

BMJ Open

BMJ Open is committed to open peer review. As part of this commitment we make the peer review history of every article we publish publicly available.

When an article is published we post the peer reviewers' comments and the authors' responses online. We also post the versions of the paper that were used during peer review. These are the versions that the peer review comments apply to.

The versions of the paper that follow are the versions that were submitted during the peer review process. They are not the versions of record or the final published versions. They should not be cited or distributed as the published version of this manuscript.

BMJ Open is an open access journal and the full, final, typeset and author-corrected version of record of the manuscript is available on our site with no access controls, subscription charges or pay-per-view fees (<http://bmjopen.bmj.com>).

If you have any questions on BMJ Open's open peer review process please email info.bmjopen@bmj.com

BMJ Open

The COVID in the Context of Pregnancy, Infancy and Parenting (CoCoPIP) Study: protocol for a longitudinal study of parental mental health, social interactions, physical growth, and cognitive development of infants during the pandemic.

Journal:	<i>BMJ Open</i>
Manuscript ID	bmjopen-2021-053800
Article Type:	Protocol
Date Submitted by the Author:	25-May-2021
Complete List of Authors:	Aydin, Ezra; University of Cambridge, Department of Psychology Weiss, Staci; University of Cambridge, Department of Psychology Glasgow, Kevin; University of Cambridge, Department of Education Barlow, Jane; University of Oxford, Department of Social Policy Austin, Topun; Rosie Hospital; NIHR Cambridge Biomedical Research Centre Johnson, Mark H.; University of Cambridge, Department of Psychology Lloyd-Fox, Sarah; University of Cambridge, Department of Psychology
Keywords:	COVID-19, QUALITATIVE RESEARCH, Fetal medicine < OBSTETRICS

SCHOLARONE™
Manuscripts

1
2
3 The COVID in the Context of Pregnancy, Infancy and Parenting (CoCoPIP)
4
5 Study: protocol for a longitudinal study of parental mental health, social
6
7 interactions, physical growth, and cognitive development of infants during the
8
9 pandemic.
10
11
12

13
14 Ezra Aydin, PhD^{1*}, Staci M. Weiss, PhD^{1*}, Kevin A. Glasgow, MPhil², Jane Barlow, PhD³, Topun
15 Austin, MD^{4,5}, Mark H. Johnson, PhD¹ and Sarah Lloyd-Fox, PhD¹
16
17

18
19 ¹Department of Psychology, University of Cambridge, UK.

20
21 ²Department of Education, University of Cambridge, UK.

22
23 ³Centre for Evidence-Based Intervention, Department of Social Policy and Intervention, University of
24 Oxford, UK.

25
26 ⁴The Rosie Hospital, Cambridge University Hospitals Foundation Trust, Cambridge, UK.

27
28 ⁵NIHR Cambridge Biomedical Research Centre, Cambridge, UK.

29
30 *Joint first author.
31

32
33 Correspondence to: Ezra Aydin, Department of Psychology, University of Cambridge, Downing Street,
34 Cambridge, CB2 3EB, UK. Email: ea420@cam.ac.uk Telephone: +44 (0) 1223 465 222
35
36

37 Submission to: BMJ Open

38 Word limit: 4000

39 Current word count: 3650
40
41

42
43 Table count: 2

44
45 Figure count: 3
46
47
48
49
50
51
52
53
54
55
56
57
58
59
60

ABSTRACT

Introduction While the secondary impact of the COVID pandemic on the psychological wellbeing of pregnant women and parents has become apparent over the past year, the impact of these changes on early social interactions, physical growth and cognitive development of their infants is unknown, as is the way in which a range of COVID related changes have mediated this impact. This study (CoCoPIP) will investigate: i) how parent's experiences of the social, medical, and financial changes during the pandemic have impacted pre and postnatal parental mental health and parent-infant social interaction; and (ii) the extent to which these COVID-related changes in parental pre and postnatal mental health and social interaction are associated with fetal and infant development.

Methods and analysis The CoCoPIP study is a national online survey initiated in July 2020. This ongoing study (n = 1700 families currently enrolled as of 6th May 2021) involves both quantitative and qualitative data being collected across pregnancy and infancy. It is designed to identify the longitudinal impact of the pandemic from pregnancy to two years of age, with the aim of identifying if stress-associated moderators (i.e., loss of income, COVID-19 illness, access to ante/postnatal support) impact parental mental health, and in turn, infant development. In addition, we aim to document individual differences in social and cognitive development in toddlers who were born during restrictions intended to mitigate COVID-19 spread (e.g., social distancing, national lockdowns).

Ethics and dissemination Ethical approval was given by the University of Cambridge, Psychology Research Ethics Committee (PREC) (PRE.2020.077). Findings will be made available via community engagement, public forums (e.g., social media,) and to national (e.g., NHS England) and local (Cambridge Universities Hospitals NHS Foundation Trust) healthcare partners. Results will be submitted for publication in peer-reviews journals.

Strengths and Limitations of this study

- This is a new cohort of families being followed from prenatal to postnatal (up to 18 months) during the COVID-19 pandemic.
- The study involves the collection of quantifiable data to identify the short- and long-term influences of the pandemic on key aspects of infant development.
- The study also has a range of open-ended questions for qualitative analysis aimed at exploring familial experiences in more detail.
- The data is being collected online and is therefore limited to self- and parent-report measures, with no direct assessment of child development and parental mental health.
- Although the sample of families being recruited are diverse in their indices of multiple deprivation (IMD) and geographic location, they may not be fully representative of the wider population.

INTRODUCTION

The COVID-19 pandemic has resulted in an unprecedented challenge to existing medical, social, and economic institutions, akin to prior natural disasters, war or other periods of hardship, with potentially similar long-term implications for the early development and lifelong health of children whose mothers were pregnant or newly delivered during these periods of significant social and economic upheaval [1]. This is due to the fact that the fetal physiological environment and infant caregiving and social environment are now recognised to play a key role in influencing later biological, physical and neurodevelopmental outcomes [2,3]. With regard to the COVID-19 pandemic, the social distancing restrictions and national lockdowns that were put in place to mitigate its transmission, have had a range of secondary consequences impacting the psychological wellbeing of pregnant women and new parents and the postnatal environment that the infant is born into [4–6]. The shifts in socialization, stress and socio-economic position associated with COVID-19 public health guidance may have exacerbated the feelings of vulnerability, health vigilance and isolation associated with the adjustment to parenting. Heightened anxiety and depression were reported during the national lockdown in the United Kingdom [7], with expectant and new mothers experiencing unique physical and psychological stressors [4] as well as constrained access to resources, especially with regard to family and caregiving support. However, little is currently known about the impact of these COVID-related changes on the development of the infant. The current study aims to address this evidence gap by exploring the relationship regarding the family's reported experiences of these changes in terms of their impact on their pre and postnatal mental health, and interaction with their infant, and the potential subsequent impact of these changes on the infant's physical, sensory, affective and cognitive development.

The secondary impact of COVID-19 on pregnant women

The COVID-19 pandemic has been the biggest public health emergency for over a century, necessitating extreme measures at a societal level to mitigate against death and prevent acute health services from being overwhelmed. However, resulting from this have been a number of secondary consequences (i.e., increased caregiving demands for children and family members; isolation from family and community due to social distancing; job loss; financial hardship and increased interpersonal stressors or relationship violence [8]), having a disproportionate and significant impact on women of childbearing age [4]. In the UK, the impact on this group of women has also been exacerbated by National Health Service (NHS) guidance that was produced in response to the national lockdown restrictions [9–11], in which hospital-based midwifery services placed limitations on partners being present during ultrasound visits and birth. In addition, most community-based services were discontinued, other than antenatal contact and new baby visits, all of which were required to be provided virtually unless otherwise indicated, with all other contacts being assessed and stratified according to vulnerability or clinical need (e.g., maternal mental health).

1
2
3
4
5 These changes not only affected the capacity of practitioners to support women during the perinatal
6 period at a time of significantly heightened stress/distress [6] but also resulted in significant regional
7 variations in access to healthcare and advice for expectant mothers across the UK. The changes have
8 been associated with (i) a fourfold increase in stillbirths attributed to lack of preventive antenatal care
9 [12], (ii) birthing partners denied access to the hospital for the birth or asked to leave immediately
10 following the birth, and (iii) limited access to babies admitted to neonatal intensive care. The NHS has
11 also reported a reluctance on the part of parents to attend postnatal GP checks, due to parental attitudes
12 related to COVID-19 infection (Institute of Health Visiting).
13
14
15
16
17
18

19 **The impact of COVID-19 on parental mental health and parent-infant interaction**

20 Several online surveys conducted during the first national lockdown indicated that there was a
21 significant increase in antenatal anxiety both in terms of pandemic-related pregnancy stress associated
22 with feeling unprepared for birth due to the pandemic, and stress related to fears of perinatal COVID-
23 19 infection, with one large US survey (n = 4451) showing that around 30% of pregnant women
24 experienced both types of stress [13]. Another US survey (n = 2740) that examined wider sources of
25 stress showed that more than half of women reported increased stress about food running out (59.2%, n
26 = 1622), losing a job or household income (63.7%, n = 1745), or loss of childcare (56.3%, n = 1543).
27 More than a third reported increased stress about conflict between household members (37.5%, n =
28 1028); and 93% (n = 2556) reported increased stress about getting infected with COVID-19 [14].
29
30
31
32
33
34
35

36 A number of online cross-sectional surveys found significantly increased rates of anxiety and
37 depression, based on the use of self-report standardised measures (e.g., Edinburgh Postnatal Depression
38 Scale (EPDS); Hospital Anxiety and Depression Scale (HADS)). For example, a cross-sectional survey
39 of 1,987 pregnant women in Canada in April 2020, found substantially elevated anxiety and depression
40 symptoms, compared to similar pre-pandemic pregnancy cohorts; 37% reported clinically relevant
41 symptoms of depression, and 57% reported clinically relevant symptoms of anxiety [15]. A second
42 Canadian study found that a cohort of pregnant women, who were recruited during the COVID-19
43 pandemic, were twice as likely to present clinically significant levels of depressive and anxiety
44 symptoms compared with a cohort of pregnant women recruited prior to the pandemic [16]. Early
45 evidence in the UK similarly suggests that the impact on the mental health of pregnant women has been
46 significant with heightened anxiety and depression being reported during the national lockdown (levels
47 of mental distress rising from 18.9% (2018-19) to 27.3% in April 2020, one month into the national
48 lockdown) [4].
49
50
51
52
53
54
55
56
57
58
59
60

1
2
3 This is of concern because there is consistent evidence to suggest that anxiety and depression in
4 pregnancy can have a long-term impact on child development. For example, recent systematic reviews
5 found that antenatal anxiety is associated with a range of adverse perinatal outcomes, including for
6 example, premature delivery and low birthweight [17], in addition to a range of negative child outcomes
7 that can persist into late adolescence, including an increased risk of child behaviour problems [18].
8
9
10

11 12 13 **Early pre- and postnatal experiences in the context of COVID-19 and associated societal** 14 **restrictions**

15
16 The limited evidence on the impact of the pandemic and lockdowns on postnatal depression, suggest a
17 similar picture, with around half of mothers caring for babies born during 2020 in the UK, reporting
18 feeling down, lonely and worried, with mental health symptoms exacerbated in mothers who travel to
19 work, had a baby born prematurely or were from a lower-income household [19]. One Australian study
20 that examined all online perinatal support forum posts related to COVID-19, from women between
21 January 27 to May 12, 2020, showed that the content was predominantly negative, with around 63%
22 being very or moderately negative. Negative words that were frequently used in the 831 posts included:
23 "worried" (n=165, 19.9%), "risk" (n = 143, 17.2%), "anxiety" (n = 98, 11.8%), "concerns" (n = 74,
24 8.8%), and "stress" (n = 69, 8.3%) [20].
25
26
27
28
29
30

31
32 Anxiety and depression in the postnatal period have been shown to affect the development of the infant
33 because of the impact on the mother's interactions with her baby. For example, depressed mothers have
34 been shown to be less sensitively attuned to infants, and less affirming and more negating of their
35 experiences with their infant [21]. Babies of depressed mothers can exhibit deficits in their interpersonal
36 functioning, such as less affective sharing, lower rates of interactive behaviour, poorer concentration,
37 increased negative responses with strangers, and reduced secure attachment at 12 and 18 months [22,23].
38 Children of these women are also 42% more likely to experience depression by age 16 [24].
39
40
41
42
43

44
45 There is now increasing evidence regarding the impact of the mother's bond with her unborn baby,
46 including her mental representations of the baby in pregnancy, in terms of an association with their
47 interactions postnatally [25] including the infant's attachment status [26]. However, there is currently
48 limited evidence regarding the impact of pandemic-related social restrictions on this prenatal
49 relationship. While a number of studies have found that the pandemic has had an impact on bonding
50 with the baby in the postnatal period [27] and on breastfeeding [28], no studies to date have explicitly
51 examined the impact on the parent-child interaction. Furthermore, concerns have been raised regarding
52 infants limited exposure to infant peers or to diverse social partners other than household members or
53 members of the public wearing masks, in terms of the impact on infant looking and communicative bids
54 during social interactions [29]. Whilst ongoing research examines how the pandemic and the above-
55
56
57
58
59
60

1
2
3 mentioned points are affecting children aged 8-36 months, there remains a critical lack of study of
4 development during the period of development referred to as the “baby blind-spot” (from pregnancy to
5 2 years old age) [29,30].
6
7

8
9 There remain more questions empirical answers at the present time regarding how ‘stay at home’ orders,
10 lack of access to social support from family members and pandemic-specific stressors might have
11 affected expectant parents and those caring for babies during the national lockdowns. Concerns have
12 been raised about women at risk for domestic violence, without suitable shelter and higher incidence of
13 unemployment due to their role in the retail, caregiving and hospitality workforce [31,32]. It is also
14 important to take into consideration other mediating influences on infant development including poverty
15 [33], maternal education [34], marital discord [35], single parenthood and ethnicity [36].
16
17
18
19
20
21

22 Overall, little is currently known about the impact of COVID-19 guidance and restrictions on the long-
23 term development of the child. To address this gap in our knowledge, this study has two main aims: i)
24 to examine how parent’s experiences of the social, medical, and financial changes during the pandemic
25 have impacted pre and postnatal parental mental health and parent-infant social interaction; and (ii) to
26 investigate the extent to which these COVID related changes in parental pre and postnatal mental health
27 and social interaction are associated with fetal and infant development.
28
29
30
31
32

33 **STUDY DESIGN**

34
35 The Covid in the Context of Pregnancy, Infancy and Parenting (CoCoPIP) study, is a national online
36 survey being carried out in the UK, which was widely advertised from July 2020, that continues to
37 actively recruit families for participation. The research comprises a mixed-methods study collecting data
38 inclusive of both; a) validated physical and psychological assessments, and b) open-ended questions to
39 allow the participant to elaborate on their experience in their own words. The CoCoPIP Study addresses
40 four key hypotheses (H1-4) (see *Figure 1*).
41
42
43
44
45

46 **[Insert figure 1]**
47
48

49 **Eligibility criteria and recruitment strategies**

50
51 Eligibility criteria for the study is expectant parents (at any stage of pregnancy) or parents of an infant
52 between the ages of 0-6 months. Either parent can take part, with questionnaires being adapted to the
53 parents’ status as mother or father. The study is open to parents who had a baby shortly before and
54 during the first period of lockdown in the UK (23rd March 2020) as well as continuing to collect
55 information from parents during the current, and future changes in COVID-related health and societal
56 restrictions.
57
58
59
60

1
2
3
4 For optimal national representation across the UK, recruitment strategies include (i) targeting NHS
5 antenatal classes and National Childbirth Trust (NCT) groups identified nationally, with an emphasis on
6 areas of low socio-economic status (SES) using the government indices of multiple deprivation (IMD)
7 and rural areas without access to NCT groups, (ii) partnering with NHS/National Institute for Health
8 Research (NIHR) collaborative sites and charity and policy group partners (e.g., The Brazelton Centre
9 UK, Centre for Health and the Public Interest) to widen knowledge of the survey, (iii) posting online via
10 social media platforms (e.g., Twitter) and public sharing to facilitate snowball sampling and (iv)
11 targeting populations experiencing increased local lockdown measures as, and when, COVID-19 rates
12 and related policy change across the UK. Whilst recruitment efforts have been focused on the UK, the
13 survey is currently open to all expectant and new families worldwide. Participation in the survey is
14 incentivized using the offer of a chance to win a £100 digital gift card (on receipt participants are able
15 to select from either an Amazon® or one4all® gift card). A prize is drawn for every 100 participants who
16 complete the survey, giving a 1/100 chance of winning at each time point that they complete.
17
18
19
20
21
22
23
24
25

26 **Patient and Public Involvement**

27
28 The study was designed with input from the public, particularly pregnant and new parents who had an
29 infant during the onset of the pandemic from March – May 2020. Input included aspects such as
30 wording of questions and ease of completing questionnaires (both visually and in length). Throughout
31 Results will be disseminated to study participants through various social media platforms that
32 participants are given links to during initial recruitment and in subsequent follow-up correspondence.
33
34
35
36
37
38
39

40 **Power Calculation**

41 To ensure sufficient power for the study, statistical power calculations (G*Power adapted for
42 regression) based on three outcomes, up to three predictors and four co-variables, estimated a minimum
43 sample size for Hypothesis 1 of $n = 400$ (small effect, $f^2 = 0.02$). Statistical power calculations were
44 based on a study of sociodemographic control variables, traumatic event impact scale and pregnancy-
45 specific anxiety [37]. In the same manner, for Hypothesis 2, a minimum sample size of $n = 800$ (small
46 effect, $n = 400$ infants x 2 postnatal timepoints) is required, based on ongoing analyses by our group on
47 parent-infant social interaction data [38]. For Hypothesis 3 and 4, we will minimise data loss using post-
48 hoc assignment of families to an accelerated longitudinal design - this requires a minimum sample size
49 of $n = 500$ (small effect) using a study on acute disasters, parental mental health and infant development
50 [39]. With timing and cross lag accounted for, and attrition rate of 30% - assuming current pattern of
51 80% of parents' consenting to be contacted again (as indicated by our pilot survey) – a minimum cohort
52 sample of $n = 1500$ is required.
53
54
55
56
57
58
59
60

Study Measures

The online survey is logic-dependent and adaptive, only showing questions relevant to the parent's current situation (e.g., antenatal or with an infant of 2 months of age) in relation to the following six time points: the second and third trimester of pregnancy; infant aged 0-3 months, infant aged 3-6 months; and toddler aged 12- and 18-months. The following data is collected: (i) parental mental health and attitudes, (ii) healthcare access and support during pregnancy and birth, (iii), fetal physical development and infant social and cognitive development, (iv) direct impact of COVID-19 on daily lives and lastly (v) developmental outcomes in infants born during the pandemic. *Table 1* provides an overview of the measures used timepoints and *Table 2* provides a detailed summary of the measures used within the survey.

[Insert figure 2]

Follow-ups and reminders

Participants are invited to take part in a follow-up survey at the end of the initial survey. Where they consent to this, they are contacted via email containing a link to the separate online survey. The follow-up survey has been condensed to include follow-up questionnaires only (*see Table 1* and *Figure 2* for participant follow-up flowchart). The appropriate time for follow-up is calculated based on the ages (infant or fetal gestation) provided by the participant at initial recruitment (*see Figure 2* for project timeline).

	Timepoint					
	Pregnancy		Infant		Toddler	
	1	2	3	4	5	6
Section A: Consent and participant background information						
Consent ^a	x	x	x	x		
Demographics ^b	x	x	x	x		
Income and employment status	x	x	x	x		
Section B: Pregnancy measures						
Fetal growth measures and pregnancy	x ^c	x ^d				
Health care support and access	x	x	x	x		
Antenatal Emotional Attachment Scale (AEAS)	x	x				
Pregnancy Related Anxiety Questionnaire Revised (PRAQ-R)	x	x				
Section C: Infant birth and development measures						
Birth information ^e			x	x		
Infant Behaviour Questionnaire (IBQ)				x	x	
Infant Toddler Sensory Profile (ITSP)			x	x	x	
Infant related anxiety			x	x		
Face-to-face interaction index			x	x		
Section D: Toddler Development measures						
Ages and Stages					x	
Oxford CDI					x	
Q-CHAT						x
Vineland parent and caregiver form						x
Section E: Parental mental health and support measures						
State Trait Anxiety Index – State (STAI-S)	x	x	x	x	x	x
Caregiving, social interaction and support questionnaire			x	x		
Stressful life events questionnaire					x	x
Section F: Parenting and family measures						
Parenting reflective functioning questionnaire (PRFQ)					x	
Comprehensive early childhood parenting questionnaire (CECPAQ)					x	
Section G: COVID Impact						
COVID situational influences	x	x	x	x		
COVID health report	x	x	x	x		
COVID concern and event impact scale	x	x	x	x		
Social distance impacts	x	x	x	x		
Vaccine	x	x	x	x		
Difficulties in Emotion Regulation Scale (DERS)					x	

^{a-b} Participants will only be asked to complete this section once, when they initially join the study. The study can be joined at any timepoint. Those eligible will be asked if they wish to participate longitudinally.

^c only physical questions in relation to 2-trimester scan.

^d only physical questions in relation to 3-trimester scan.

^e will only be asked to complete this section once

Table 1: A summary of assessments and questionnaires used separated by time point.

Measure (items)	Description	Scale	Example item
COVID-19 items			
Situational influences	Assessing adjustment and adherence to government guidelines.		'When did you modify your routine to adhere to the social distancing guidance?'
Health report	Assessing risk for COVID exposure and symptoms of parents, partner and/or social network. As well as self-isolation behaviours and support (if applicable)		'Have you been diagnosed with COVID?' 'How supported did you feel during self-isolation?'
COVID Impact (7 items)	How COVID-19 has impacted themselves and their household (e.g., physical health, disruption to routine).	Five-point scale from 'not hard at all, coping well' to 'unbearable, not coping well'	
COVID Concern (10 items)		Six-point scale from 'not at all' to 'all the time'	'I am not worried about COVID-19'
Event Impact Scale-Revised [40] (20 items)	Assessing the distress experience as a result of traumatic events	Five-point scale from 'extremely' to 'not at all'	'I felt irritable and angry'
Social distance impacts	Assessing participants attitudes and experience during COVID-19.	Five-point scale from 'not at all' to 'very true'	'I spend my leisure time more intentionally'
Vaccines	Assessing access to and attitude towards a vaccine and potential changes in social behaviour in relation to a vaccine.		'Are you currently eligible for the COVID-19 vaccine?' / 'Could you tell us how and/or why getting vaccinated has changed the way you socialise?'
Parental information			
State-Trait Anxiety state (STAI-S) [41] (20 items)	Assessing the presence and severity of an individual's state-based anxiety (i.e., anxiety in response to what is happening right now).	Four-point scale from 'not at all' to 'very much so'	'I feel strained'
Caregiving support	Questions assessing remote and in person availability of household members, partners, and social network of families		
Home schooling	Exploring the additional demands on parents in the home and support available for home schooling.		'Could you describe your experience of home schooling during your pregnancy or as a new parent?'
Stress Life Inventory [42] (43 items)	Assessing the number of stressful life events experienced by the family over a 12-month period	Items rates 'yes' or 'no'	'Being fired at work'

Pregnancy related anxiety questionnaire (PRAQ) [43] (20 items)*	Assessing pregnancy-specific anxiety in women during the antenatal period.	Five-point scale from ‘not at all’ to ‘very much’	‘I think that after birth my child will be in poor health’ / ‘I think about creating a virus-free home for my child’
Pregnancy information			
Healthcare support and access	Exploring parental experiences of their healthcare support and care, and access to antenatal routine care during the pandemic		‘Do you feel comfortable attending your pregnancy appointments?’/ ‘Could you tell us about the support from your healthcare provides during your pregnancy’
Antenatal Emotional Attachment Scale (AEAS) - Maternal [44] (19 items)	Questions asking expectant parents about their thoughts and feelings over the last two-week period about their baby	Responses on a varying five-point scale (e.g., ‘almost all the time’ to ‘not at all’ and ‘very positive’ to ‘very negative’)	‘I think of the developing baby as mostly as;’
Antenatal Emotional Attachment Scale (AEAS) – Paternal [44] (16 items)			‘I have found myself touching, or rubbing with my hand, the outside of my partners stomach where the baby is:’
Toddler outcomes			
Infant Behaviour Questionnaire (IBQ) – short form [45] (36 items)	Measures the dimensions of temperament in children younger than 12 months of age	Eight-point scale from ‘never’ to ‘always’ (including option for ‘does not apply’)	‘When tired, how often did your baby show distress?’
Infant/Toddler Sensory Profile (ITSP) [46] (36 items)	A caregiver report on how responsive, sensitive, avoidant and alert their babies are when presented with stimuli visual, auditory, tactile and vestibular modalities	Six-point scale from ‘almost always’ to ‘almost never’ (including an option for ‘does not apply’)	‘My child is active throughout the day’
Ages and Stages (ASQ-3) [47] (39 items)	A developmental screening tool assessing a child’s developmental progress in six domains (i.e., communication, gross motor, fine motor, problem solving and personal-social development).	Three-point scale from ‘yes’ to ‘not yet’	‘When your baby wants something, does he tell you by pointing to it?’
Oxford Communication Development Inventory – 100 words (CDI) [48]	A UK-adapted measure of toddler language development	Two-point scale; ‘understands’ and ‘understands and says’	‘car’
Quantitative Checklist for Autism in Toddlers (Q-CHAT) [49] (25 items)	A quantitative measure of early autistic traits in toddlers	Responses given on a varying five-point scale (e.g., ‘many times a day to never’ and ‘always’ to ‘never’)	‘How easy is it for your child to adapt when his/her routine changes or when things are out of their usual place?’

Vineland parent and caregiver form [50]	A number of questions about the home environment and family-life behaviour	Three-point scale from “usually or often” to “never”	‘When you look or point at something, looks in that direction.’
Parenting, family and home environment			
Household space and environment	Assessing access to outdoor/indoor space and technology		‘Do you currently have access to outdoor space you feel safe spending time in?’ / ‘In your home, how many mobile phones are presently in use?’
Parent-infant attachment	Parental description of relationship with infant (imagined and actual)		‘Could you tell us a little about what you image your baby will be like and how the two of you will get along?’
Face-to-face interaction index	Exploring the frequency of face-to-face and distant interaction the infant has had since birth		‘How often did you with/without your baby video chat with others?’ / ‘How responsive is your baby to others during virtual interactions?’
Parenting reflective functioning questionnaire (PRFQ) [51] (18 item)	A short measure assessing parental reflective functioning or mentalising.	Responses are rated on a seven-point scale from ‘strongly disagree’ to ‘strongly agree’	‘I always know why my child acts the way he or she does’
Comprehensive early childhood parenting questionnaire (CECPAQ) [52] (54 items)	A parent report measure assessing five domains of parenting (i.e., support, stimulation, structure, harsh discipline and positive measure).	Responses are rated on a six-point scale from ‘never’ to ‘always’	‘when my child is having a hard time, I am able to help him/her.
Difficulties in Emotion Regulation Scale (DERS) [53] (19 items)	A self-report measure of subjective emotion ability	Responses are rated on a five-point scale from ‘almost never’ to ‘almost always’	‘When I’m upset, I can still get things done’
Family demographics and socioeconomic questions	Parent and infant age or gestation of pregnancy; sex; ethnicity; location; parent and partner highest level of qualification; employment status and household income.		‘what is your highest level of education?’
Postcode	used to derived indices of multiple deprivation.		

*several questions have been adapted for use during COVID-19

Table 2: A detailed summary of measures used within the study.

DATA ANALYSIS PLAN

Quality Control

Ongoing quality control is evaluated bi-weekly. All data is checked for accuracy and invalid data is removed (e.g., one parent responded to the question “what is the gender of your child” as “clownfish” and completed no other question within the survey - this participant was removed from the dataset). Study data is collected and managed using Research Electronic Data Capture (REDCap®) tools hosted at the University of Cambridge [54]. REDCap® is a secure, web-based software platform designed to support data capture for research studies, providing 1) an intuitive interface for validated data capture; 2) audit trails for tracking data manipulation and export procedures; 3) automated export procedures for seamless data downloads to common statistical packages; and 4) procedures for data integration and interoperability with external sources. Personal data (e.g., caregiver DOB, email address) is stored securely within a password encrypted electronic databased isolated from the research data. Access to the data is fully audited to ensure data security is governed by a management team and in compliance with ethical guidelines.

Analysis plan

Overall, we aim to identify which stress-associated moderators (i.e., loss of income, COVID-19 illness, local access to ante/postnatal support) impact significantly on parental mental health, and in turn, infant development.

To address Hypothesis 1 (*see Figure 1*), a combination of quantitative and qualitative analyses will be undertaken. Structural equation modelling (SEM) and hypothesis-driven regressions will explore how multiple aspects of pre- and post-natal family support (social, financial and health) are associated with stress (maternal and paternal) and wider mental health. An inductive approach to data analysis will be undertaken [55] for the open-ended qualitative data, and we will use NVivo (QSR International Pty Ltd) to code the data. Following this, several approaches including thematic [56], sentiment and context content analysis will be undertaken using a natural language processing (NLP) approach [57] (machine learning) to identify forms of social, medical and financial support in relation to the valence of parental attitudes. Regression analyses will then be conducted to understand the directional relationship between resulting latent factors (qualitative responses and quantitative data) and parental mental health.

To address Hypothesis 2, regressions will be used to explore how COVID-19 related restrictions interact with the frequency and forms of social interaction (i.e., face-to-face, digital, at distance) that the infant has, and whether this varies across the first six months of life.

To address Hypothesis 3, regressions will be used to explore the influence of maternal mental health longitudinally on the developing offspring across pre- to post-natal life: from fetal (12-weeks/20 weeks gestational age) to 18 months of age. Standardised z-scores will be created from the collected fetal growth measurements (i.e., head circumference, femur length and abdominal circumference), which will then be transformed into a composite score accounting for gestational age and/or estimated fetal weight at time of scan to be used for analysis. Z-scores will also be computed and used where appropriate within the analysis (e.g., infant-toddler sensory profile).

To address Hypothesis 4, outputs from Hypothesis 1 and 2 (impact of COVID-19 on parental mental health and infant social interactions) will be explored in relation to longitudinal social and cognitive development (e.g., language, motor sensory and the early emergence of developmental conditions) of the infant/toddler across the 0-18 months of life using SEM, full information maximum likelihood to account for missingness, and regression modelling.

CURRENT COHORT DESCRIPTION AND DEMOGRAPHICS

Initiated in July 2020, this study is ongoing with $n = 1700$ families currently enrolled (6th May 2021). Parents can consent to complete the questionnaire up to six times during pregnancy/parenting until their infants are 18 months of age. For those participants who contribute more than one time point (between antenatal and postnatal timepoints ≤ 6 months) an invitation is issued for a follow up to assess their toddler's development when aged 12 and 18 months (see *Figure 2* for study flow chart).

To date 1700 of families have participated in at least one time-point of the study, with 641 families joining at time points 1-2, 372 families at time-point 3, and 687 families at time-point 4 (see *Figure 2 and Table 1* for time-points). 61% of these families have consented to completing the subsequent follow-up sections of the study. To date 97.4% of respondents identify as mothers, 2.3% as fathers and 0.3% as another parent or caregiver, with the majority of participating families disclosing their ethnicity as white (89.2%). Those participating families who are from the UK have their household information (i.e., household income, location of participating families, index of multiple deprivation and respondent's education level) described in *Figure 3*.

[Insert figure 3]

ETHICS AND DISSEMINATION

Ethics approval for the survey was given by the University of Cambridge, Psychology Research Ethics Committee (PREC) (PRE.2020.077). All respondents are required to be over the age of 18 years and give electronic informed consent. Caregivers agreeing to be followed-up longitudinally give consent at each timepoint and are made aware that their participation can be stopped at any time within the study.

1
2
3 Permissions have been obtained from participants to ensure anonymised data can be made available on
4 open-source platforms.
5
6

7
8 A proactive dissemination pathway has been established from the outset. We will engage with policy
9 stakeholders (health practitioners/Department of Health) and social media platforms to create discussion
10 around this topic. Dissemination of findings will be via public forums (i.e., social media, media,
11 collaborators family dissemination pathways) and at the national (i.e., NHS England/NHS Improvement,
12 Royal College of Paediatrics and Child Health, Centre for Health and the Public Interest) and local
13 (Cambridge Universities Hospitals NHS Foundation Trust) level. Data will continue to be disseminated
14 throughout the period of the study to promote discussion and raise the profile of the population identified
15 as being one of the most vulnerable and neglected during the pandemic.
16
17
18
19
20

21
22 To date, qualitative responses from the first five months of data collection have been analysed to explore
23 parents experiences of being pregnant in relation to healthcare access during the pandemic [5]. This was
24 conducted using thematic and sentiment analysis. The initial findings suggest that a range of adverse
25 effects have been experienced by expectant parents in the UK relating to changes in antenatal support
26 and healthcare appointments in response to governmental guidance with regard to social distancing.
27 These findings point to an urgent need to better address the unique health care needs of each pregnant
28 woman going forward.
29
30
31
32

33 34 35 **Data Sharing Plan**

36 Questionnaires and study goals were made available upon request using the Open Science Foundation
37 platform in July 2020 and made public at <https://osf.io/m7zuw/> in August 2020. Study protocol, follow-
38 up questionnaires and statistical analysis code will be uploaded and shared to facilitate data sharing and
39 collaboration, in accordance with Research, Innovation and Science Policy Experts (RISE) EU principles
40 [58]. Data collected will be uploaded to open-source platforms, for utilisation by other researchers and
41 policy stakeholders. In addition, quarterly layman summaries of findings will be reported for parents
42 and the general public on our website and social media platforms. Qualitative data generated and
43 analysed during the study will not be made publicly available due to ethical and privacy restrictions,
44 however researchers can submit a research proposal to the Data Sharing Management Committee to
45 request access and collaboration. We will either make our datafile associated with each publication
46 available on an opensource platform, following peer review and publication or 12 months after the
47 completion of a follow-up timepoint.
48
49
50
51
52
53
54
55
56
57
58
59
60

1
2
3
4
5
6
7 **Acknowledgements:** We are extremely grateful to all those families who gave their time to participate
8 and to Esther Adememo, Maddie Walton and Zahra Khan who worked on the CoCoPIP study during
9 their undergraduate and master's studies at Cambridge.
10
11

12
13 **Author statement:** **Ezra Aydin:** Conceptualization, Methodology, Writing - Original Draft. **Staci M.**
14 **Weiss:** Conceptualization, Methodology, Writing - Original Draft. **Kevin A. Glasgow:** Methodology,
15 Visualisation, Writing - Review & Editing **Topun Austin:** Methodology, Supervision, Writing - Review
16 & Editing. **Mark H. Johnson:** Supervision, Funding acquisition, Writing - Review & Editing. **Jane**
17 **Barlow:** Supervision, Writing - Review & Editing. **Sarah Lloyd-Fox:** Conceptualization,
18 Methodology, Supervision, Funding acquisition, Writing - Review & Editing.
19
20
21
22
23

24 **Funding source:** This research was funded by a Medical Research Council Programme Grant
25 MR/T003057/1 to MJ, and an UKRI Future Leaders fellowship (MRC grant MR/S018425/1) to SLF.
26
27

28 The views expressed are those of the authors and not necessarily those of the MRC or the UKRI.
29

30
31 The NIHR Cambridge Biomedical Research Centre (BRC) is a partnership between Cambridge
32 University Hospitals NHS Foundation Trust and the University of Cambridge, funded by the National
33 Institute for Health Research (NIHR), T.A. is supported by the NIHR Cambridge Biomedical Research
34 Centre (BRC). TA is also supported by the NIHR Brain Injury MedTech Co-operative. The views
35 expressed are those of the author(s) and not necessarily those of the NIHR or the Department of Health
36 and Social Care.
37
38
39
40
41
42
43
44

45 **Disclosure Statement:** The authors have no potential conflicts of interest to disclose.
46
47
48
49
50
51
52
53
54
55
56
57
58
59
60

Figure Legends

Figure 1: Covid in the Context of Pregnancy, Infancy and Parenting (CoCoPIP) study four key hypotheses.

A participant can join the study at any of the above 3 underlined timepoints

*Participants are only followed up at these two timepoints if they have participated in at least two previous timepoints.

** Projected participant follow-up completion dates.

Figure 2: Flow diagram of Covid in the Context of Pregnancy, Infancy and Parenting (CoCoPIP) study follow up participation.

Figure 3: Bubble map depicting spread of participations location in the UK (if postcode was provided) with respondent's education level, Index of Multiple Deprivation (IMD) and household income breakdown reported on the right.

REFERENCES

- 1 Laplante DP, Brunet A, Schmitz N, *et al.* Project Ice Storm: Prenatal Maternal Stress Affects Cognitive and Linguistic Functioning in 5½-Year-Old Children. *J Am Acad Child Adolesc Psychiatry* 2008;**47**:1063–72. doi:10.1097/CHI.0b013e31817eec80
- 2 King S, Dancause K, Turcotte-Tremblay A-M, *et al.* Using Natural Disasters to Study the Effects of Prenatal Maternal Stress on Child Health and Development: Natural Disasters and Prenatal Maternal Stress. *Birth Defects Res Part C Embryo Today Rev* 2012;**96**:273–88. doi:10.1002/bdrc.21026
- 3 Nelson III CA, Gabard-Durnam LJ. Early adversity and critical periods: neurodevelopmental consequences of violating the expectable environment. *Trends Neurosci* 2020;**43**:133–43.
- 4 Davenport MH, Meyer S, Meah VL, *et al.* Moms are not ok: COVID-19 and maternal mental health. *Front Glob Womens Health* 2020;**1**:1.
- 5 Aydin E, Glasgow KA, Weiss S, *et al.* Expectant parents' perceptions of healthcare and support during COVID-19 in the UK: A thematic analysis. *Public and Global Health* 2021. doi:10.1101/2021.04.14.21255490
- 6 Barlow J, Bach-Mortensen A, Homonchuk O, *et al.* The impact of the COVID-19 pandemic on services from pregnancy through age 5 years for families who are high risk of poor outcomes or who have complex social needs. 2020.
- 7 Pierce M, Hope H, Ford T, *et al.* Mental health before and during the COVID-19 pandemic: a longitudinal probability sample survey of the UK population. *Lancet Psychiatry* 2020;**7**:883–92. doi:10.1016/S2215-0366(20)30308-4
- 8 Shah SMA, Mohammad D, Qureshi MFH, *et al.* Prevalence, Psychological Responses and Associated Correlates of Depression, Anxiety and Stress in a Global Population, During the Coronavirus Disease (COVID-19) Pandemic. *Community Ment Health J* 2021;**57**:101–10. doi:10.1007/s10597-020-00728-y
- 9 Davis N. NHS trusts begin suspending home births due to coronavirus. 2020.
- 10 NHS. Supporting Pregnant women using maternity service during the coronavirus pandemic: Actions for NHS providers. 2020.
- 11 Sherwood H. Midwife shortage doubles as NHS staff diverted to tend Covid-19 patients. 2020.
- 12 Khalil A, Von Dadelszen P, Draycott T, *et al.* Change in the incidence of stillbirth and preterm delivery during the COVID-19 pandemic. *Jama* 2020;**324**:705–6.
- 13 Preis H, Mahaffey B, Heiselman C, *et al.* Vulnerability and resilience to pandemic-related stress among U.S. women pregnant at the start of the COVID-19 pandemic. *Soc Sci Med* 2020;**266**:113348. doi:10.1016/j.socscimed.2020.113348
- 14 Moyer CA, Compton SD, Kaselitz E, *et al.* Pregnancy-related anxiety during COVID-19: a nationwide survey of 2740 pregnant women. *Arch Womens Ment Health* 2020;**23**:757–65. doi:10.1007/s00737-020-01073-5
- 15 Lebel C, MacKinnon A, Bagshawe M, *et al.* Elevated depression and anxiety symptoms among pregnant individuals during the COVID-19 pandemic. *J Affect Disord* 2020;**277**:5–13. doi:10.1016/j.jad.2020.07.126

- 1
2
3 16 Berthelot N, Lemieux R, Garon-Bissonnette J, *et al.* Uptrend in distress and psychiatric
4 symptomatology in pregnant women during the coronavirus disease 2019 pandemic. *Acta Obstet*
5 *Gynecol Scand* 2020;**99**:848–55. doi:10.1111/aogs.13925
6
7 17 Grigoriadis S, Graves L, Peer M, *et al.* Maternal Anxiety During Pregnancy and the Association
8 With Adverse Perinatal Outcomes: Systematic Review and Meta-Analysis. *J Clin Psychiatry*
9 2018;**79**. doi:10.4088/JCP.17r12011
10
11 18 Stein A, Pearson RM, Goodman SH, *et al.* Effects of perinatal mental disorders on the fetus and
12 child. *The Lancet* 2014;**384**:1800–19. doi:10.1016/S0140-6736(14)61277-0
13
14 19 Dib S, Rougeaux E, Vázquez-Vázquez A, *et al.* Maternal mental health and coping during the
15 COVID-19 lockdown in the UK: Data from the COVID-19 New Mum Study. *Int J Gynecol Obstet*
16 2020;**151**:407–14. doi:10.1002/ijgo.13397
17
18 20 Chivers BR, Garad RM, Boyle JA, *et al.* Perinatal Distress During COVID-19: Thematic Analysis
19 of an Online Parenting Forum. *J Med Internet Res* 2020;**22**:e22002. doi:10.2196/22002
20
21 21 Murray L, Fiori-Cowley A, Hooper R, *et al.* The Impact of Postnatal Depression and Associated
22 Adversity on Early Mother-Infant Interactions and Later Infant Outcome. *Child Dev* 1996;**67**:2512.
23 doi:10.2307/1131637
24
25 22 Murray L. The Impact of Postnatal Depression on Infant Development. *J Child Psychol Psychiatry*
26 1992;**33**:543–61. doi:10.1111/j.1469-7610.1992.tb00890.x
27
28 23 Stein A, Gath DH, Bucher J, *et al.* The Relationship between Post-natal Depression and Mother–
29 Child Interaction. *Br J Psychiatry* 1991;**158**:46–52. doi:10.1192/bjp.158.1.46
30
31 24 Murray L, Arteché A, Fearon P, *et al.* Maternal Postnatal Depression and the Development of
32 Depression in Offspring Up to 16 Years of Age. *J Am Acad Child Adolesc Psychiatry* 2011;**50**:460–
33 70. doi:10.1016/j.jaac.2011.02.001
34
35 25 Foley S, Hughes C. Great expectations? Do mothers’ and fathers’ prenatal thoughts and feelings
36 about the infant predict parent-infant interaction quality? A meta-analytic review. *Dev Rev*
37 2018;**48**:40–54. doi:10.1016/j.dr.2018.03.007
38
39 26 Barlow J, Underdown A. Child maltreatment during infancy: atypical parent–infant relationships.
40 *Paediatr Child Health* 2018;**28**:114–9. doi:10.1016/j.paed.2017.11.001
41
42 27 Mayopoulos GA, Ein-Dor T, Dishy GA, *et al.* COVID-19 is associated with traumatic childbirth
43 and subsequent mother-infant bonding problems. *J Affect Disord* 2021;**282**:122–5.
44 doi:10.1016/j.jad.2020.12.101
45
46 28 Brown A, Shenker N. Experiences of breastfeeding during COVID-19: Lessons for future practical
47 and emotional support. *Matern Child Nutr* 2021;**17**. doi:10.1111/mcn.13088
48
49 29 Bhopal S, Fearon P. Pandemic babies: how COVID-19 has affected child development.
50 2021. [https://theconversation.com/pandemic-babies-how-covid-19-has-affected-child-](https://theconversation.com/pandemic-babies-how-covid-19-has-affected-child-development-155903)
51 [development-155903](https://theconversation.com/pandemic-babies-how-covid-19-has-affected-child-development-155903)
52
53 30 Reed J, Parish N. Working for babies: Lockdown lessons from local systems. 2021.
54 [https://parentinfantfoundation.org.uk/wp-content/uploads/2021/01/210115-F1001D-Working-for-](https://parentinfantfoundation.org.uk/wp-content/uploads/2021/01/210115-F1001D-Working-for-Babies-Report-FINAL-v1.0-compressed.pdf)
55 [Babies-Report-FINAL-v1.0-compressed.pdf](https://parentinfantfoundation.org.uk/wp-content/uploads/2021/01/210115-F1001D-Working-for-Babies-Report-FINAL-v1.0-compressed.pdf)
56
57
58
59
60

- 1
2
3 31 European Parliament. Directorate General for Internal Policies of the Union. *The gendered impact*
4 *of the Covid-19 crisis and post-crisis period*. LU: : Publications Office 2020.
5 <https://data.europa.eu/doi/10.2861/393602> (accessed 15 Mar 2021).
6
7 32 Cook R, Grimshaw D. A gendered lens on COVID-19 employment and social policies in Europe.
8 *Eur Soc* 2021;**23**:S215–27. doi:10.1080/14616696.2020.1822538
9
10 33 Petterson SM, Albers AB. Effects of Poverty and Maternal Depression on Early Child
11 Development. *Child Dev* 2001;**72**:1794–813. doi:10.1111/1467-8624.00379
12
13 34 Pearson RM, Evans J, Kounali D, *et al*. Maternal Depression During Pregnancy and the Postnatal
14 Period: Risks and Possible Mechanisms for Offspring Depression at Age 18 Years. *JAMA*
15 *Psychiatry* 2013;**70**:1312. doi:10.1001/jamapsychiatry.2013.2163
16
17 35 Dawson G, Ashman SB, Panagiotides H, *et al*. Preschool Outcomes of Children of Depressed
18 Mothers: Role of Maternal Behavior, Contextual Risk, and Children’s Brain Activity. *Child Dev*
19 2003;**74**:1158–75. doi:10.1111/1467-8624.00599
20
21 36 Goodman SH, Rouse MH, Connell AM, *et al*. Maternal Depression and Child Psychopathology: A
22 Meta-Analytic Review. *Clin Child Fam Psychol Rev* 2011;**14**:1–27. doi:10.1007/s10567-010-
23 0080-1
24
25 37 Buss C, Davis EP, Hobel CJ, *et al*. Maternal pregnancy-specific anxiety is associated with child
26 executive function at 6–9 years age. *Stress* 2011;**14**:665–76. doi:10.3109/10253890.2011.623250
27
28 38 Thomas JC, Letourneau N, Campbell TS, *et al*. Developmental origins of infant emotion regulation:
29 Mediation by temperamental negativity and moderation by maternal sensitivity. *Dev Psychol*
30 2017;**53**:611–28. doi:10.1037/dev0000279
31
32 39 Letcher P, Greenwood CJ, Romaniuk H, *et al*. Adolescent and young adult mental health problems
33 and infant offspring behavior: Findings from a prospective intergenerational cohort study. *J Affect*
34 *Disord* 2020;**272**:521–8. doi:10.1016/j.jad.2020.03.101
35
36 40 Weiss DS, Marmar C, Wilson JP, *et al*. Assessing psychological trauma and PTSD. *Impact Events*
37 *Scale—Revised* 1997;**19**:399–411.
38
39 41 Spielberger CD. State-Trait anxiety inventory. *Corsini Encycl Psychol* 2010;:1–1.
40
41 42 Noone PA. The Holmes–Rahe Stress Inventory. *Occup Med* 2017;**67**:581–2.
42 doi:10.1093/occmed/kqx099
43
44 43 Brunton RJ, Dryer R, Saliba A, *et al*. The initial development of the Pregnancy-related Anxiety
45 Scale. *Women Birth* 2019;**32**:e118–30. doi:10.1016/j.wombi.2018.05.004
46
47 44 Condon JT. The assessment of antenatal emotional attachment: development of a questionnaire
48 instrument. *Br J Med Psychol* 1993;**66 (Pt 2)**:167–83. doi:10.1111/j.2044-8341.1993.tb01739.x
49
50 45 Peterson ER, Waldie KE, Mohal J, *et al*. Infant Behavior Questionnaire-Revised Very Short Form:
51 A New Factor Structure’s Associations With Parenting Perceptions and Child Language Outcomes.
52 *J Pers Assess* 2017;**99**:561–73. doi:10.1080/00223891.2017.1287709
53
54 46 Daniels DB, Dunn WW. Initial Development of the Infant/Toddler Sensory Profile. *J Early Interv*
55 2002;**25**:27–41. doi:10.1177/105381510202500104
56
57 47 Houser J. Ages And Stages. *Child Fam Serv Update* 2004;:3–3. doi:10.1037/e597192011-002
58
59
60

- 1
2
3
4 48 Hamilton a, Plunkett K, Schafer G. Infant vocabulary development assessed with a British
5 communicative development inventory. *J Child Lang* 2000;**27**:689–705.
6 doi:10.1017/S0305000900004414
- 7
8 49 Allison C, Baron-Cohen S, Wheelwright S, *et al.* The Q-CHAT (Quantitative CHecklist for Autism
9 in Toddlers): A normally distributed quantitative measure of autistic traits at 18-24 months of age:
10 Preliminary report. *J Autism Dev Disord* 2008;**38**:1414–25. doi:10.1007/s10803-007-0509-7
- 11
12 50 Burger-Caplan R, Saulnier CA, Sparrow SS. Vineland Adaptive Behavior Scales. In: Kreutzer JS,
13 DeLuca J, Caplan B, eds. *Encyclopedia of Clinical Neuropsychology*. Cham: : Springer
14 International Publishing 2018. 3597–601. doi:10.1007/978-3-319-57111-9_1602
- 15
16 51 Luyten P, Mayes LC, Nijssens L, *et al.* The parental reflective functioning questionnaire:
17 Development and preliminary validation. *PLOS ONE* 2017;**12**:e0176218.
18 doi:10.1371/journal.pone.0176218
- 19
20 52 Verhoeven M, Deković M, Bodden D, *et al.* Development and initial validation of the
21 comprehensive early childhood parenting questionnaire (CECPAQ) for parents of 1–4 year-olds.
22 *Eur J Dev Psychol* 2017;**14**:233–47. doi:10.1080/17405629.2016.1182017
- 23
24 53 Bjureberg J, Ljótsson B, Tull MT, *et al.* Development and Validation of a Brief Version of the
25 Difficulties in Emotion Regulation Scale: The DERS-16. *J Psychopathol Behav Assess*
26 2016;**38**:284–96. doi:10.1007/s10862-015-9514-x
- 27
28 54 Harris PA, Taylor R, Thielke R, *et al.* Research electronic data capture (REDCap)—A metadata-
29 driven methodology and workflow process for providing translational research informatics support.
30 *J Biomed Inform* 2009;**42**:377–81. doi:10.1016/j.jbi.2008.08.010
- 31
32 55 Gerrish K, Lathlean J, editors. *The research process in nursing*. Seventh edition. Chichester, West
33 Sussex, UK ; Malden, MA: : John Wiley & Sons Inc 2015.
- 34
35 56 Pope C, Ziebland S, Mays N. Qualitative research in health care. Analysing qualitative data. *BMJ*
36 2000;**320**:114–6. doi:10.1136/bmj.320.7227.114
- 37
38 57 Leeson W, Resnick A, Alexander D, *et al.* Natural Language Processing (NLP) in Qualitative
39 Public Health Research: A Proof of Concept Study. *Int J Qual Methods*
40 2019;**18**:160940691988702. doi:10.1177/1609406919887021
- 41
42 58 European Commission. Directorate General for Research and Innovation. *Europe's future: open*
43 *innovation, open science, open to the world : reflections of the Research, Innovation and Science*
44 *Policy Experts (RISE) High Level Group*. LU: : Publications Office 2017.
45 <https://data.europa.eu/doi/10.2777/348700> (accessed 20 May 2021).
46
47
48
49
50
51
52
53
54
55
56
57
58
59
60

1
2
3
4
5
6
7
8
9
10
11
12
13
14
15
16
17
18
19
20
21
22
23
24
25
26
27
28
29
30
31
32
33
34
35
36
37
38
39
40
41
42
43
44
45
46
47
48
49
50
51
52
53
54
55
56
57
58
59
60

For peer review only





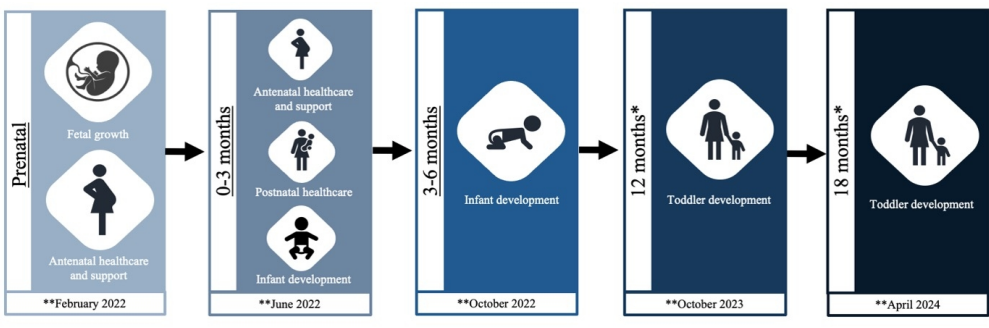
 H1	Access to social, medical and financial support amidst the COVID-19 pandemic will be associated with parental stress, anxiety and depression
 H2	COVID-19-related restrictions will moderate the depth and breadth of infant's social experiences in the first six months of life
 H3	Fetal growth and maternal mental health will influence infant social experiences and contribute additively or interactively to variability in later sensory, affective and cognitive development
 H4	Parental pandemic experience, including mental health, support, and adherence to lockdown, will influence infant social experiences and contribute to variability in later sensory, affective and cognitive development

Figure 1: Covid in the Context of Pregnancy, Infancy and Parenting (CoCoPIP) study four key hypotheses.

159x89mm (144 x 144 DPI)

1
2
3
4
5
6
7
8
9
10
11
12
13
14
15
16
17
18
19
20
21
22
23
24
25
26
27
28
29
30
31
32
33
34
35
36
37
38
39
40
41
42
43
44
45
46
47
48
49
50
51
52
53
54
55
56
57
58
59
60



A participant can join the study at any of the above 3 underlined timepoints
 *Participants are only followed up at these two timepoints if they have participated in at least two previous timepoints.

** Projected participant follow-up completion dates.

Figure 2: Flow diagram of Covid in the Context of Pregnancy, Infancy and Parenting (CoCoPIP) study follow up participation.

159x51mm (220 x 220 DPI)

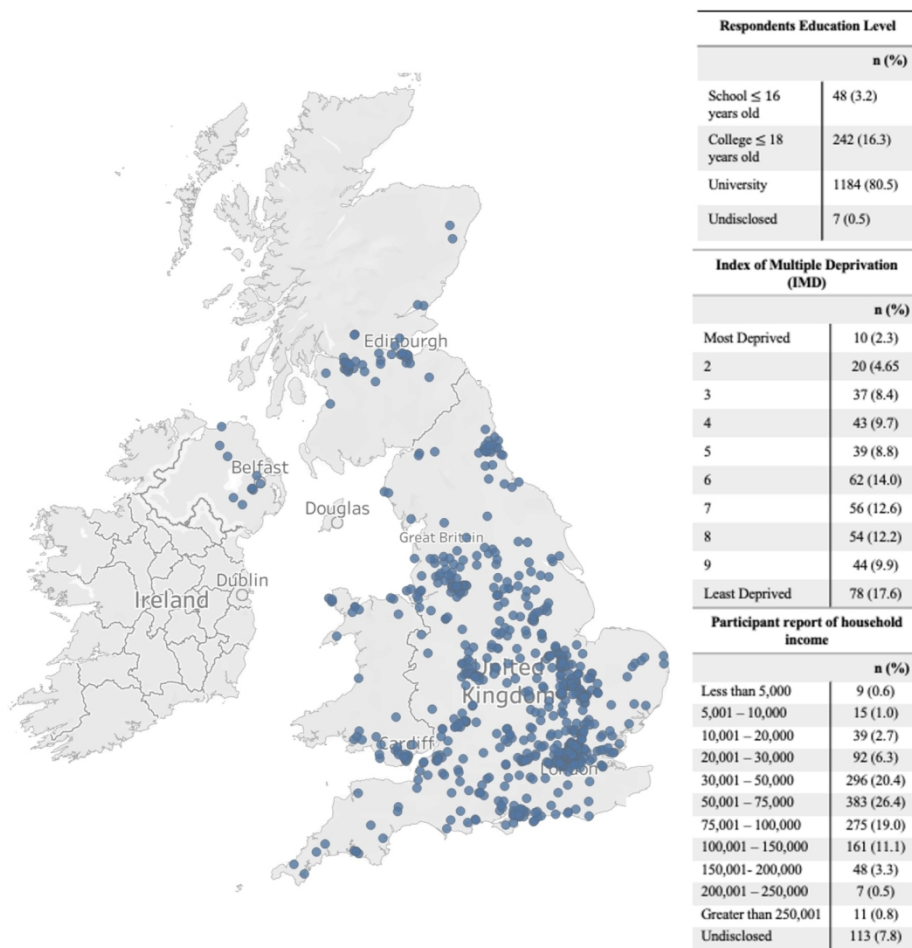


Figure 3: Bubble map depicting spread of participations location in the UK (if postcode was provided) with respondent’s education level, Index of Multiple Deprivation (IMD) and household income breakdown reported on the right.

149x144mm (300 x 300 DPI)

STROBE 2007 (v4) Statement—Checklist of items that should be included in reports of *cohort studies*

Section/Topic	Item #	Recommendation	Reported on page #
Title and abstract	1	(a) Indicate the study's design with a commonly used term in the title or the abstract	1-2
		(b) Provide in the abstract an informative and balanced summary of what was done and what was found	2
Introduction			
Background/rationale	2	Explain the scientific background and rationale for the investigation being reported	4-7
Objectives	3	State specific objectives, including any prespecified hypotheses	7-8
Methods			
Study design	4	Present key elements of study design early in the paper	7-8
Setting	5	Describe the setting, locations, and relevant dates, including periods of recruitment, exposure, follow-up, and data collection	8-10
Participants	6	(a) Give the eligibility criteria, and the sources and methods of selection of participants. Describe methods of follow-up	8-10
		(b) For matched studies, give matching criteria and number of exposed and unexposed	n/a
Variables	7	Clearly define all outcomes, exposures, predictors, potential confounders, and effect modifiers. Give diagnostic criteria, if applicable	11-16
Data sources/ measurement	8*	For each variable of interest, give sources of data and details of methods of assessment (measurement). Describe comparability of assessment methods if there is more than one group	16
Bias	9	Describe any efforts to address potential sources of bias	8
Study size	10	Explain how the study size was arrived at	9
Quantitative variables	11	Explain how quantitative variables were handled in the analyses. If applicable, describe which groupings were chosen and why	15-16
Statistical methods	12	(a) Describe all statistical methods, including those used to control for confounding	15-16
		(b) Describe any methods used to examine subgroups and interactions	n/a
		(c) Explain how missing data were addressed	n/a
		(d) If applicable, explain how loss to follow-up was addressed	n/a
		(e) Describe any sensitivity analyses	n/a
Results			

Participants	13*	(a) Report numbers of individuals at each stage of study—eg numbers potentially eligible, examined for eligibility, confirmed eligible, included in the study, completing follow-up, and analysed	16
		(b) Give reasons for non-participation at each stage	n/a
		(c) Consider use of a flow diagram	10
Descriptive data	14*	(a) Give characteristics of study participants (eg demographic, clinical, social) and information on exposures and potential confounders	16
		(b) Indicate number of participants with missing data for each variable of interest	n/a
		(c) Summarise follow-up time (eg, average and total amount)	10
Outcome data	15*	Report numbers of outcome events or summary measures over time	11
Main results	16	(a) Give unadjusted estimates and, if applicable, confounder-adjusted estimates and their precision (eg, 95% confidence interval). Make clear which confounders were adjusted for and why they were included	n/a
		(b) Report category boundaries when continuous variables were categorized	n/a
		(c) If relevant, consider translating estimates of relative risk into absolute risk for a meaningful time period	n/a
Other analyses	17	Report other analyses done—eg analyses of subgroups and interactions, and sensitivity analyses	n/a
Discussion			
Key results	18	Summarise key results with reference to study objectives	n/a
Limitations			
Interpretation	20	Give a cautious overall interpretation of results considering objectives, limitations, multiplicity of analyses, results from similar studies, and other relevant evidence	n/a
Generalisability	21	Discuss the generalisability (external validity) of the study results	n/a
Other information			
Funding	22	Give the source of funding and the role of the funders for the present study and, if applicable, for the original study on which the present article is based	23

*Give information separately for cases and controls in case-control studies and, if applicable, for exposed and unexposed groups in cohort and cross-sectional studies.

Note: An Explanation and Elaboration article discusses each checklist item and gives methodological background and published examples of transparent reporting. The STROBE checklist is best used in conjunction with this article (freely available on the Web sites of PLoS Medicine at <http://www.plosmedicine.org/>, Annals of Internal Medicine at <http://www.annals.org/>, and Epidemiology at <http://www.epidem.com/>). Information on the STROBE Initiative is available at www.strobe-statement.org.

BMJ Open

The COVID in the Context of Pregnancy, Infancy and Parenting (CoCoPIP) Study: protocol for a longitudinal study of parental mental health, social interactions, physical growth, and cognitive development of infants during the pandemic.

Journal:	<i>BMJ Open</i>
Manuscript ID	bmjopen-2021-053800.R1
Article Type:	Protocol
Date Submitted by the Author:	19-Jan-2022
Complete List of Authors:	Aydin, Ezra; University of Cambridge, Department of Psychology Weiss, Staci; University of Cambridge, Department of Psychology Glasgow, Kevin; University of Cambridge, Department of Education Barlow, Jane; University of Oxford, Department of Social Policy Austin, Topun; Rosie Hospital; NIHR Cambridge Biomedical Research Centre Johnson, Mark H.; University of Cambridge, Department of Psychology Lloyd-Fox, Sarah; University of Cambridge, Department of Psychology
Primary Subject Heading:	Public health
Secondary Subject Heading:	Health policy, Qualitative research
Keywords:	COVID-19, QUALITATIVE RESEARCH, Fetal medicine < OBSTETRICS

SCHOLARONE™
Manuscripts

1
2
3 The COVID in the Context of Pregnancy, Infancy and Parenting (CoCoPIP)
4
5 Study: protocol for a longitudinal study of parental mental health, social
6
7 interactions, physical growth, and cognitive development of infants during the
8
9 pandemic.
10
11

12 Ezra Aydin, PhD^{1,2*}, Staci M. Weiss, PhD^{1*}, Kevin A. Glasgow, MPhil³, Jane Barlow, PhD⁴, Topun
13 Austin, MD^{5,6}, Mark H. Johnson, PhD^{1,7} and Sarah Lloyd-Fox, PhD¹
14
15

16
17 ¹Department of Psychology, University of Cambridge, UK.

18 ²Department of Psychiatry, Columbia University, USA.

19 ³Department of Education, University of Cambridge, UK.

20 ⁴Centre for Evidence-Based Intervention, Department of Social Policy and Intervention, University of
21 Oxford, UK.

22 ⁵The Rosie Hospital, Cambridge University Hospitals NHS Foundation Trust, Cambridge, UK.

23 ⁶NIHR Cambridge Biomedical Research Centre, Cambridge, UK.

24 ⁷Centre for Brain & Cognitive Development, Birkbeck, University of London
25
26
27
28
29
30
31
32

33 *Joint first author.
34
35

36 Correspondence to: Ezra Aydin, Department of Psychology, University of Cambridge, Downing Street,
37 Cambridge, CB2 3EB, UK. Email: ea420@cam.ac.uk Telephone: +44 (0) 1223 465 222
38
39

40 Submission to: BMJ Open

41 Word limit: 4000

42 Current word count: 4596
43
44
45
46
47

48 Table count: 1

49 Figure count: 3
50
51
52
53
54
55
56
57
58
59
60

ABSTRACT

Introduction While the secondary impact of the COVID pandemic on the psychological wellbeing of pregnant women and parents has become apparent over the past year, the impact of these changes on early social interactions, physical growth and cognitive development of their infants is unknown, as is the way in which a range of COVID-related changes have mediated this impact. This study (CoCoPIP) will investigate: (i) how parent's experiences of the social, medical, and financial changes during the pandemic have impacted pre and postnatal parental mental health and parent-infant social interaction; and (ii) the extent to which these COVID-related changes in parental pre and postnatal mental health and social interaction are associated with fetal and infant development.

Methods and analysis The CoCoPIP study is a national online survey initiated in July 2020. This ongoing study (n = 1700 families currently enrolled as of 6th May 2021) involves both quantitative and qualitative data being collected across pregnancy and infancy. It is designed to identify the longitudinal impact of the pandemic from pregnancy to two years of age as assessed using a range of parent- and self-report measures, with the aim of identifying if stress-associated moderators (i.e., loss of income, COVID-19 illness, access to ante/postnatal support) appear to impact parental mental health, and in turn, infant development. In addition, we aim to document individual differences in social and cognitive development in toddlers who were born during restrictions intended to mitigate COVID-19 spread (e.g., social distancing, national lockdowns).

Ethics and dissemination Ethical approval was given by the University of Cambridge, Psychology Research Ethics Committee (PREC) (PRE.2020.077). Findings will be made available via community engagement, public forums (e.g., social media,) and to national (e.g., NHS England) and local (Cambridge Universities Hospitals NHS Foundation Trust) healthcare partners. Results will be submitted for publication in peer-reviewed journals.

1
2
3 ***Strengths and Limitations of this study***
4
5

- 6 - This is a new cohort of families being followed from prenatal to postnatal (up to 18 months)
7 during the COVID-19 pandemic.
8
9 - The study involves the collection of quantifiable parent-report data to identify the short- and
10 long-term influences of the pandemic on key aspects of infant development.
11
12 - The study also has a range of open-ended questions for qualitative analysis aimed at exploring
13 familial experiences in more detail.
14
15 - The data is being collected online and is therefore limited to self- and parent-report measures,
16 with no direct assessment of child development and parental mental health.
17
18 - Although the sample of families being recruited are diverse in their indices of multiple
19 deprivation (IMD) and geographic location, they may not be fully representative of the wider
20 population.
21
22
23
24
25
26
27
28
29
30
31
32
33
34
35
36
37
38
39
40
41
42
43
44
45
46
47
48
49
50
51
52
53
54
55
56
57
58
59
60

INTRODUCTION

The COVID-19 pandemic has resulted in an unprecedented challenge to existing medical, social, and economic institutions, raising the risk for exposure to adversity for families expecting or parenting babies akin to prior natural disasters, war, or other periods of hardship [1]. Infants born during periods of social disruption and disease are noted for more restricted intrauterine growth, smaller birth size, and higher lifetime incidence of chronic medical conditions such as Type-II diabetes, suggesting a role for fetal programming of endocrine dysfunction and metabolic regulation [2,3]. Consequently, parents who were expecting or delivered babies amidst pandemics may experience enduring impacts on their well-being, compounded by parenting children at elevated risk for stress-related changes in the early development and lifelong health of children [4,5]. Conceptual frameworks have been advanced regarding the lifelong effects of adversity in pregnancy and early childhood. As specified in the developmental origins of health hypothesis, parental stress interacts with environmental exposures (e.g., nutrition, pollution), to influence the maternal-fetal physiological feedback (as indicated by hormonal and inflammatory biomarkers) [6,7]. Parental behaviour and availability in the early postnatal period (e.g., parenting interaction and sensitivity) in turn shapes later biological, physical and neurodevelopmental outcomes [8]. In wake of the COVID-19 pandemic, toxic stress-informed frameworks for promotion of parental mental health during pregnancy have been expanded to include postnatal mental health and healthy parent-infant attachment amidst disrupted access to direct caregiving support [9]. Further, the ecobiodevelopmental framework illustrates how modifiable early environmental influences - such as unemployment, family poverty and access to healthcare - can impart an enduring effect on children's stress physiology and genetic expression [6,10,11]. An associated framework put forward by Nelson and Gabard-Durnam [12,13] suggests that we should view adversity as a violation of the expectable environment, with emphasis placed on the magnitude of this impact being greater during critical periods of brain development (such as the first 1000 days from conception to toddlerhood).

Emerging work is documenting the long-term implications of adversity related to the current pandemic including for example biological (i.e., COVID infection), acute environmental (i.e., temporary unemployment and psychosocial influences (i.e., impoverished, or atypical social environment) [14–16]. The social distancing restrictions and national lockdowns that were put in place to mitigate COVID-19 transmission have had a range of secondary consequences impacting the psychological wellbeing of pregnant women and new parents and the postnatal psychosocial environment that the infant is born into [17–19]. The shifts in socialization, stress and socio-economic position associated with COVID-19 public health guidance may have exacerbated the feelings of vulnerability, health vigilance and isolation associated with the adjustment to parenting. Heightened anxiety and depression were reported

1
2
3 during the national lockdown in the United Kingdom [20], with expectant and new mothers and fathers
4 experiencing unique physical and psychological stressors [21,22] as well as constrained access to
5 resources, especially with regard to family and caregiving support [23]. However, little is currently
6 known about the impact of these COVID-related changes on the development of the infant. The current
7 study aims to address this evidence gap by exploring the relationship regarding the family's reported
8 experiences of these changes in terms of their impact on their pre and postnatal mental health, and
9 interaction with their infant, and the potential subsequent impact of these changes on the infant's
10 physical, sensory, affective, and cognitive development.

17 **The secondary impact of COVID-19 on pregnant women**

18 The COVID-19 pandemic has been the biggest public health emergency for over a century, necessitating
19 extreme measures at a societal level to mitigate against death and prevent acute health services from
20 being overwhelmed. These changes have led to a number of secondary consequences (i.e., increased
21 caregiving demands for children and family members; isolation from family and community due to
22 social distancing; job loss; financial hardship and increased interpersonal stressors or relationship
23 violence), having a disproportionate and significant impact on women of childbearing age [23,24]. In
24 the UK, the impact of the pandemic on this group of women has also been exacerbated by National
25 Health Service (NHS) guidance that was produced in response to the national lockdown restrictions
26 [25], in which hospital-based midwifery services placed limitations on partners being present during
27 ultrasound visits and birth. In addition, most community-based services were discontinued, other than
28 antenatal contact and new baby visits, all of which were required to be provided virtually unless
29 otherwise indicated [26] with all other contacts being assessed and stratified according to vulnerability
30 or clinical need (e.g., maternal mental health).

31
32
33
34
35
36
37
38
39
40
41 These changes not only affected the capacity of practitioners to support women during the perinatal
42 period at a time of significantly heightened stress/distress [4] but also resulted in significant regional
43 variations in access to healthcare and advice for expectant mothers across the UK. The changes have
44 been associated with (i) a fourfold increase in stillbirths attributed to lack of preventive antenatal care,
45 (ii) birthing partners denied access to the hospital for the birth or asked to leave immediately following
46 the birth, and (iii) limited access to babies admitted to neonatal intensive care [27,28]. The NHS has also
47 reported a reluctance on the part of parents to attend postnatal GP checks, due to parental attitudes related
48 to COVID-19 infection (Institute of Health Visiting).

55 **The impact of COVID-19 on parental mental health during pregnancy**

56 Several online surveys conducted during the first national lockdown indicated that there was a
57 significant increase in antenatal anxiety both in terms of pandemic-related pregnancy stress associated
58
59
60

1
2
3 with feeling unprepared for birth due to the pandemic, and stress related to fears of perinatal COVID-
4 19 infection, with one large US survey (n = 4451) showing that around 30% of pregnant women
5 experienced both types of stress [29]. Another US survey (n = 2740) that examined wider sources of
6 stress showed that more than half of women reported increased stress in relation to concerns about food
7 running out (59.2%, n = 1622), losing a job or household income (63.7%, n = 1745), or loss of childcare
8 (56.3%, n = 1543). More than a third reported increased stress about conflict between household
9 members (37.5%, n = 1028); and 93% (n = 2556) reported increased stress about getting infected with
10 COVID-19 [30].
11
12
13
14
15
16

17 A number of online cross-sectional surveys also found significantly increased rates of anxiety and
18 depression, based on the use of self-report standardised measures (e.g., Edinburgh Postnatal Depression
19 Scale (EPDS); Hospital Anxiety and Depression Scale (HADS)). For example, a cross-sectional survey
20 of 1,987 pregnant women in Canada in April 2020, found substantially elevated anxiety and depression
21 symptoms, compared to similar pre-pandemic pregnancy cohorts; 37% reported clinically relevant
22 symptoms of depression, and 57% reported clinically relevant symptoms of anxiety [31]. A second
23 Canadian study found that a cohort of pregnant women, who were recruited during the COVID-19
24 pandemic, were twice as likely to present clinically significant levels of depressive and anxiety
25 symptoms compared with a cohort of pregnant women recruited prior to the pandemic [32]. Early
26 evidence in the UK similarly suggests that the impact on the mental health of pregnant women has been
27 significant with heightened anxiety and depression being reported during the national lockdown (levels
28 of mental distress rising from 18.9% (2018-19) to 27.3% in April 2020, one month into the national
29 lockdown) [33].
30
31
32
33
34
35
36
37
38
39

40 This is of concern because there is consistent evidence to suggest that anxiety and depression in
41 pregnancy can have a long-term impact on child development. For example, traumatic birth experiences
42 amidst the changing public health situation or COVID-19 infection in the household have been
43 associated with unusual parent-infant bonding [34]. Recent systematic reviews found that antenatal
44 anxiety is associated with a range of adverse perinatal outcomes, including for example, premature
45 delivery and low birthweight [35], in addition to a range of negative child outcomes that can persist into
46 late adolescence, including an increased risk of child behaviour problems [36].
47
48
49
50
51

52 **The impact of COVID-19 on parental mental health, parent-infant interaction, and infant early** 53 **environment** 54

55 There is growing evidence about how the pandemic and lockdown-related stressors impacted parental
56 mental health during the postnatal period. Studies of postnatal depression suggest a similar picture to
57 that prenatal, with around half of mothers caring for babies born during 2020 in the UK, reporting
58
59
60

1
2
3 feeling down, lonely and worried, with mental health symptoms exacerbated in mothers who travel to
4 work, had a baby born prematurely or were from a lower-income household [37,38]. One Australian
5 study that examined all online perinatal support forum posts related to COVID-19, from women
6 between January 27 to May 12, 2020, showed that the content was predominantly negative, with around
7 63% being very or moderately negative. Negative words that were frequently used in the 831 posts
8 included: "worried" (n=165, 19.9%), "risk" (n = 143, 17.2%), "anxiety" (n = 98, 11.8%), "concerns" (n
9 = 74, 8.8%), and "stress" (n = 69, 8.3%) [38]. Similarly, first-time fathers who became parents during
10 the onset of the pandemic in Italy reported greater stress than those with older children, and a study of
11 fathers in Israel found that those who reported greater pandemic and parenting stress were more likely
12 to report dysfunctional interactions with their infant and identify their baby's temperament as difficult
13 [22,39].

14
15
16
17
18
19
20
21
22
23
24
25
26
27
28
29
30
31
32
33
34
35
36
37
38
39
40
41
42
43
44
45
46
47
48
49
50
51
52
53
54
55
56
57
58
59
60
Anxiety and depression in the postnatal period have been shown to affect the development of the infant
because of the impact on the parent's interactions with their baby. For example, depressed mothers have
been shown to be less sensitively attuned to infants, and less affirming and more negating of their
experiences with their infant [40]. Babies of depressed mothers can exhibit deficits in their interpersonal
functioning, such as less affective sharing, lower rates of interactive behaviour, poorer concentration,
increased negative responses with strangers, and reduced secure attachment at 12 and 18 months [41,42].
Children of a mother who had postnatal depression are 42% more likely to experience depression by
age 16 [43]. The prenatal and postnatal mental health of caregiving partners (including fathers) also
appears to influence caregiver-infant interaction [44,45].

Although anecdotal reports of lockdown and work-from-home suggest more physical, social and
material support for primary caregivers (from co-parents, fathers, non-marital partners, grandparents),
and parents being more present and involved in caregiving for babies born during the pandemic
compared to older siblings, the evidence to support this is currently lacking. Furthermore, it seems
likely that any such benefits are socially determined: socioeconomically deprived families have unique
vulnerability to the isolation of parenting amidst the pandemic [46,47]. Lower income families reported
more frequent issues with breastfeeding, higher incidence of postnatal depression, and difficulty
accessing caregiving and social support that might ameliorate the demands of caring for newborns [48–
50].

In addition, limited exposure to infant peers or diverse social partners other than household members,
or exposure to members of the public wearing masks, might confer different strategies for infant looking
and communicative bids during social interactions. Whilst ongoing research is examining how the
pandemic and its cascading effect on early contextual factors are affecting children ages 8-36 months,

1
2
3 there is a gap within the research observing earlier instances of development during the period referred
4 to as the “baby blind-spot” (from pregnancy to 2 years old age) [18,47]. This study aims to bridge this
5 gap by integrating pandemic-specific changes in parental mental health and COVID-19 induced social
6 guidance as a unique context for infant development [51].
7
8
9

10
11 There also remains more questions than empirical answers at the present time regarding how ‘stay at
12 home’ orders, lack of access to social support from family members and pandemic-specific stressors
13 might have affected women at risk for domestic violence which was found to have increased
14 significantly during the pandemic [21,52], and women heavily impacted by unemployment due to their
15 overrepresentation in the retail, caregiving and hospitality workforce [52].
16
17
18
19

20
21 It is essential for longitudinal studies to address the impact of COVID-19 guidance and restrictions on
22 the long-term development of the child [53], particularly in the UK as an example of a nation with an
23 above-average COVID mortality rate, high-income disparity, and centralized healthcare system with a
24 fairly uniform government response across regions with varying rates of infection. As such, our sample
25 could serve as a test of the developmental programming hypothesis by assessing the extent to which a
26 range of key domains of child development have been influenced by changes in stress and infant social
27 exposure from pregnancy to early infancy, arising from the social restrictions in place at different points
28 during the pandemic. This study has two main goals: (i) to examine how parent’s experiences of the
29 social, medical, and financial changes during the pandemic have impacted pre and postnatal parental
30 mental health and parent-infant social interaction; and (ii) to investigate the extent to which these
31 COVID related changes in parental pre and postnatal mental health and social interaction are associated
32 with fetal and infant development.
33
34
35
36
37
38
39
40

41 **STUDY DESIGN**

42
43 The COVID in the Context of Pregnancy, Infancy and Parenting (CoCoPIP) study, is a national online
44 survey being carried out in the UK, which was widely advertised from July 2020, that continues to
45 actively recruit families for participation. The research comprises a mixed-methods study collecting data
46 inclusive of both; a) validated physical and psychological assessments, and b) open-ended questions to
47 allow the participant to elaborate on their experience in their own words. The large sample collected
48 enables us to use data-driven (lasso, Bayesian with infants born pre-pandemic as dictating priors) and
49 hypothesis-driven approaches to assess if COVID-19 provides a model for how individual factors
50 (maternal mental health, birth timing, caregiving) interact with institutional factors (government
51 lockdowns, social and financial support, etc.).
52
53
54
55
56
57
58
59
60

1
2
3 The CoCoPIP Study addresses four key hypotheses (H1-4) (see *Figure 1*). Our variable selection and
4 sequential building of hypotheses embed our key frameworks: i) examining parental mental health in
5 light of stress and social, financial and contextual factors (ecobiodevelopmental model); ii) how infant
6 sensory processing pertains to caregiving and social exposure of infants, relative to lockdown/COVID-
7 19 transmission during infant's birth, family COVID-19 vigilance and parenting anxiety (early
8 expectable environment); iii) the interaction of maternal mental health and fetal growth measures as
9 longitudinal predictors of infant cognitive outcomes (developmental origins of disease hypothesis); iv)
10 finally, encompassing the social, financial and contextual factors which impact parental mental health
11 to shape infant temperament and sensory processing, accounting for early infant caregiving and social
12 environment (developmental programming). Ultimately, our research programme can demonstrate
13 support (or lack thereof) for extending developmental programming-based frameworks beyond child
14 physical health (insulin resistance, stature, etc.) [54,55] and cognitive outcomes [56–58], to explain
15 variability in proximal domains such as infant affective, social and sensory capacities.
16
17
18
19
20
21
22
23
24

25 **[Insert figure 1]**
26
27
28

29 **Eligibility criteria and recruitment strategies**

30 Eligibility criteria for the study is expectant parents (at any stage of pregnancy) or parents of an infant
31 between the ages of 0-6 months. Either parent can take part, with questionnaires being adapted to the
32 parents' status as mother or father. The study is open to parents who had a baby within 6 months prior
33 to the first period of lockdown in the UK (23rd March 2020) as well as continuing to collect information
34 from parents during the current and future changes in COVID-related health and societal restrictions.
35
36
37
38

39 For optimal national representation across the UK, recruitment strategies include (i) targeting NHS
40 antenatal classes and National Childbirth Trust (NCT) groups identified nationally, with an emphasis on
41 areas of low socio-economic status (SES) using the government indices of multiple deprivation (IMD)
42 and rural areas without access to NCT groups, (ii) partnering with NHS/National Institute for Health
43 Research (NIHR) collaborative sites and charity and policy group partners (e.g., The Brazelton Centre
44 UK, Centre for Health and the Public Interest) to widen knowledge of the survey, (iii) posting online via
45 social media platforms (e.g., Twitter) and public sharing to facilitate snowball sampling and (iv)
46 targeting populations experiencing increased local lockdown measures as, and when, COVID-19 rates
47 and related policy change across the UK. Whilst recruitment efforts have been focused on the UK, the
48 survey is currently open to all expectant and new families worldwide. Participation in the survey is
49 incentivized using the offer of a chance to win a £100 digital gift card (on receipt participants are able
50 to select from either an Amazon[®] or one4all[®] gift card). A prize is drawn for every 100 participants who
51 complete the survey, giving a 1/100 chance of winning at each time point that they complete.
52
53
54
55
56
57
58
59
60

Patient and Public Involvement

The study was designed with input from the public, particularly pregnant and new parents who had an infant during the onset of the pandemic from March – May 2020. Input included aspects such as wording of questions and ease of completing questionnaires (both visually and in length). Results will be disseminated to study participants through various social media platforms that participants are given links to during initial recruitment and in subsequent follow-up correspondence.

Power Calculation

To ensure sufficient power for the study, statistical power calculations (G*Power adapted for regression) based on three outcomes, up to three predictors and four co-variables, estimated a minimum sample size for Hypothesis 1 of $n = 400$ (small effect, $f^2 = 0.02$). Statistical power calculations were based on a study of sociodemographic control variables, traumatic event impact scale and pregnancy-specific anxiety [37]. In the same manner, for Hypothesis 2, a minimum sample size of $n = 800$ (small effect, $n = 400$ infants x 2 postnatal timepoints) is required, based on ongoing analyses by our group on parent-infant social interaction data [38]. For Hypothesis 3 and 4, we will minimise data loss using post-hoc assignment of families to an accelerated longitudinal design - this requires a minimum sample size of $n = 500$ (small effect) using a study on acute disasters, parental mental health and infant development [39]. With timing and cross lag accounted for, and attrition rate of 30% - assuming current pattern of 80% of parents' consenting to be contacted again (as indicated by our pilot survey) – a minimum cohort sample of $n = 1500$ is required.

Study Measures

The online survey is logic-dependent and adaptive, only showing questions relevant to the parent's current situation (e.g., antenatal or with an infant of 2 months of age) in relation to the following six time points: the second and third trimester of pregnancy; infant aged 0-3 months, infant aged 3-6 months; and toddler aged 12- and 18-months. The following data is collected: (i) parental mental health and attitudes, (ii) healthcare access and support during pregnancy and birth, (iii), fetal physical development and infant social and cognitive development, (iv) direct impact of COVID-19 on daily lives and lastly (v) developmental outcomes in infants born during the pandemic. *Table 1* provides an overview of the measures used timepoints (for a detailed summary of the measures and questionnaires used within the survey see *suppl file 1 and suppl Table 1*).

Follow-ups and reminders

Participants are invited to take part in a follow-up survey at the end of the initial survey. Where they consent to this, they are contacted via email containing a link to the separate online survey. The follow-

up survey has been condensed to include follow-up questionnaires only (*see Table 1 and Figure 2 for participant follow-up flowchart*). The appropriate time for follow-up is calculated based on the ages (infant or fetal gestation) provided by the participant at initial recruitment (*see Figure 2 for project timeline*).

DATA ANALYSIS PLAN

The Statistical Analysis Plan was developed based upon the UK Dept of Health/Medical Research Council Clinical Trials Toolkit and NHS epidemiological study designs, with details outlined per the standards for random control trials and clinical trials [59,60].

Quality Control

Ongoing quality control is evaluated bi-weekly. All data is checked for accuracy and invalid data is removed. Study data is collected and managed using Research Electronic Data Capture (REDCap®) tools hosted at the University of Cambridge [61]. REDCap® is a secure, web-based software platform designed to support data capture for research studies, providing 1) an intuitive interface for validated data capture; 2) audit trails for tracking data manipulation and export procedures; 3) automated export procedures for seamless data downloads to common statistical packages; and 4) procedures for data integration and interoperability with external sources. Personal data (e.g., caregiver DOB, email address) is stored securely within a password encrypted electronic databased isolated from the research data. Access to the data is fully audited to ensure data security is governed by a management team and in compliance with ethical guidelines [62].

	Timepoint					
	Pregnancy		Infant		Toddler	
	1	2	3	4	5	6
Section A: Consent and participant background information						
Consent ^a	x	x	x	x		
Demographics ^b	x	x	x	x		
Income and employment status	x	x	x	x		
Section B: Pregnancy measures						
Fetal growth measures and pregnancy	x ^c	x ^d				
Health care support and access	x	x	x	x		
Antenatal Emotional Attachment Scale (AEAS)	x	x				
Pregnancy Related Anxiety Questionnaire Revised (PRAQ-R)	x	x				
Section C: Infant birth and development measures						
Birth information ^e			x	x		
Infant Behaviour Questionnaire (IBQ)				x	x	
Infant Toddler Sensory Profile (ITSP)			x	x	x	
Infant related anxiety			x	x		
Face-to-face interaction index			x	x		
Section D: Toddler Development measures						
Ages and Stages					x	
Oxford CDI					x	
Q-CHAT						x
Vineland parent and caregiver form						x
Section E: Parental mental health and support measures						
State Trait Anxiety Index – State (STAI-S)	x	x	x	x	x	x
Caregiving, social interaction and support questionnaire			x	x		
Stressful life events questionnaire					x	x
Section F: Parenting and family measures						
Parenting reflective functioning questionnaire (PRFQ)					x	
Comprehensive early childhood parenting questionnaire (CECPAQ)					x	
Section G: COVID Impact						
COVID situational influences	x	x	x	x		
COVID health report	x	x	x	x		
COVID concern and event impact scale	x	x	x	x		
Social distance impacts	x	x	x	x		
Vaccine	x	x	x	x		
Difficulties in Emotion Regulation Scale (DERS)					x	

^{a-b} Participants will only be asked to complete this section once, when they initially join the study. The study can be joined at any timepoint. Those eligible will be asked if they wish to participate longitudinally.

^c only physical questions in relation to 2-trimester scan.

^d only physical questions in relation to 3-trimester scan.

^e will only be asked to complete this section once

Table 1: A summary of assessments and questionnaires used separated by time point.

Analysis plan

Overall, we aim to identify which stress-associated moderators (i.e., loss of income, COVID-19 illness, local access to ante/postnatal support) impact significantly on parental mental health, and in turn, infant development. Further to the plans outlined for each aim below, tests of normality and sensitivity analyses (comparing observed values and imputed missing values) will be conducted. Non-linear tests of significance and interpolation approaches will be applied where appropriate.

To address Hypothesis 1 (*see Figure 1*), a combination of quantitative and qualitative analyses will be undertaken. Structural equation modelling (SEM) and hypothesis-driven regressions will explore how multiple aspects of pre- and post-natal family support (social, financial and health) are associated with latent outcomes of stress (parenting anxiety and pandemic-related stress) and latent outcomes of mental health symptoms. An inductive approach to data analysis will be undertaken [63] for the open-ended qualitative data, and we will use NVivo (QSR International Pty Ltd) to code the data. Following this, several approaches including thematic [63], sentiment and context content analysis will be undertaken using a natural language processing (NLP) approach [64] (machine learning) to identify forms of social, medical and financial support in relation to the valence of parental attitudes. Regression analyses will then be conducted to understand the directional relationship between resulting latent factors (qualitative responses and quantitative data) and parental mental health.

To address Hypothesis 2, Bayesian non-linear regressions will be used to explore how COVID-19 related restrictions during an infant's birth altered infant social exposure with caregivers and non-household social partners, and the impact of these in turn on infant processing of sounds, sights and social stimuli. The dependent variables will be derived from scores of the infant toddler sensory profile, a standard assessment of infant self-regulation and responsiveness to their environment. On the first level, the timing of an infant's birth will be coded based on whether a lockdown or no lockdown was imposed by the government, as well as coding for more specific shifts in the UK government public health policy and 'unlocking' guidance from July 14 2020 to July 19 2021. Additional COVID-19 factors may be entered, including suspected or positive cases in loved ones, parental COVID-19 concern, pandemic-related parenting anxiety and parent-reported adherence to lockdown. On the next level, infant's social exposure will draw from caregiver-reported of their frequency of face-to-face interactions with their baby, as well as their baby's exposure to social partners from outside the household, in-person, at a distance and online. On the third level, family sociodemographic factors, such as the number of family members in each household, family income, ethnicity and high-risk health conditions will be included.

1
2
3 To address Hypothesis 3, linear regressions will be used to explore the influence of maternal mental
4 health longitudinally on the developing offspring across pre- to post-natal life: from fetal (12-weeks/20
5 weeks gestational age) to 18 months of age. After testing for normality and transforming variables
6 accordingly, standardised z-scores will be created from the collected fetal growth measurements (i.e.,
7 head circumference, femur length and abdominal circumference), which will then be transformed into a
8 composite score accounting for gestational age and/or estimated fetal weight at time of scan to be used
9 for analysis. Z-scores will also be computed and used where appropriate within the analysis (e.g., infant-
10 toddler sensory profile).
11
12
13
14
15
16

17 To address Hypothesis 4, outputs from Hypothesis 1 and 2 (impact of COVID-19 on parental mental
18 health and infant social interactions) will be nominated using lasso regression coefficients in relation to
19 longitudinal social and cognitive child development domains (assessing language, motor sensory and
20 the early emergence of developmental conditions) of the infant/toddler across the 0-18 months of life
21 using SEM, applying full information maximum likelihood to account for missingness and to identify
22 developmental-hypothesis driven clusters of affected families by factors such as birth timing, individual
23 family stressors and pandemic restrictions during survey.
24
25
26
27
28
29

30 **CURRENT COHORT DESCRIPTION AND DEMOGRAPHICS**

31
32 Initiated in July 2020, this study is ongoing with n = 1700 families currently enrolled (6th May 2021).
33 Parents can consent to complete the questionnaire up to six times during pregnancy/parenting until their
34 infants are 18 months of age. For those participants who contribute more than one time point (between
35 antenatal and postnatal timepoints ≤ 6 months) an invitation is issued for a follow up to assess their
36 toddler's development when aged 12 and 18 months (see *Figure 2* for study flow chart).
37
38
39
40

41 To date 1700 of families have participated in at least one time-point of the study, with 641 families
42 joining at time points 1-2, 372 families at time-point 3, and 687 families at time-point 4 (see *Figure 2*
43 and *Table 1* for time-points). 61% of these families have consented to completing the subsequent follow-
44 up sections of the study. To date 97.4% of respondents, identify as mothers, 2.3% as fathers and 0.3%
45 as another parent or caregiver, with the majority of participating families disclosing their ethnicity as
46 white (89.2%). Those participating families who are from the UK have their household information (i.e.,
47 household income, location of participating families, index of multiple deprivation and respondent's
48 education level) described in *Figure 3*.
49
50
51
52
53
54

55
56 **[Insert figure 3]**
57
58
59
60

ETHICS AND DISSEMINATION

Ethics approval for the survey was given by the University of Cambridge, Psychology Research Ethics Committee (PREC) (PRE.2020.077). All respondents are required to be over the age of 18 years and give electronic informed consent. Caregivers agreeing to be followed-up longitudinally give consent at each timepoint and are made aware that their participation can be stopped at any time within the study. Permissions have been obtained from participants to ensure anonymised data can be made available on open-source platforms.

A proactive dissemination pathway has been established from the outset. We will engage with policy stakeholders (health practitioners/Department of Health) and social media platforms to create discussion around this topic. Dissemination of findings will be via public forums (i.e., social media, media, collaborators family dissemination pathways) and at the national (i.e., NHS England/NHS Improvement, Royal College of Paediatrics and Child Health, Centre for Health and the Public Interest) and local (Cambridge Universities Hospitals NHS Foundation Trust) level. Data will continue to be disseminated throughout the period of the study to promote discussion and raise the profile of the population identified as being one of the most vulnerable and neglected during the pandemic.

To date, qualitative responses from the first five months of data collection have been analysed to explore parents experiences of being pregnant in relation to healthcare access during the pandemic [19]. This was conducted using thematic and sentiment analysis. The initial findings suggest that a range of adverse effects have been experienced by expectant parents in the UK relating to changes in antenatal support and healthcare appointments in response to governmental guidance with regard to social distancing. These findings point to an urgent need to better address the unique health care needs of each pregnant woman going forward.

Data Sharing Plan

Questionnaires and study goals were made available upon request using the Open Science Foundation platform in July 2020 and made public at <https://osf.io/m7zuw/> in August 2020. Study protocol, follow-up questionnaires and statistical analysis code will be uploaded and shared to facilitate data sharing and collaboration, in accordance with Research, Innovation and Science Policy Experts (RISE) EU principles [65]. Qualitative data generated and analysed during the study will not be made publicly available due to ethical and privacy restrictions, however researchers can submit a research proposal to the Data Sharing Management Committee to request access and collaboration.

1
2
3
4
5
6
7
8 **Acknowledgements:** We are extremely grateful to all those families who gave their time to participate
9 and to Esther Adememo, Maddie Walton and Zahra Khan who worked on the CoCoPIP study during
10 their undergraduate and master's studies at the University of Cambridge.
11
12

13
14 **Author statement: Ezra Aydin:** Conceptualization, Methodology, Writing - Original Draft. **Staci M.**
15 **Weiss:** Conceptualization, Methodology, Writing - Original Draft. **Kevin A. Glasgow:** Methodology,
16 Visualisation, Writing - Review & Editing **Topun Austin:** Methodology, Supervision, Writing - Review
17 & Editing. **Mark H. Johnson:** Supervision, Funding acquisition, Writing - Review & Editing. **Jane**
18 **Barlow:** Supervision, Writing - Review & Editing. **Sarah Lloyd-Fox:** Conceptualization,
19 Methodology, Supervision, Funding acquisition, Writing - Review & Editing.
20
21
22
23

24
25 **Funding source:** This research was funded by a Medical Research Council Programme Grant
26 MR/T003057/1 to MJ, and an UKRI Future Leaders fellowship (MRC grant MR/S018425/1) to SLF.
27 The views expressed are those of the authors and not necessarily those of the MRC or the UKRI.
28 The NIHR Cambridge Biomedical Research Centre (BRC) is a partnership between Cambridge
29 University Hospitals NHS Foundation Trust and the University of Cambridge, funded by the National
30 Institute for Health Research (NIHR), T.A. is supported by the NIHR Cambridge Biomedical Research
31 Centre (BRC). TA is also supported by the NIHR Brain Injury MedTech Co-operative. The views
32 expressed are those of the author(s) and not necessarily those of the NIHR or the Department of Health
33 and Social Care.
34
35
36
37
38
39

40 **Disclosure Statement:** The authors have no potential conflicts of interest to disclose.
41
42
43
44
45
46
47
48
49
50
51
52
53
54
55
56
57
58
59
60

Figure Legends

Figure 1: Covid in the Context of Pregnancy, Infancy and Parenting (CoCoPIP) study four key hypotheses.

A participant can join the study at any of the above 3 underlined timepoints

*Participants are only followed up at these two timepoints if they have participated in at least two previous timepoints.

** Projected participant follow-up completion dates.

Figure 2: Flow diagram of COVID in the Context of Pregnancy, Infancy and Parenting (CoCoPIP) study follow up participation.

Figure 3: Bubble map depicting spread of participations location in the UK (if postcode was provided) with respondent's education level, Index of Multiple Deprivation (IMD) and household income breakdown reported on the right.

REFERENCES

- 1 Stein AD, Ravelli AC, Lumey LH. Famine, third-trimester pregnancy weight gain, and intrauterine growth: the Dutch Famine Birth Cohort Study. *Hum Biol* 1995;**67**:135–50.
- 2 Mink J, Boutron-Ruault M-C, Charles M-A, *et al.* Associations between early-life food deprivation during World War II and risk of hypertension and type 2 diabetes at adulthood. *Sci Rep* 2020;**10**:5741. doi:10.1038/s41598-020-62576-w
- 3 Laplante DP, Brunet A, Schmitz N, *et al.* Project Ice Storm: Prenatal Maternal Stress Affects Cognitive and Linguistic Functioning in 5½-Year-Old Children. *J Am Acad Child Adolesc Psychiatry* 2008;**47**:1063–72. doi:10.1097/CHI.0b013e31817eec80
- 4 Guo J, De Carli P, Lodder P, *et al.* Maternal mental health during the COVID-19 lockdown in China, Italy, and the Netherlands: a cross-validation study. *Psychol Med* 2021;:1–11. doi:10.1017/S0033291720005504
- 5 Tucci V, Moukaddam N, Meadows J, *et al.* The forgotten plague: Psychiatric manifestations of ebola, zika, and emerging infectious diseases. *J Glob Infect Dis* 2017;**9**:151. doi:10.4103/jgid.jgid_66_17
- 6 King S, Dancause K, Turcotte-Tremblay A-M, *et al.* Using Natural Disasters to Study the Effects of Prenatal Maternal Stress on Child Health and Development: Natural Disasters and Prenatal Maternal Stress. *Birth Defects Res Part C Embryo Today Rev* 2012;**96**:273–88. doi:10.1002/bdrc.21026
- 7 Gluckman PD, Hanson MA, Buklijas T. A conceptual framework for the developmental origins of health and disease. *J Dev Orig Health Dis* 2010;**1**:6–18. doi:10.1017/S2040174409990171
- 8 Wadhwa P, Buss C, Entringer S, *et al.* Developmental Origins of Health and Disease: Brief History of the Approach and Current Focus on Epigenetic Mechanisms. *Semin Reprod Med* 2009;**27**:358–68. doi:10.1055/s-0029-1237424
- 9 Iqbal A, Burrin C, Aydin E, *et al.* Generation COVID-19 – Should the foetus be worried? *Acta Paediatr* 2020;:apa.15693. doi:10.1111/apa.15693
- 10 Nelson III CA, Gabard-Durnam LJ. Early adversity and critical periods: neurodevelopmental consequences of violating the expectable environment. *Trends Neurosci* 2020;**43**:133–43.
- 11 Humphreys KL, Salo VC. Expectable environments in early life. *Curr Opin Behav Sci* 2020;**36**:115–9. doi:10.1016/j.cobeha.2020.09.004
- 12 Shonkoff JP, Garner AS, THE COMMITTEE ON PSYCHOSOCIAL ASPECTS OF CHILD AND FAMILY HEALTH, COMMITTEE ON EARLY CHILDHOOD, ADOPTION, AND DEPENDENT CARE, AND SECTION ON DEVELOPMENTAL AND BEHAVIORAL PEDIATRICS, *et al.* The Lifelong Effects of Early Childhood Adversity and Toxic Stress. *Pediatrics* 2012;**129**:e232–46. doi:10.1542/peds.2011-2663

- 13 Folger AT, Nidey N, Ding L, *et al.* Association between maternal adverse childhood experiences and neonatal SCG5 DNA methylation—effect modification by prenatal home visiting. *Am J Epidemiol* 2021;:kwab270. doi:10.1093/aje/kwab270
- 14 Davies C, Hendry A, Gibson SP, *et al.* Early childhood education and care (ECEC) during COVID -19 boosts growth in language and executive function. *Infant Child Dev* 2021;**30**. doi:10.1002/icd.2241
- 15 Guo P, Ballesteros AB, Yeung SP, *et al.* COVCOG 1: Factors predicting Cognitive Symptoms in Long COVID. A First Publication from the COVID and Cognition Study. *Epidemiology* 2021. doi:10.1101/2021.10.26.21265525
- 16 Lawson M, Piel MH, Simon M. Child Maltreatment during the COVID-19 Pandemic: Consequences of Parental Job Loss on Psychological and Physical Abuse Towards Children. *Child Abuse Negl* 2020;**110**:104709. doi:10.1016/j.chiabu.2020.104709
- 17 Ye J. Pediatric Mental and Behavioral Health in the Period of Quarantine and Social Distancing With COVID-19. *JMIR Pediatr Parent* 2020;**3**:e19867. doi:10.2196/19867
- 18 Martin-Key NA, Spadaro B, Schei TS, *et al.* Proof-of-Concept Support for the Development and Implementation of a Digital Assessment for Perinatal Mental Health: Mixed Methods Study. *J Med Internet Res* 2021;**23**:e27132. doi:10.2196/27132
- 19 Aydin E, Glasgow KA, Weiss SM, *et al.* Expectant parents' perceptions of healthcare and support during COVID-19 in the UK: a thematic analysis. *J Reprod Infant Psychol* 2022;:1–13. doi:10.1080/02646838.2022.2075542
- 20 Davenport MH, Meyer S, Meah VL, *et al.* Moms are not ok: COVID-19 and maternal mental health. *Front Glob Womens Health* 2020;**1**:1.
- 21 Barlow J, Bach-Mortensen A, Homonchuk O, *et al.* The impact of the COVID-19 pandemic on services from pregnancy through age 5 years for families who are high risk of poor outcomes or who have complex social needs. 2020.
- 22 Ben-Yaakov O, Ben-Ari OT. COVID-19-Related anxieties and parenting stress among first-time mothers and fathers in their first year of parenthood. *Psychol Health* 2021;:1–15. doi:10.1080/08870446.2021.1942875
- 23 Di Giorgio E, Di Riso D, Mioni G, *et al.* The interplay between mothers' and children behavioral and psychological factors during COVID-19: an Italian study. *Eur Child Adolesc Psychiatry* 2021;**30**:1401–12. doi:10.1007/s00787-020-01631-3
- 24 Shah SMA, Mohammad D, Qureshi MFH, *et al.* Prevalence, Psychological Responses and Associated Correlates of Depression, Anxiety and Stress in a Global Population, During the Coronavirus Disease (COVID-19) Pandemic. *Community Ment Health J* 2021;**57**:101–10. doi:10.1007/s10597-020-00728-y
- 25 Davis N. NHS trusts begin suspending home births due to coronavirus. 2020.
- 26 NHS. Supporting Pregnant women using maternity service during the coronavirus pandemic: Actions for NHS providers. 2020.

- 1
2
3 27 Sherwood H. Midwife shortage doubles as NHS staff diverted to tend Covid-19 patients.
4 2020.
5
6
7 28 Khalil A, Von Dadelszen P, Draycott T, *et al.* Change in the incidence of stillbirth and
8 preterm delivery during the COVID-19 pandemic. *Jama* 2020;**324**:705–6.
9
10 29 Preis H, Mahaffey B, Heiselman C, *et al.* Vulnerability and resilience to pandemic-related
11 stress among U.S. women pregnant at the start of the COVID-19 pandemic. *Soc Sci Med*
12 2020;**266**:113348. doi:10.1016/j.socscimed.2020.113348
13
14 30 Moyer CA, Compton SD, Kaselitz E, *et al.* Pregnancy-related anxiety during COVID-19:
15 a nationwide survey of 2740 pregnant women. *Arch Womens Ment Health* 2020;**23**:757–
16 65. doi:10.1007/s00737-020-01073-5
17
18 31 Lebel C, MacKinnon A, Bagshawe M, *et al.* Elevated depression and anxiety symptoms
19 among pregnant individuals during the COVID-19 pandemic. *J Affect Disord* 2020;**277**:5–
20 13. doi:10.1016/j.jad.2020.07.126
21
22
23 32 Berthelot N, Lemieux R, Garon-Bissonnette J, *et al.* Uptrend in distress and psychiatric
24 symptomatology in pregnant women during the coronavirus disease 2019 pandemic. *Acta*
25 *Obstet Gynecol Scand* 2020;**99**:848–55. doi:10.1111/aogs.13925
26
27 33 Pierce M, Hope H, Ford T, *et al.* Mental health before and during the COVID-19 pandemic:
28 a longitudinal probability sample survey of the UK population. *Lancet Psychiatry*
29 2020;**7**:883–92. doi:10.1016/S2215-0366(20)30308-4
30
31
32 34 Grigoriadis S, Graves L, Peer M, *et al.* Maternal Anxiety During Pregnancy and the
33 Association With Adverse Perinatal Outcomes: Systematic Review and Meta-Analysis. *J*
34 *Clin Psychiatry* 2018;**79**. doi:10.4088/JCP.17r12011
35
36 35 Stein A, Pearson RM, Goodman SH, *et al.* Effects of perinatal mental disorders on the fetus
37 and child. *The Lancet* 2014;**384**:1800–19. doi:10.1016/S0140-6736(14)61277-0
38
39 36 Dib S, Rougeaux E, Vázquez-Vázquez A, *et al.* Maternal mental health and coping during
40 the COVID-19 lockdown in the UK: Data from the COVID-19 New Mum Study. *Int J*
41 *Gynecol Obstet* 2020;**151**:407–14. doi:10.1002/ijgo.13397
42
43
44 37 Ahmad M, Vismara L. The Psychological Impact of COVID-19 Pandemic on Women's
45 Mental Health during Pregnancy: A Rapid Evidence Review. *Int J Environ Res Public*
46 *Health* 2021;**18**:7112. doi:10.3390/ijerph18137112
47
48 38 Chivers BR, Garad RM, Boyle JA, *et al.* Perinatal Distress During COVID-19: Thematic
49 Analysis of an Online Parenting Forum. *J Med Internet Res* 2020;**22**:e22002.
50 doi:10.2196/22002
51
52
53 39 Mangiavacchi L, Piccoli L, Pieroni L. Fathers matter: Intrahousehold responsibilities and
54 children's wellbeing during the COVID-19 lockdown in Italy. *Econ Hum Biol*
55 2021;**42**:101016. doi:10.1016/j.ehb.2021.101016
56
57 40 Murray L, Fiori-Cowley A, Hooper R, *et al.* The Impact of Postnatal Depression and
58 Associated Adversity on Early Mother-Infant Interactions and Later Infant Outcome. *Child*
59 *Dev* 1996;**67**:2512. doi:10.2307/1131637
60

- 1
2
3
4 41 Murray L. The Impact of Postnatal Depression on Infant Development. *J Child Psychol Psychiatry* 1992;**33**:543–61. doi:10.1111/j.1469-7610.1992.tb00890.x
5
6
7 42 Stein A, Gath DH, Bucher J, *et al.* The Relationship between Post-natal Depression and Mother–Child Interaction. *Br J Psychiatry* 1991;**158**:46–52. doi:10.1192/bjp.158.1.46
8
9
10 43 Murray L, Arteche A, Fearon P, *et al.* Maternal Postnatal Depression and the Development of Depression in Offspring Up to 16 Years of Age. *J Am Acad Child Adolesc Psychiatry* 2011;**50**:460–70. doi:10.1016/j.jaac.2011.02.001
11
12
13
14 44 Amodia-Bidakowska A, Laverty C, Ramchandani PG. Father-child play: A systematic review of its frequency, characteristics and potential impact on children’s development. *Dev Rev* 2020;**57**:100924. doi:10.1016/j.dr.2020.100924
15
16
17
18 45 Foley S, Hughes C. Great expectations? Do mothers’ and fathers’ prenatal thoughts and feelings about the infant predict parent-infant interaction quality? A meta-analytic review. *Dev Rev* 2018;**48**:40–54. doi:10.1016/j.dr.2018.03.007
19
20
21
22
23 46 Mayopoulos GA, Ein-Dor T, Dishy GA, *et al.* COVID-19 is associated with traumatic childbirth and subsequent mother-infant bonding problems. *J Affect Disord* 2021;**282**:122–5. doi:10.1016/j.jad.2020.12.101
24
25
26
27
28 47 Brown A, Shenker N. Experiences of breastfeeding during COVID-19: Lessons for future practical and emotional support. *Matern Child Nutr* 2021;**17**. doi:10.1111/mcn.13088
29
30
31 48 Barlow J, Underdown A. Child maltreatment during infancy: atypical parent–infant relationships. *Paediatr Child Health* 2018;**28**:114–9. doi:10.1016/j.paed.2017.11.001
32
33
34 49 Petterson SM, Albers AB. Effects of Poverty and Maternal Depression on Early Child Development. *Child Dev* 2001;**72**:1794–813. doi:10.1111/1467-8624.00379
35
36
37 50 Pearson RM, Evans J, Kounali D, *et al.* Maternal Depression During Pregnancy and the Postnatal Period: Risks and Possible Mechanisms for Offspring Depression at Age 18 Years. *JAMA Psychiatry* 2013;**70**:1312. doi:10.1001/jamapsychiatry.2013.2163
38
39
40
41 51 European Parliament. Directorate General for Internal Policies of the Union. *The gendered impact of the Covid-19 crisis and post-crisis period*. LU: : Publications Office 2020. <https://data.europa.eu/doi/10.2861/393602> (accessed 15 Mar 2021).
42
43
44
45
46 52 Cook R, Grimshaw D. A gendered lens on COVID-19 employment and social policies in Europe. *Eur Soc* 2021;**23**:S215–27. doi:10.1080/14616696.2020.1822538
47
48
49 53 Fiske A, Scerif G, Holmboe K. Maternal depressive symptoms and early childhood temperament before and during the COVID-19 pandemic in the United Kingdom. *PsyArXiv* 2021. doi:10.31234/osf.io/quket
50
51
52
53 54 Buss C, Davis EP, Muftuler LT, *et al.* High pregnancy anxiety during mid-gestation is associated with decreased gray matter density in 6-9-year-old children. *Psychoneuroendocrinology* 2010;**35**:141–53. doi:10.1016/j.psyneuen.2009.07.010
54
55
56
57 55 Scheinost D, Sinha R, Cross SN, *et al.* Does prenatal stress alter the developing connectome? *Pediatr Res* 2017;**81**:214–26. doi:10.1038/pr.2016.197
58
59
60

- 1
2
3 56 Buss C, Davis EP, Hobel CJ, *et al.* Maternal pregnancy-specific anxiety is associated with
4 child executive function at 6–9 years age. *Stress* 2011;**14**:665–76.
5 doi:10.3109/10253890.2011.623250
6
7
8 57 Thomas JC, Letourneau N, Campbell TS, *et al.* Developmental origins of infant emotion
9 regulation: Mediation by temperamental negativity and moderation by maternal sensitivity.
10 *Dev Psychol* 2017;**53**:611–28. doi:10.1037/dev0000279
11
12 58 Letcher P, Greenwood CJ, Romaniuk H, *et al.* Adolescent and young adult mental health
13 problems and infant offspring behavior: Findings from a prospective intergenerational
14 cohort study. *J Affect Disord* 2020;**272**:521–8. doi:10.1016/j.jad.2020.03.101
15
16 59 Gamble C, Krishan A, Stocken D, *et al.* Guidelines for the Content of Statistical Analysis
17 Plans in Clinical Trials. *JAMA* 2017;**318**:2337. doi:10.1001/jama.2017.18556
18
19 60 Hemming K, Kearney A, Gamble C, *et al.* Prospective reporting of statistical analysis plans
20 for randomised controlled trials. *Trials* 2020;**21**:898, s13063-020-04828-8.
21 doi:10.1186/s13063-020-04828-8
22
23 61 Harris PA, Taylor R, Thielke R, *et al.* Research electronic data capture (REDCap)—A
24 metadata-driven methodology and workflow process for providing translational research
25 informatics support. *J Biomed Inform* 2009;**42**:377–81. doi:10.1016/j.jbi.2008.08.010
26
27 62 Staniszewska S, Brett J, Simera I, *et al.* GRIPP2 reporting checklists: tools to improve
28 reporting of patient and public involvement in research. *BMJ* 2017;**375**:j3453.
29 doi:10.1136/bmj.j3453
30
31 63 Pope C, Ziebland S, Mays N. Qualitative research in health care. Analysing qualitative
32 data. *BMJ* 2000;**320**:114–6. doi:10.1136/bmj.320.7227.114
33
34 64 Leeson W, Resnick A, Alexander D, *et al.* Natural Language Processing (NLP) in
35 Qualitative Public Health Research: A Proof of Concept Study. *Int J Qual Methods*
36 2019;**18**:160940691988702. doi:10.1177/1609406919887021
37
38 65 European Commission. Directorate General for Research and Innovation. *Europe's future:
39 open innovation, open science, open to the world : reflections of the Research, Innovation
40 and Science Policy Experts (RISE) High Level Group*. LU: : Publications Office 2017.
41 <https://data.europa.eu/doi/10.2777/348700> (accessed 20 May 2021).
42
43
44
45
46
47
48
49
50
51
52
53
54
55
56
57
58
59
60





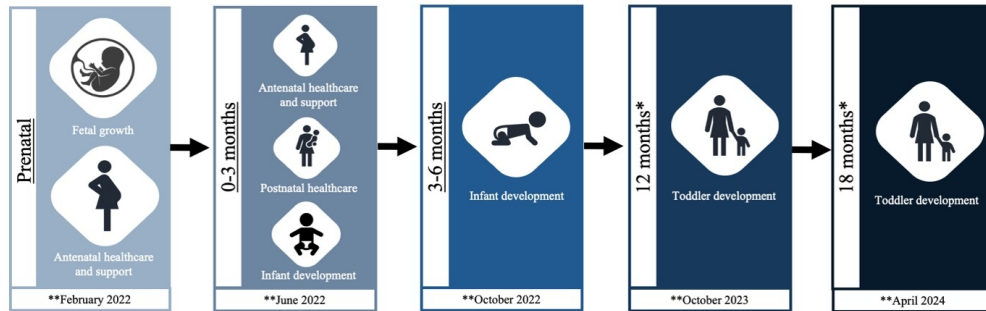
 H1	Access to social, medical and financial support amidst the COVID-19 pandemic will be associated with parental stress, anxiety and depression
 H2	COVID-19-related restrictions will moderate the depth and breadth of infant's social experiences in the first six months of life
 H3	Fetal growth and maternal mental health will influence infant social experiences and contribute additively or interactively to variability in later sensory, affective and cognitive development
 H4	Parental pandemic experience, including mental health, support, and adherence to lockdown, will influence infant social experiences and contribute to variability in later sensory, affective and cognitive development

Figure 1: Covid in the Context of Pregnancy, Infancy and Parenting (CoCoPIP) study four key hypotheses.

159x89mm (144 x 144 DPI)



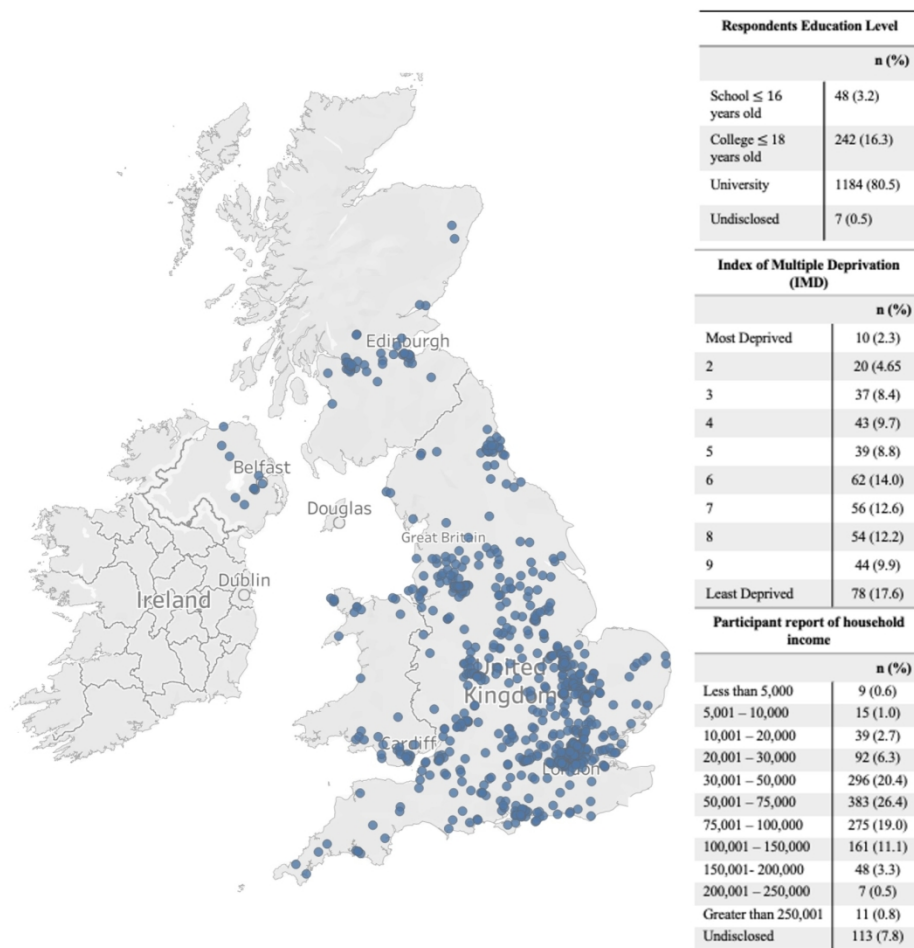
A participant can join the study at any of the above 3 underlined timepoints

*Participants are only followed up at these two timepoints if they have participated in at least two previous timepoints.

** Projected participant follow-up completion dates.

Figure 2: Flow diagram of Covid in the Context of Pregnancy, Infancy and Parenting (CoCoPIP) study follow up participation.

159x51mm (220 x 220 DPI)



38 Figure 3: Bubble map depicting spread of participations location in the UK (if postcode was provided) with
39 respondent's education level, Index of Multiple Deprivation (IMD) and household income breakdown
40 reported on the right.

41 149x144mm (330 x 330 DPI)

CoCoPIP supplementary information

COVID-19 items	2
<i>Situational influences</i>	2
<i>Health report</i>	6
<i>COVID Impact</i>	13
<i>COVID Concern</i>	13
<i>Social Distance Impacts</i>	14
<i>Vaccines</i>	18
Parental Information	20
<i>Caregiving support</i>	20
<i>Pregnancy related anxiety questionnaire – COVID adapted.</i>	21
<i>Parent infant attachment</i>	22
Pregnancy information	23
<i>Healthcare support and access</i>	23
Parenting, family and home environment	27
<i>Face-to-face interaction index</i>	27
<i>Household space and environment</i>	31
<i>Family demographics and socioeconomic status</i>	33

1
2
3 **COVID-19 items**
4 **Situational influences**
5

6 We understand that guidance around COVID-19 has been changing, information is/was not
7 always available and variability in health, work and family matters influence individual
8 responses. We will ask you to share with us how local COVID-19 guidance impacted your
9 lifestyle and behaviour.
10
11
12
13

14
15 Think back over the last few months: when you first changed your behaviour due to COVID-
16 19 (start), during the time when there were the most rules and restrictions in your area related
17 to containing COVID-19 (peak), and the gradual relaxing of those rules (reopening).
18
19
20

21
22 First, help us understand the timing of when COVID-19 **affected your life**. No need to look
23 it up or be precise, just use your memory to tell us about **what date you pinpoint the**
24 **following events (dd/mm/yyyy):**
25

- 26 a. Start of COVID-19
27
28 b. Peak of COVID-19
29
30 c. First day of Reopening
31
32
33
34

35
36 Currently according to the UK government guidance, what local restriction tier has your area
37 been placed in?
38

- 39 a. Tier 1
40
41 b. Tier 2
42
43 c. Tier 3
44
45 d. Tier 4
46
47 e. Tier 5
48
49 f. I do not live in the UK
50
51 g. Not applicable
52
53
54
55
56
57
58
59
60

Suppl file 1: Full Questionnaire

1
2
3
4
5
6
7
8
9
10
11
12
13
14
15
16
17
18
19
20
21
22
23
24
25
26
27
28
29
30
31
32
33
34
35
36
37
38
39
40
41
42
43
44
45
46
47
48
49
50
51
52
53
54
55
56
57
58
59
60

How do the following statements reflect your response and behaviour with respect to changing local COVID-19 guidance?

+Essential goods: food, hygiene, cleaning supplies and medicine

*Social distance: interact with others **further** than public health advice [1-2 m or 6 feet]

Social contact: interact with others **closer than public health advice

Not true at all (1)	True at the Start of COVID-19 (2)	True at the peak of COVID-19 (3)	True during reopening (4)	True during the last month (5)
------------------------	---	--	---------------------------------	--------------------------------------

- a. Stayed home or on my property most of the time
- b. Stayed home except for obtaining essentials goods+
- c. Stayed home except for exercising and essential goods
- d. Go on outings alone or with household members, but not seeking social contact with others
- e. Social distance* contact with family or friends outside my immediate household
- f. Social contact** with limited families or friends outside household
- g. Not able to adhere to social distancing in public
- h. Social contact** was necessary for my work

1
2
3 Think about when you first heard about COVID-19. What did your local government call the
4 laws or ordinances guiding the changes in conduct, business closure and distance during social
5 interactions?
6
7

- 8
9 a. Lockdown
10
11 b. Stay-at-home
12
13 c. Other
14
15

16
17 When did you modify your routine to adhere to lockdown
18

- 19 a. I have largely kept my routine the same as before
20
21 b. At least a week before the government formally issued it
22
23 c. A few days before the government issued it
24
25 d. The day the government issued it
26
27 e. A few days after the government issued it
28
29 f. At least a week after the government issued it
30
31
32

33 Many regions have lifted or relaxed some of these restrictions. When did you modify your
34 routine to return to normal?
35
36

- 37 d. At least a week before the government eased restrictions
38
39 e. A few days before the government eased restrictions
40
41 f. The day the government eased restrictions
42
43 g. A few days after the government eased restrictions
44
45 h. At least a week after the government eased restrictions
46
47 i. I have largely kept my routine the same as before
48
49 j. Not applicable
50
51
52
53
54
55
56
57
58
59
60

Suppl file 1: Full Questionnaire

How hard was the initial adjustment to a new routine for you, your partner and family during lockdown?

No adjustment (1)	Not hard, Easy or minor (2)	Hard yet Manageable (3)	Quite Hard, Challenging (4)	Unbearable, Devastating (5)
----------------------	-----------------------------------	-------------------------------	-----------------------------------	-----------------------------------

Working remotely

Being responsible for homeschooling

Interfacing with online education or technology for myself, work or my child

Adjusting to lack of or limited childcare

Enforcing new routines and schedules for the family

Missing interactions with loved ones, colleagues and friends in person

How would you describe your current living situation regarding COVID-19?

- a. Staying home at all times
- b. Staying home except for getting food / medication
- c. Staying home except for exercising and getting food / medication
- d. Going out of the house for work or for other reasons, but avoiding social contact with others
- e. Enjoying social contact with others while adhering to social distancing
- f. Not engaging in social distancing

Health report

Have you been diagnosed with COVID-19? Select the statement best reflects your experience.

- a. No symptoms or reason to suspect I had / have it
- b. Asymptomatic, but positive antibody or COVID-19 test
- c. May have been exposed from contact with someone who had it, but no symptoms developed
- d. Mild, cold-like symptoms or loss of smell, did not much impact daily function
- e. Mild to moderate, flu-like symptoms, impaired daily function
- f. Moderate, requiring bedrest, impacted daily function
- g. Severe, requiring hospital treatment, but not life threatening
- h. Life-threatening/critical with no prospect of long-term impact/disability
- i. Life-threatening/critical with potential long-term impact/disability

Have you been diagnosed with COVID-19? Select the statement best reflects your experience.

- j. No symptoms or reason to suspect I had / have it
- k. Asymptomatic, but positive antibody or COVID-19 test
- l. May have been exposed from contact with someone who had it, but no symptoms developed
- m. Mild, cold-like symptoms or loss of smell, did not much impact daily function
- n. Mild to moderate, flu-like symptoms, impaired daily function
- o. Moderate, requiring bedrest, impacted daily function
- p. Severe, requiring hospital treatment, but not life threatening
- q. Life-threatening/critical with no prospect of long-term impact/disability
- r. Life-threatening/critical with potential long-term impact/disability

Suppl file 1: Full Questionnaire

1
2
3 Do you think someone in your household has had, possibly had or currently has COVID-19
4 (with or without having test results)?
5

- 6
7 a. Partner
8
9 b. Child
10
11 c. Other household member
12
13 d. No members of my household
14
15

16
17 How severe were/are their symptoms/disease? Please select only one.
18

- 19 a. No symptoms
20
21 b. Mild, cold-like symptoms, did not much impact daily function
22
23 c. Mild to moderate, flu-like symptoms, impaired daily function
24
25 d. Moderate, requiring bedrest, impacted daily function
26
27 e. Severe, requiring hospital treatment, but not life threatening
28
29 f. Life-threatening/critical with no prospect of long-term impact/disability
30
31 g. Life-threatening/critical with potential long-term impact/disability
32
33 h. They lost their life
34
35
36
37
38
39
40
41
42
43
44
45
46
47
48
49
50
51
52
53
54
55
56
57
58
59
60

Select the statement that best reflects the experience of your lockdown with COVID-19 symptoms.

- a. No symptoms, but positive antibody or COVID-19 test
- b. May have been exposed from contact with someone who had it, but no symptoms developed
- c. Mild, cold-like symptoms or loss of smell, did not much impact daily function
- d. Mild to moderate, flu-like symptoms, impaired daily function
- e. Moderate, requiring bedrest, impacted daily function
- f. Severe, requiring hospital treatment, but not life threatening
- g. Life-threatening/critical with no prospect of long-term impact/disability
- h. Life-threatening/critical with potential long-term impact/disability
- i. They lost their life

Select the statement that best reflects the experience of your lockdown

- a. No symptoms, but positive antibody or COVID-19 test
- b. May have been exposed from contact with someone who had it, but no symptoms developed
- c. Mild, cold-like symptoms or loss of smell, did not much impact daily function
- d. Mild to moderate, flu-like symptoms, impaired daily function
- e. Moderate, requiring bedrest, impacted daily function
- f. Severe, requiring hospital treatment, but not life threatening
- g. Life-threatening/critical with no prospect of long-term impact/disability
- h. Life-threatening/critical with potential long-term impact/disability
- i. They lost their life

Suppl file 1: Full Questionnaire

1
2
3 Do you think any one else significant to you *outside your household* has had or currently has
4 COVID-19 or related symptoms (with or without having test results)? Please specify who and
5 their relation to you:
6
7

- 8
9 a. No one I am close with
10
11 b. Parent
12
13 c. Child
14
15 d. Close relative (specify)
16
17 e. Close friend or community member (specify)
18
19 f. Other loved one (specify)
20
21
22
23

24 How were they diagnosed or affected by COVID-19? Select the statement that best reflects
25 their experience.
26

- 27
28 a. No symptoms, but positive antibody or COVID-19 test
29
30 b. May have been exposed from contact with someone who had it, but no symptoms
31 developed
32
33 c. Mild, cold-like symptoms or loss of smell, did not much impact daily function
34
35 d. Mild to moderate, flu-like symptoms, impaired daily function
36
37 e. Moderate, requiring bedrest, impacted daily function
38
39 f. Severe, requiring hospital treatment, but not life threatening
40
41 g. Life-threatening/critical with no prospect of long-term impact/disability
42
43 h. Life-threatening/critical with potential long-term impact/disability
44
45 i. They lost their life
46
47 j. Other relevant information (key worker, in nursing home, health care provider, etc.)
48
49
50
51
52
53
54
55
56
57
58
59
60

1
2
3 How has this affected you emotionally? Please rate how hard you found it / are finding it to
4 cope with them having COVID-19:
5

- 6
7 a. Unbearable, not coping well
8
9 b. Very hard, challenging and distressed
10
11 c. Hard, but maintaining perspective
12
13 d. Not hard, but not an easy adjustment
14
15 e. Not hard at all
16

17
18
19 How well supported do you feel by your spouse/partner during the COVID-19 lockdown?
20

- 21 a. Extremely
22
23 b. Very much
24
25 c. Somewhat
26
27 d. Not very
28
29 e. I do not feel supported at all
30
31

32
33
34 How well supported do you feel by your friends and family during the COVID-19 lockdown?
35

- 36 a. Extremely
37
38 b. Very much
39
40 c. Somewhat
41
42 d. Not very
43
44 e. I do not feel supported at all
45
46
47
48
49
50
51
52
53
54
55
56
57
58
59
60

Suppl file 1: Full Questionnaire

1
2
3 How difficult have you found it to be separated from these loved ones because of COVID-19?
4

- 5 a. Unbearable
6
7 b. Very difficult
8
9 c. Moderately difficult
10
11 d. Slightly difficult
12
13 e. Not affecting you at all
14
15
16

17
18 The next series of questions will be related to whether you have had to self-isolate and your
19 experience during your period of self-isolation. Have you self-isolated in response to potential
20 COVID-19 exposure?
21

- 22
23 a. Yes
24
25 b. No
26
27

28
29 Did you self-isolate with a partner or other family members?
30

- 31 a. Yes (please specify)
32
33 b. No
34
35

36
37 How many days did you self-isolate for?
38 (numeric response)
39
40

41
42 Were you able to self-isolate in your own home?
43

- 44 a. Yes
45
46 b. No (please specify)
47
48
49
50
51
52
53
54
55
56
57
58
59
60

1
2
3 How supported did you feel during self-isolation? (please let us know why)
4

- 5 a. not supported at all
6
7 b. a little supported
8
9 c. somewhat supported
10
11
12 d. very supported
13
14

15 How did you manage caregiving during self-isolation? (e.g., caring for your family)
16

17 (open ended)
18
19

20 Do you use the NHS track and trace app?
21

- 22 a. Yes
23
24 b. No
25
26
27
28
29

30 Approximately how many times have you used this app to 'check-in' to a venue?
31

32 Number of times use
33

34 0 10 20 30 40 50 60 70 80 90 100
35
36
37

38
39 In the last week ()
40



41
42 In the last month ()
43
44
45
46
47
48
49
50
51
52
53
54
55
56
57
58
59
60



Suppl file 1: Full Questionnaire

COVID Impact

Relative to others, rate how hard you find it to cope with the impact of COVID-19 on the following aspects of your life:

Not hard at all, coping well (1)	Not hard, but not an easy adjustment (2)	Hard, but maintaining perspective (3)	Very hard, challenging & distressed (4)	Unbearable, not coping well (5)
--	---	--	--	---------------------------------------

Physical health

Psychological well-being

Social life (or lack thereof)

Financial uncertainty

Disruption to routine

Adjustments to household

Changes in employment

COVID Concern

When answering the next set of questions, please answer them in relation to your feelings since your government implementd a 'stay-at-home' or lockdown request because of COVID-19.

Not at all (1)	A little (2)	Somewhat (3)	Quite a bit (4)	Very much (5)	All the time (6)
-------------------	-----------------	-----------------	--------------------	------------------	---------------------

I think about the effect of COVID-19 on my own physical health.

I worry about spreading COVID-19 to others.

I am concerned about the effects of lockdown on society.

Lockdown affects/affected my mental health.

I am afraid of COVID-19.

I am not worried about COVID-19.

I am worried that I or people I love will get sick from COVID-19.

I am stressed around other people because I worry I'll catch COVID-19.

I have tried hard to avoid other people because I don't want to get sick

I have tried hard to avoid other people because I don't want to make others sick.

Social Distance Impacts

How much do each of the following statements reflect your attitude or experience during COVID-19?

Not at all (1)	A little (2)	Somewhat (3)	Quite a bit (4)	Very true (5)
-------------------	-----------------	-----------------	--------------------	------------------

I spend more time alone

There is a sense of solidarity in my community

I am even busier than before.

I have volunteered to get groceries for neighbors or acquaintances

I feel grateful for my health

I have more time than usual

There is more fighting among the members of my household

I have picked up a new hobby

I am learning a new skill

I appreciate moments of reprieve from the chaos in my home and outside it.

Technology brings us together during these turbulent

I spend my leisure time more intentionally times.

I am exercising or appreciating outdoor time more often.

I feel proud of my community's response

I am hopeful that we can learn something out of this.

I am disappointed by the changes in observing special occasions and holidays

I am concerned for the health of an elderly or vulnerable family or friend due to COVID-19. I

am concerned for the well-being of a family or friend due to social distancing.

I am now more conscious about my personal space boundaries when outside my home.

I am just as cautious and vigilant in maintaining distance from others in public as I was at the start of the outbreak

Suppl file 1: Full Questionnaire

1
2
3 Do you think someone in your household has had, possibly had or currently has COVID-19
4 (with or without having test results)?
5

- 6
7 e. Partner
8
9 f. Child
10
11 g. Other household member
12
13 h. No members of my household
14
15

16
17 How severe were/are their symptoms/disease? Please select only one.
18

- 19 i. No symptoms
20
21 j. Mild, cold-like symptoms, did not much impact daily function
22
23 k. Mild to moderate, flu-like symptoms, impaired daily function
24
25 l. Moderate, requiring bedrest, impacted daily function
26
27 m. Severe, requiring hospital treatment, but not life threatening
28
29 n. Life-threatening/critical with no prospect of long-term impact/disability
30
31 o. Life-threatening/critical with potential long-term impact/disability
32
33 p. They lost their life
34
35
36
37
38
39
40
41
42
43
44
45
46
47
48
49
50
51
52
53
54
55
56
57
58
59
60

Select the statement that best reflects the experience of your lockdown with COVID-19 symptoms.

- j. No symptoms, but positive antibody or COVID-19 test
- k. May have been exposed from contact with someone who had it, but no symptoms developed
- l. Mild, cold-like symptoms or loss of smell, did not much impact daily function
- m. Mild to moderate, flu-like symptoms, impaired daily function
- n. Moderate, requiring bedrest, impacted daily function
- o. Severe, requiring hospital treatment, but not life threatening
- p. Life-threatening/critical with no prospect of long-term impact/disability
- q. Life-threatening/critical with potential long-term impact/disability
- r. They lost their life

Select the statement that best reflects the experience of your lockdown

- j. No symptoms, but positive antibody or COVID-19 test
- k. May have been exposed from contact with someone who had it, but no symptoms developed
- l. Mild, cold-like symptoms or loss of smell, did not much impact daily function
- m. Mild to moderate, flu-like symptoms, impaired daily function
- n. Moderate, requiring bedrest, impacted daily function
- o. Severe, requiring hospital treatment, but not life threatening
- p. Life-threatening/critical with no prospect of long-term impact/disability
- q. Life-threatening/critical with potential long-term impact/disability
- r. They lost their life

Do you think any one else significant to you *outside your household* has had or currently has COVID-19 or related symptoms (with or without having test results)? Please specify who and their relation to you:

Suppl file 1: Full Questionnaire

- 1
- 2
- 3 g. No one I am close with
- 4
- 5 h. Parent
- 6
- 7 i. Child
- 8
- 9 j. Close relative (specify)
- 10
- 11
- 12 k. Close friend or community member (specify)
- 13
- 14 l. Other loved one (specify)
- 15
- 16
- 17

18 How were they diagnosed or affected by COVID-19? Select the statement that best reflects
19 their experience.

- 20
- 21
- 22 k. No symptoms, but positive antibody or COVID-19 test
- 23
- 24 l. May have been exposed from contact with someone who had it, but no symptoms
- 25 developed
- 26
- 27 m. Mild, cold-like symptoms or loss of smell, did not much impact daily function
- 28
- 29 n. Mild to moderate, flu-like symptoms, impaired daily function
- 30
- 31 o. Moderate, requiring bedrest, impacted daily function
- 32
- 33 p. Severe, requiring hospital treatment, but not life threatening
- 34
- 35 q. Life-threatening/critical with no prospect of long-term impact/disability
- 36
- 37 r. Life-threatening/critical with potential long-term impact/disability
- 38
- 39 s. They lost their life
- 40
- 41
- 42 t. Other relevant information (key worker, in nursing home, health care provider, etc.)
- 43
- 44
- 45
- 46
- 47
- 48
- 49
- 50
- 51
- 52
- 53
- 54
- 55
- 56
- 57
- 58
- 59
- 60

1
2
3 How has this affected you emotionally? Please rate how hard you found it / are finding it to
4 cope with them having COVID-19:
5

- 6
7 f. Unbearable, not coping well
8
9 g. Very hard, challenging and distressed
10
11 h. Hard, but maintaining perspective
12
13 i. Not hard, but not an easy adjustment
14
15 j. Not hard at all
16
17
18
19

20 Vaccines

21 Are you currently eligible for the COVID-19 vaccine?
22

- 23 a. Yes
24
25 b. No
26
27 c. Unsure
28
29 d. Prefer not to answer
30
31 e. Not applicable
32
33
34
35

36 Have you and/or your partner been vaccinated?
37

- 38 a. Yes
39
40 b. No
41
42 c. Not applicable
43
44
45
46
47

48 Have any of your family members or loved ones been vaccinated?
49

- 50 a. Yes (please specify who)
51
52 b. No
53
54 c. Unsure
55
56
57
58
59
60

Suppl file 1: Full Questionnaire

1
2
3 Do you think that getting vaccinated has changed the way you socialise?
4

- 5 a. Yes
6
7 b. No
8
9 c. Prefer not to answer
10
11
12

13 Could you tell us how and/or why getting vaccinated has changed the way you socialise?
14
15 (open ended)
16
17
18
19
20
21
22
23
24
25
26
27
28
29
30
31
32
33
34
35
36
37
38
39
40
41
42
43
44
45
46
47
48
49
50
51
52
53
54
55
56
57
58
59
60

1
2
3 **Parental Information**

4
5 **Caregiving support**

6
7 Please tell us who has served as caregivers to your baby since their birth. Please select all that
8 apply.
9

Every day (1)	A few times a week (2)	Several times a month (3)	Once a month (4)	Never or less than once a month (5)
------------------	------------------------------	---------------------------------	---------------------	--

- 10
11
12
13
14
15
16
17
18 a. My partner/spouse
19 b. My parents or in-laws
20 c. My grandparents or grandparents-in-law
21 d. Other relatives (siblings, aunts/uncles, cousins etc.)
22 e. Close friends
23 f. Nanny/Babysitter
24 g. Other (please specify)
25
26
27
28
29

30
31 During an average night, how many hours does your baby sleep? (scale 0-8 hours)

- 32
33 a. Before COVID-19
34 b. Since COVID-19
35
36
37

38 If your baby sleeps more than 8 hours, please specify below:

39 (open ended)
40
41
42

43 On an average day during the week, how many hours would you say you spend with your
44 baby between 7am and 7pm? (scale 0-12 hours)

- 45
46 a. Before COVID-19
47 b. Since COVID-19
48
49
50
51

52 In an average month, how many people other than caregivers and household members have
53 interacted with your baby? (scale 0-30)

- 54
55 a. Before COVID-19 (number of people)
56 b. Since COVID-19 (number of people)
57
58
59
60

Suppl file 1: Full Questionnaire

When you and your baby are together, how often do you:

A lot (1)	Often (2)	Sometimes (3)	Rarely (4)	Never (5)
--------------	--------------	------------------	---------------	--------------

- a. Hold your baby
- b. Sing to your baby
- c. Soothe your baby
- d. Talk to your baby
- e. Read to your baby
- f. Imitate your baby
- g. Bathe your baby
- h. Stroke your baby
- i. Cuddle your baby
- j. Kiss your baby
- k. Play with your baby (with toys)
- l. Play face to face with your baby (without toys)
- m. Play with your baby (with screens, e.g. iPad)
- n. Play with your baby (using household objects)
- o. Watch your baby play
- p. Watch your baby sleep
- a. Take your baby outside
- b. Take your baby for a walk in a pram/stroller

Pregnancy related anxiety questionnaire – COVID adapted.

We are going to ask how much you think or worry about **your pregnancy or the experience of your pregnant partner during birth**. Please slide the bar that most closely matches your feelings about each statement.

Not at all (1)	A little (2)	Somewhat (3)	Quite a bit (4)	Very much (5)
-------------------	-----------------	-----------------	--------------------	------------------

- a. I worry about the pain of contractions
- b. I worry about the pain of delivery
- c. I worry about not being in control of my body while I give birth, or how my partner will respond while giving birth (shouting, crying, bowel movement, etc.)
- d. I think about coming in contact with COVID-19

- 1
2
3 e. I think about the pain from getting COVID-19
4
5 f. I think about difficulty accessing health care if there is a virus spreading
6
7 g. I think that something will be wrong with my baby physically
8
9 h. I think that something will be wrong with my baby mentally
10
11 i. I think I will transmit stress about COVID-19 to my baby
12
13 j. I think due to COVID-19 my baby may be held back
14
15 k. I think due to COVID-19 my baby may not be normal
16
17 l. I think due to COVID-19 my baby may not get proper medical attention
18
19 m. I think due to COVID-19 my birth will have complications
20
21 n. I think that after birth my child will be in poor health
22
23 o. I think about creating a virus-free home for my child
24
25 p. I think about creating a safe, healthy home for my child
26
27 q. Thinking about COVID-19 makes me feel threatened
28
29 r. I think my baby will not be healthy due to COVID-19
30
31 s. I think I can transmit COVID-19 to my baby
32
33 t. COVID-19 has made me rethink my family planning

Home schooling

‘Could you describe your experience of home schooling during your pregnancy or as a new parent?’

(open ended)

Parent infant attachment

Could you tell us a little about what you imagine your baby will be like and how the two of you will get along?

(open ended)

Could you tell us a little about what your baby and how the two of you get along?

(open ended)

Suppl file 1: Full Questionnaire

1
2
3 **Pregnancy information**4
5 **Healthcare support and access**

6 Have you attended some or all midwife, doctor or OB-GYN pregnancy appointments in
7 person?
8

- 9
10
11 a. Yes
12
13 b. No
14
15

16 Do you feel comfortable attending your pregnancy appointments?
17

- 18 a. Yes
19
20 b. A little
21
22 c. Unsure
23
24 d. Not at all
25

26
27 Could you please tell us why you chose the answer you did for the last question?
28 (open ended)
29

30
31
32 Have you been offered online, phone or video call midwife appointments?
33

- 34 a. Yes
35
36 b. No
37
38
39

40 Do you feel that talking to your midwife online has allowed you to ask the questions you've
41 wanted to and made you feel at ease?
42

- 43 a. Yes
44
45 b. A little
46
47 c. Unsure
48
49 d. Not at all
50

51
52 Could you tell us why you chose the answer you did for the last question?
53 (open ended)
54
55
56
57
58
59
60

1
2
3 How well supported do you feel by your midwife, doctor (OB-GYN) and other prenatal
4 healthcare professionals during this time?
5

- 6
7 a. Extremely
8
9 b. Very much
10
11 c. somewhat
12
13 d. not very
14
15 e. I do not feel supported at all
16
17

18
19 Could you tell us about the support from your healthcare providers during your pregnancy?
20 (open ended)
21
22

23
24 When attending your pregnancy appointments, have you worn a mask, gown or other form of
25 personal protective equipment (PPE)? Check all that apply.
26
27

- 28 a. No, I nor my healthcare providers used PPE
29
30 b. No I did not, though the healthcare staff did wear PPE
31
32 c. The healthcare staff provided me with PPE (please specify, gloves, gown, etc.)
33
34 d. I brought a face covering or mask with me to the appointment
35
36 e. I brought additional PPE with me to the appointment (please specify, gloves,
37 gown, etc.)
38
39
40
41

42
43 How comfortable did you feel interacting with your healthcare providers at these
44 appointments?
45 (open ended)
46
47
48
49
50
51
52
53
54
55
56
57
58
59
60

Suppl file 1: Full Questionnaire

1
2
3 Have you had any appointments cancelled or rescheduled?
4

- 5 a. No
6
7 b. Rescheduled by health provider
8
9 c. Cancelled by health provider
10
11 d. I did not attend due to safety or health concerns
12
13 e. I cancelled due to other reasons
14
15 f. I have not booked any appointments since COVID-19 due to safety or health
16 concerns
17
18
19
20

21
22 Are you attending antenatal classes? (Either online or in person)

- 23 a. Yes (in person)
24
25 b. Yes (online)
26
27 c. No
28
29
30
31
32

33 Are the classes you are taking offered by public, private and alternative healthcare providers?

34 Please tick and specify what kind of classes you took.

- 35
36
37 a. Private antenatal class (e.g. NCT classes, small business, offered by university or
38 employer, etc.)
39
40 b. Not private, provided by or subsidized by the public healthcare system (e.g. NHS,
41 Medicare)
42
43 c. Mental health services (counselling, family planning, genetic counselling, etc.)
44
45 d. Other, including alternative wellness services (yoga, doula, etc.)
46
47
48
49
50
51
52
53
54
55
56
57
58
59
60

1
2
3 In your own words, please tell us about these classes; how often you attend and how helpful
4 you have found them.
5

6 (open ended)
7
8
9

10 Are these classes supporting you in the same way (if you had a previous pregnancy) or in the
11 way you expected during your pregnancy?
12

- 13 a. Yes
14
15 b. No (please specify)
16
17 c. I am not sure
18
19
20
21
22
23
24
25
26
27
28
29
30
31
32
33
34
35
36
37
38
39
40
41
42
43
44
45
46
47
48
49
50
51
52
53
54
55
56
57
58
59
60

Suppl file 1: Full Questionnaire

Parenting, family and home environment

Face-to-face interaction index.

Think about who your baby has interacted with so far, and who would have interacted with your baby in person if not for COVID-19. We want to get an understanding of your baby's visual and physical social interactions. Who would you have expected to see your baby (visit, talk, make silly faces, play from afar) or hold your baby (e.g. rock, play with your baby)?

Please select all that apply.

Actually interacted with my baby (1)			If not for COVID-19, would have interacted with my baby (2)		
See from afar (1.1)	Hold up close (1.2)	Via videochat (1.3)	See from afar (2.1)	Hold up close (2.2)	Via videochat (2.3)

- a. My partner
- b. My parents
- c. My in-laws
- d. My or my partner's grandparents
- e. Other adult relatives
- f. Friends
- g. Colleagues
- h. Nanny/Babysitter
- i. Neighbors
- j. Healthcare or prenatal service provider
- k. Other children

Think about how often you and your baby have interacted with friends and family, both in person and on video in 2020. Think about the time **before COVID-19, right after the start of COVID-19 in your region, and in the last month.**

Suppl file 1: Full Questionnaire

How often did you (without your baby) videochat with others (for work, family or social reasons)?

Never (1)	A handful of times (2)	At least once a month (3)	At least once a week (4)	At least once day (5)	Multiple times a day (6)	Not Applicable (7)
--------------	------------------------------	------------------------------------	-----------------------------------	-----------------------------	--------------------------------	--------------------------

- a. Before COVID-19
- b. Start of COVID-19
- c. Last month

In a typical month, how often did you record videos of your baby using your smartphone?

Never (1)	A handful of times (2)	At least once a month (3)	At least once a week (4)	At least once day (5)	Multiple times a day (6)	Not Applicable (7)
--------------	------------------------------	------------------------------------	-----------------------------------	-----------------------------	--------------------------------	--------------------------

- a. Before COVID-19
- b. Start of COVID-19
- c. Last month

How often did you AND your baby interact in person with friends or family, other than caregivers?

Never (1)	A handful of times (2)	At least once a month (3)	At least once a week (4)	At least once day (5)	Multiple times a day (6)	Not Applicable (7)
--------------	------------------------------	------------------------------------	-----------------------------------	-----------------------------	--------------------------------	--------------------------

- a. Before COVID-19
- b. Start of COVID-19
- c. Last month

Suppl file 1: Full Questionnaire

Using your phone, do you share videos or pictures of your baby with (select all that apply):

- a. your sibling(s)
- b. your parents (baby's grandparents)
- c. other relatives
- d. friends
- e. colleagues
- f. private online network (e.g., baby website)
- g. public online network (e.g., personal blog)
- h. private social media (e.g., instagram, facebook)
- i. public social media (e.g., instagram, facebook)
- j. None of the above

How responsive is your baby to others during interactions on videochat, Zoom, facetime or webcam?

- a. Very responsive
- b. Quite responsive
- c. Somewhat
- d. Rarely
- e. Never responds
- f. Not applicable

1
2
3 How responsive is your baby to videos, music or other media played from your mobile
4 device?
5

- 6
7 a. Most of the time
8
9 b. Quite a bit
10
11 c. Somewhat
12
13 d. Rarely
14
15 e. Never responds
16
17 f. Not applicable
18
19
20
21

22 Have you captured videos of your baby's milestones or behaviours? Please select all that
23 apply
24

- 25
26 a. No
27
28 b. Reaching
29
30 c. Grasping
31
32 d. Sitting up
33
34 e. Rolling over
35
36 f. Smiling
37
38 g. Babbling
39
40 h. Waving
41
42 i. Other
43
44
45
46
47
48
49
50
51
52
53
54
55
56
57
58
59
60

Suppl file 1: Full Questionnaire

Household space and environment

Have you been living and/or staying in the same home since Feb 2020? Since this time have you:

- a. Moved home
- b. Visited friends or family
- c. Gone to stay with family
- d. Gone on holiday
- e. Other (please specify)
- f. None of the above

How many people lived with you in your current residence?

Before Covid-19 (1)	Peak Covid-19 (2)	Presently (3)
------------------------	----------------------	------------------

Number of Adults

Number of Children (under the age of 18)

Number of adults with conditions which confer risk for or complications with COVID-19

How many rooms within your current residence do you feel comfortable relaxing or spending time in that are not your bedroom? This can also include outdoor spaces that are on your property.

- a. < 2
- b. 2-3
- c. 3-5
- d. 5-8
- e. 8+

1
2
3 Do you currently have access to outside space you feel safe spending time in? Please select
4 all that apply.
5

- 6
7 a. Balcony or backyard
8
9 b. Communal garden or yard
10
11 c. Small private garden or yard
12
13 d. Large private garden or yard
14
15 e. Allotment
16
17 f. Parks
18
19 g. Playgrounds
20
21 h. Nearby countryside or field
22
23 i. National park, beach or other outdoor space
24
25 j. Other (please specify)
26
27
28
29

30
31 In your home, how many televisions are there in total?
32

- 33 a. < 2
34
35 b. 2-3
36
37 c. 3-5
38
39 d. 5-8
40
41 e. 8+
42
43
44

45 In your home, how many mobile phones are presently in use?
46

- 47 a. < 2
48
49 b. 2-3
50
51 c. 3-5
52
53 d. 5-8
54
55 e. 8+
56
57
58
59
60

Suppl file 1: Full Questionnaire

1
2
3 How many personal computers and/or tablets are presently in use?
4

- 5 a. < 2
6
7 b. 2-3
8
9 c. 3-5
10
11 d. 5-8
12
13 e. 8+
14
15
16
17

18 **Family demographics and socioeconomic status**

19 Are you or your partner currently pregnant?
20

- 21 a. Yes
22
23 b. No
24
25

26 Have you had your first trimester scan?
27

- 28 a. Yes
29
30 b. No
31
32

33 Are you the parents to an infant under the age of 7 months?
34

- 35 a. Yes
36
37 b. No
38
39

40 How old is your child?
41

- 42 a. Months
43
44 b. Days
45
46

47 Who is completing this questionnaire?
48

- 49 a. Mother
50
51 b. Father
52
53 c. Non birth mother
54
55 d. Other (please specify)
56
57
58
59
60

1
2
3 What is your ethnic background? You may select more than one.
4

- 5 a. White
6
7 b. Black
8
9 c. Asian
10
11 d. Mixed/multiple ethnic group (e.g. white and African)
12
13 e. Hispanic
14
15 f. Arab
16
17 g. Other (please specify)
18
19 h. Prefer not to answer

20 How old are you?
21

22 (numeric response)
23
24

25 What is the mother's highest level of education?
26

- 27 a. High School/ Secondary School (or something equivalent) to age 16
28
29 b. College level education (to age 18)
30
31 c. Undergraduate degree
32
33 d. Postgraduate degree (Masters, PhD)
34
35

36 What is the father's/partner's highest level of education?
37

- 38 a. High School/ Secondary School (or something equivalent) to age 16
39
40 b. College level education (to age 18)
41
42 c. Undergraduate degree
43
44 d. Postgraduate degree (Masters, PhD)
45

46 What is your post code?
47

48 (open ended optional)
49
50
51
52
53
54
55
56
57
58
59
60

Suppl file 1: Full Questionnaire

1
2
3 What is your current employment status? Please select ALL that apply
4

- 5 a. On maternity leave
6
7 b. Unemployed (or job seeking)
8
9 c. Unemployed due to COVID-19
10
11 d. Full-time home-maker
12
13 e. Retired
14
15 f. Employed full-time (working from home due to COVID-19)
16
17 g. Employed full-time (I am a key worker)
18
19 h. Employed full time (with reduced hours and salary loss)
20
21 i. Employed full-time (with reduced hours but without salary loss)
22
23 j. Employed with reduced hours due to childcare/homeschooling needs as a result of
24 COVID-19
25
26 k. Employed (part-time) with reduced hours and salary loss
27
28 l. Employed (part-time) with reduced hours but without salary loss
29
30 m. Furloughed (with salary) - Full-time
31
32 n. Furloughed (without salary) - Full-time
33
34 o. Furloughed (with salary) - Part-time
35
36 p. Furloughed (without salary) - Part-time
37
38 q. Self-employed (currently still working)
39
40 r. Self-employed (unable to work due to COVID-19)
41
42 s. Self-employed with reduced hours and salary loss
43
44 t. Self-employed with reduced hours but without salary loss
45
46 u. Student - My studies have not been affected by the COVID-19
47
48 v. Student - I have had to postpone my studies due to COVID-19
49
50 w. Student - My studies have been negatively impacted by the COVID-19
51
52 x. Other (please specify)
53
54
55
56
57
58
59
60

Measure (items)	Description	Scale	Example item
COVID-19 items			
Situational influences	Assessing adjustment and adherence to government guidelines.		'When did you modify your routine to adhere to the social distancing guidance?'
Health report	Assessing risk for COVID exposure and symptoms of parents, partner and/or social network. As well as self-isolation behaviours and support (if applicable)		'Have you been diagnosed with COVID?' 'How supported did you feel during self-isolation?'
COVID Impact (7 items)	How COVID-19 has impacted themselves and their household (e.g., physical health, disruption to routine).	Five-point scale from 'not hard at all, coping well' to 'unbearable, not coping well'	
COVID Concern (10 items)		Six-point scale from 'not at all' to 'all the time'	'I am not worried about COVID-19'
Event Impact Scale-Revised (20 items) †	Assessing the distress experience as a result of traumatic events	Five-point scale from 'extremely' to 'not at all'	'I felt irritable and angry'
Social distance impacts	Assessing participants attitudes and experience during COVID-19.	Five-point scale from 'not at all' to 'very true'	'I spend my leisure time more intentionally'
Vaccines	Assessing access to and attitude towards a vaccine and potential changes in social behaviour in relation to a vaccine.		'Are you currently eligible for the COVID-19 vaccine?' / 'Could you tell us how and/or why getting vaccinated has changed the way you socialise?'
Parental information			
State-Trait Anxiety state (STAI-S) (20 items) †	Assessing the presence and severity of an individual's state-based anxiety (i.e., anxiety in response to what is happening right now).	Four-point scale from 'not at all' to 'very much so'	'I feel strained'
Caregiving support	Questions assessing remote and in person availability of household members, partners, and social network of families		
Home schooling	Exploring the additional demands on parents in the home and support available for home schooling.		'Could you describe your experience of home schooling during your pregnancy or as a new parent?'
Stress Life Inventory (43 items) †	Assessing the number of stressful life events experienced by the family over a 12-month period	Items rates 'yes' or 'no'	'Being fired at work'

Pregnancy related anxiety questionnaire (PRAQ) (20 items)*	Assessing pregnancy-specific anxiety in women during the antenatal period.	Five-point scale from 'not at all' to 'very much'	'I think that after birth my child will be in poor health' / 'I think about creating a virus-free home for my child'
Pregnancy information			
Healthcare support and access	Exploring parental experiences of their healthcare support and care, and access to antenatal routine care during the pandemic		'Do you feel comfortable attending your pregnancy appointments?'/ 'Could you tell us about the support from your healthcare provides during your pregnancy'
Antenatal Emotional Attachment Scale (AEAS) - Maternal (19 items) †	Questions asking expectant parents about their thoughts and feelings over the last two-week period about their baby	Responses on a varying five-point scale (e.g., 'almost all the time' to 'not at all' and 'very positive' to 'very negative')	'I think of the developing baby as mostly as;'
Antenatal Emotional Attachment Scale (AEAS) – Paternal (16 items) †			'I have found myself touching, or rubbing with my hand, the outside of my partners stomach where the baby is:'
Toddler outcomes			
Infant Behaviour Questionnaire (IBQ) – short form (36 items) †	Measures the dimensions of temperament in children younger than 12 months of age	Eight-point scale from 'never' to 'always' (including option for 'does not apply')	'When tired, how often did your baby show distress?'
Infant/Toddler Sensory Profile (ITSP) (36 items) †	A caregiver report on how responsive, sensitive, avoidant and alert their babies are when presented with stimuli visual, auditory, tactile and vestibular modalities	Six-point scale from 'almost always' to 'almost never' (including an option for 'does not apply')	'My child is active throughout the day'
Ages and Stages (ASQ-3) (39 items) †	A developmental screening tool assessing a child's developmental progress in six domains (i.e., communication, gross motor, fine motor, problem solving and personal-social development).	Three-point scale from 'yes' to 'not yet'	'When your baby wants something, does he tell you by pointing to it?'
Oxford Communication Development Inventory – 100 words (CDI) †	A UK-adapted measure of toddler language development	Two-point scale; 'understands' and 'understands and says'	'car'
Quantitative Checklist for Autism in Toddlers (Q-CHAT) (25 items) †	A quantitative measure of early autistic traits in toddlers	Responses given on a varying five-point scale (e.g., 'many times a day to never' and 'always' to 'never')	'How easy is it for your child to adapt when his/her routine changes or when things are out of their usual place?'
Vineland parent and caregiver form †	A number of questions about the home environment and family-life behaviour	Three-point scale from "usually or often" to 'never'	'When you look or point at something, looks in that direction.'

Parenting, family and home environment			
Household space and environment	Assessing access to outdoor/indoor space and technology		'Do you currently have access to outdoor space you feel safe spending time in?' / 'In your home, how many mobile phones are presently in use?'
Parent-infant attachment	Parental description of relationship with infant (imagined and actual)		'Could you tell us a little about what you image your baby will be like and how the two of you will get along?'
Face-to-face interaction index	Exploring the frequency of face-to-face and distant interaction the infant has had since birth		'How often did you with/without your baby video chat with others?'/ 'How responsive is your baby to others during virtual interactions?'
Parenting reflective functioning questionnaire (PRFQ) (18 item) †	A short measure assessing parental reflective functioning or mentalising.	Responses are rated on a seven-point scale from 'strongly disagree' to 'strongly agree'	'I always know why my child acts the way he or she does'
Comprehensive early childhood parenting questionnaire (CECPAQ) (54 items) †	A parent report measure assessing five domains of parenting (i.e., support, stimulation, structure, harsh discipline and positive measure).	Responses are rated on a six-point scale from 'never' to 'always'	'When my child is having a hard time, I am able to help him/her.'
Difficulties in Emotion Regulation Scale (DERS) (19 items) †	A self-report measure of subjective emotion ability	Responses are rated on a five-point scale from 'almost never' to 'almost always'	'When I'm upset, I can still get things done'
Family demographics and socioeconomic questions	Parent and infant age or gestation of pregnancy; sex; ethnicity; location; parent and partner highest level of qualification; employment status and household income.		'What is your highest level of education?'
Postcode	Used to derived indices of multiple deprivation.		

*several questions have been adapted for use during COVID-19

†These items have not been included within the supplementary information as they are standardised questionnaires and not specifically created for this study.

Supp Table 1: A detailed summary of measures used within the study.

1
2
3
4
5
6
7
8
9
10
11
12
13
14
15
16
17
18
19
20
21
22
23
24
25
26
27
28
29
30
31
32
33
34
35
36
37
38
39
40
41
42
43
44
45
46

For peer review only

STROBE 2007 (v4) Statement—Checklist of items that should be included in reports of cohort studies

Section/Topic	Item #	Recommendation	Reported on page #
Title and abstract	1	(a) Indicate the study’s design with a commonly used term in the title or the abstract	1-2
		(b) Provide in the abstract an informative and balanced summary of what was done and what was found	2
Introduction			
Background/rationale	2	Explain the scientific background and rationale for the investigation being reported	4-7
Objectives	3	State specific objectives, including any prespecified hypotheses	7-8
Methods			
Study design	4	Present key elements of study design early in the paper	7-8
Setting	5	Describe the setting, locations, and relevant dates, including periods of recruitment, exposure, follow-up, and data collection	8-10
Participants	6	(a) Give the eligibility criteria, and the sources and methods of selection of participants. Describe methods of follow-up	8-10
		(b) For matched studies, give matching criteria and number of exposed and unexposed	n/a
Variables	7	Clearly define all outcomes, exposures, predictors, potential confounders, and effect modifiers. Give diagnostic criteria, if applicable	11-16
Data sources/ measurement	8*	For each variable of interest, give sources of data and details of methods of assessment (measurement). Describe comparability of assessment methods if there is more than one group	16
Bias	9	Describe any efforts to address potential sources of bias	8
Study size	10	Explain how the study size was arrived at	9
Quantitative variables	11	Explain how quantitative variables were handled in the analyses. If applicable, describe which groupings were chosen and why	15-16
Statistical methods	12	(a) Describe all statistical methods, including those used to control for confounding	15-16
		(b) Describe any methods used to examine subgroups and interactions	n/a
		(c) Explain how missing data were addressed	n/a
		(d) If applicable, explain how loss to follow-up was addressed	n/a
		(e) Describe any sensitivity analyses	n/a
Results			

Participants	13*	(a) Report numbers of individuals at each stage of study—eg numbers potentially eligible, examined for eligibility, confirmed eligible, included in the study, completing follow-up, and analysed	16
		(b) Give reasons for non-participation at each stage	n/a
		(c) Consider use of a flow diagram	10
Descriptive data	14*	(a) Give characteristics of study participants (eg demographic, clinical, social) and information on exposures and potential confounders	16
		(b) Indicate number of participants with missing data for each variable of interest	n/a
		(c) Summarise follow-up time (eg, average and total amount)	10
Outcome data	15*	Report numbers of outcome events or summary measures over time	11
Main results	16	(a) Give unadjusted estimates and, if applicable, confounder-adjusted estimates and their precision (eg, 95% confidence interval). Make clear which confounders were adjusted for and why they were included	n/a
		(b) Report category boundaries when continuous variables were categorized	n/a
		(c) If relevant, consider translating estimates of relative risk into absolute risk for a meaningful time period	n/a
Other analyses	17	Report other analyses done—eg analyses of subgroups and interactions, and sensitivity analyses	n/a
Discussion			
Key results	18	Summarise key results with reference to study objectives	n/a
Limitations			
Interpretation	20	Give a cautious overall interpretation of results considering objectives, limitations, multiplicity of analyses, results from similar studies, and other relevant evidence	n/a
Generalisability	21	Discuss the generalisability (external validity) of the study results	n/a
Other information			
Funding	22	Give the source of funding and the role of the funders for the present study and, if applicable, for the original study on which the present article is based	23

*Give information separately for cases and controls in case-control studies and, if applicable, for exposed and unexposed groups in cohort and cross-sectional studies.

Note: An Explanation and Elaboration article discusses each checklist item and gives methodological background and published examples of transparent reporting. The STROBE checklist is best used in conjunction with this article (freely available on the Web sites of PLoS Medicine at <http://www.plosmedicine.org/>, Annals of Internal Medicine at <http://www.annals.org/>, and Epidemiology at <http://www.epidem.com/>). Information on the STROBE Initiative is available at www.strobe-statement.org.