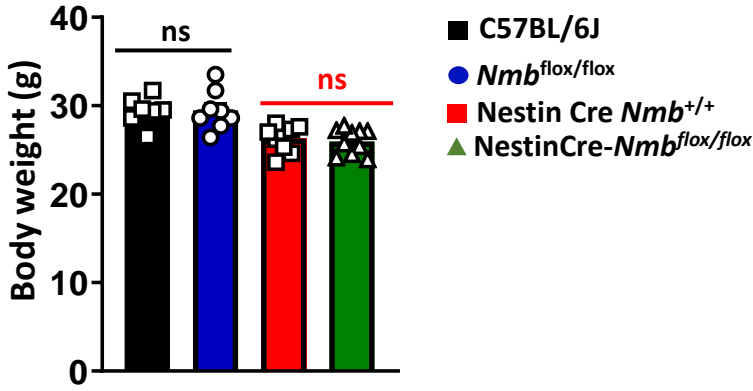
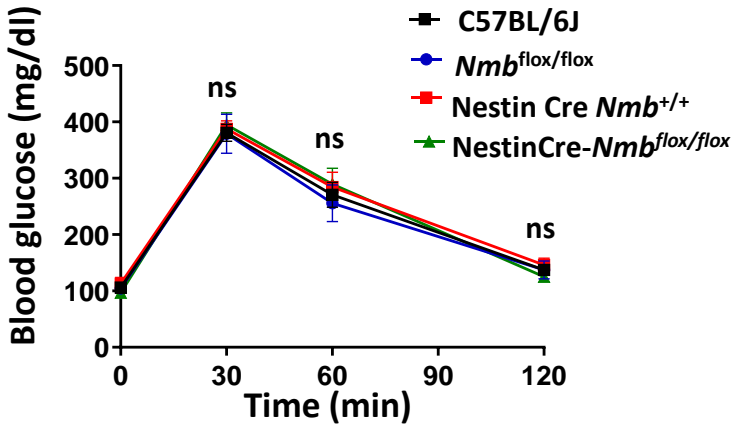


Supplementary Figure 2

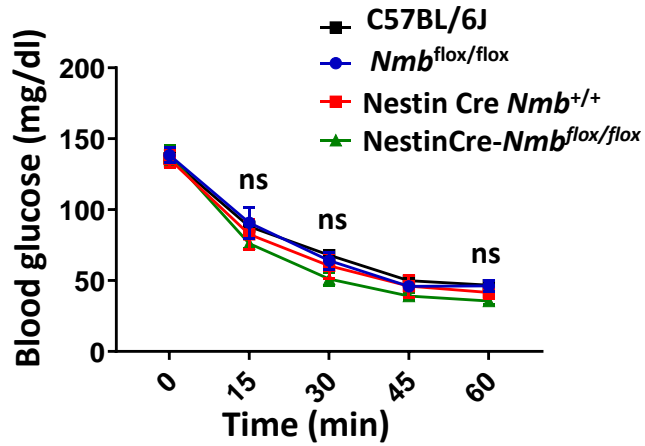
A



B



C



Supplementary Figure 2:

A) Body weight of 6 month old *Nmb*^{flox/flox} and C57BL/6J mice on standard diet. Each dot represents individual mice. (B-C) Intraperitoneal glucose tolerance test (IP GTT) and intraperitoneal insulin tolerance test (ITT) of 6 month old *Nmb*^{flox/flox} and C57BL/6J mice on standard diet. n=6-8 mice per group. Data are shown as means \pm SEM. For statistical analysis, unpaired Student t-test and two-way ANOVA followed by Bonferroni's post-hoc test. ns- non significant;