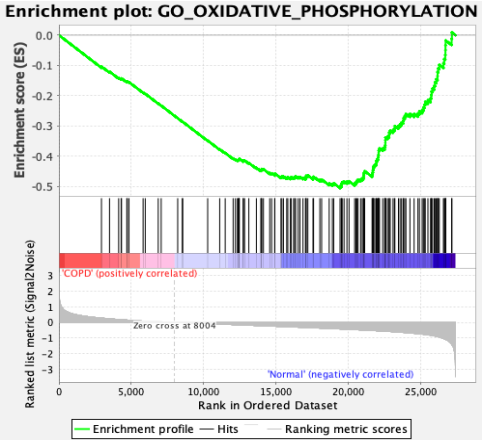
Enrichment plot: GO_OXIDATIVE_PHOSPHORYLATION
Enrichment score (ES)
Ranked list metric (Signal2Noise)
'COPD' (positively correlated)
Zero cross at 8004
'Normal' (negatively correlated)
Rank in Ordered Dataset
Enrichment profile
Hits
Ranking metric scores

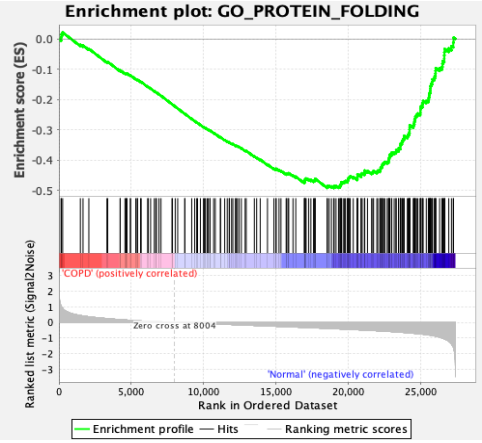
Enrichment plot: GO_PROTEIN_FOLDING
Enrichment score (ES)
Ranked list metric (Signal2Noise)
'COPD' (positively correlated)
Zero cross at 8004
'Normal' (negatively correlated)
Rank in Ordered Dataset
Enrichment profile
Hits
Ranking metric scores

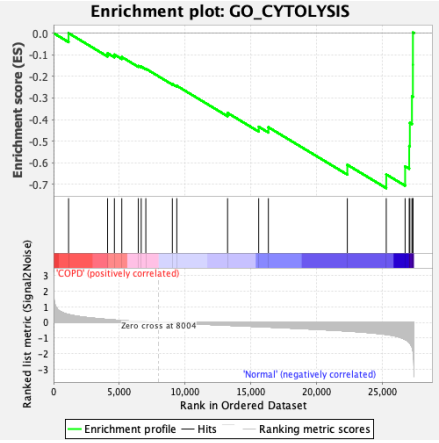
Enrichment plot: GO_CYTOLYSIS
Enrichment score (ES)
Ranked list metric (Signal2Noise)
'COPD' (positively correlated)
Zero cross at 8004
'Normal' (negatively correlated)
Rank in Ordered Dataset
Enrichment profile
Hits
Ranking metric scores

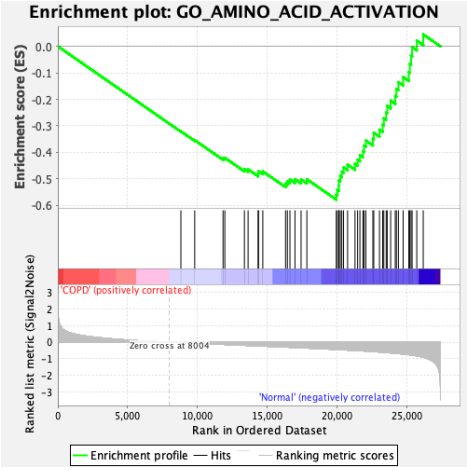
Enrichment plot: GO_AMINO_ACID_ACTIVATION
Enrichment score (ES)
Ranked list metric (Signal2Noise)
'COPD' (positively correlated)
Zero cross at 8004
'Normal' (negatively correlated)
Rank in Ordered Dataset
Enrichment profile
Hits
Ranking metric scores

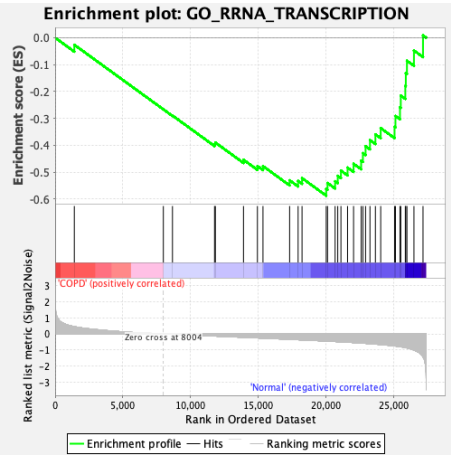
Enrichment plot: GO_RRNA_TRANSCRIPTION
Enrichment score (ES)
Ranked list metric (Signal2Noise)
'COPD' (positively correlated)
Zero cross at 8004
'Normal' (negatively correlated)
Rank in Ordered Dataset
Enrichment profile
Hits
Ranking metric scores

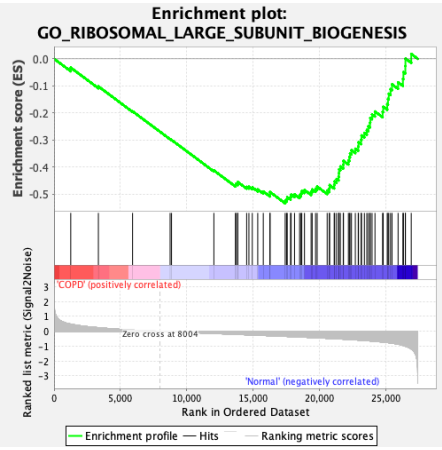
Enrichment plot:
GO_RIBOSOMAL_LARGE_SUBUNIT_BIOGENESIS
Enrichment score (ES)
Ranked list metric (Signal2Noise)
'COPD' (positively correlated)
Zero cross at 8004
'Normal' (negatively correlated)
Rank in Ordered Dataset
Enrichment profile
Hits
Ranking metric scores