

Supplemental Table 1: Full Information Maximum Likelihood Multiple Group Path Analyses Estimating Pre-Pandemic Adolescent Psychological and Behavioral Adjustment on Maladaptive Behavior during the Pandemic

	Increase in Internalizing Problems	Increase in Externalizing Problems	Change in Substance Use
	b (SE)	b (SE)	b (SE)
<b>China</b>			
Intercept	0.15 (0.16)	-0.11 (0.18)	0.29 (0.13)*
Externalizing Problems in Adolescence	-0.03 (0.05)	-0.01 (0.05)	0.01 (0.05)
Internalizing Problems in Adolescence	0.11 (0.04)*	0.09 (0.05)	-0.06 (0.04)
Risk-taking Tendencies in Adolescence	-0.16 (0.05)**	-0.03 (0.04)	0.09 (0.08)
Well-being in Adolescence	0.1 (0.04)**	-0.07 (0.04)	-0.06 (0.03)*
Confidence in Government's Pandemic Response	-0.07 (0.04)	-0.12 (0.04)**	-0.04 (0.04)
Male	-0.66 (0.08)**	-0.28 (0.07)**	-0.1 (0.05)
Parental Education	0.06 (0.04)	0.01 (0.04)	0.07 (0.03)*
Weeks since Schools Closed	-0.04 (0.06)	0.09 (0.07)	0.02 (0.06)
<b>Colombia</b>			
Intercept	0.39 (0.13)**	0.17 (0.12)	0.25 (0.12)*
Externalizing Problems in Adolescence	-0.03 (0.05)	-0.01 (0.05)	0.01 (0.05)
Internalizing Problems in Adolescence	0.11 (0.04)*	0.09 (0.05)	-0.06 (0.04)
Risk-taking Tendencies in Adolescence	-0.16 (0.05)**	-0.03 (0.04)	-0.04 (0.03)
Well-being in Adolescence	0.1 (0.04)**	-0.07 (0.04)	-0.06 (0.03)*
Confidence in Government's Pandemic Response	-0.07 (0.04)	-0.12 (0.04)**	-0.04 (0.04)
Male	-0.66 (0.08)**	-0.28 (0.07)**	-0.1 (0.05)
Parental Education	0.06 (0.04)	0.01 (0.04)	0.07 (0.03)*
Weeks since Schools Closed	-0.04 (0.06)	0.09 (0.07)	0.02 (0.06)
<b>Italy</b>			
Intercept	0.13 (0.08)	0.28 (0.09)**	-0.15 (0.08)*
Externalizing Problems in Adolescence	-0.03 (0.05)	-0.01 (0.05)	-0.25 (0.13)*
Internalizing Problems in Adolescence	0.11 (0.04)*	0.09 (0.05)	0.26 (0.13)*
Risk-taking Tendencies in Adolescence	0.04 (0.08)	-0.03 (0.04)	-0.04 (0.03)
Well-being in Adolescence	-0.21 (0.07)**	-0.07 (0.04)	-0.06 (0.03)*
Confidence in Government's Pandemic Response	-0.07 (0.04)	-0.12 (0.04)**	-0.04 (0.04)
Male	-0.66 (0.08)**	-0.28 (0.07)**	-0.1 (0.05)
Parental Education	0.06 (0.04)	0.01 (0.04)	0.07 (0.03)*
Weeks since Schools Closed	-0.04 (0.06)	0.09 (0.07)	0.02 (0.06)
<b>Jordan</b>			
Intercept	0.02 (0.16)	0.31 (0.12)**	0.27 (0.07)**
Externalizing Problems in Adolescence	-0.03 (0.05)	-0.01 (0.05)	0.01 (0.05)
Internalizing Problems in Adolescence	0.11 (0.04)*	0.09 (0.05)	-0.06 (0.04)
Risk-taking Tendencies in Adolescence	-0.16 (0.05)**	-0.03 (0.04)	-0.04 (0.03)
Well-being in Adolescence	0.1 (0.04)**	-0.07 (0.04)	-0.06 (0.03)*
Confidence in Government's Pandemic Response	-0.07 (0.04)	-0.12 (0.04)**	-0.04 (0.04)
Male	-0.16 (0.19)	-0.28 (0.07)**	-0.1 (0.05)
Parental Education	0.06 (0.04)	0.01 (0.04)	0.07 (0.03)*
Weeks since Schools Closed	0.67 (0.23)**	0.09 (0.07)	0.02 (0.06)
<b>Kenya</b>			

Intercept	0.01 (0.18)	-0.22 (0.16)	-0.14 (0.18)
Externalizing Problems in Adolescence	-0.03 (0.05)	-0.01 (0.05)	0.01 (0.05)
Internalizing Problems in Adolescence	0.11 (0.04)*	0.09 (0.05)	-0.06 (0.04)
Risk-taking Tendencies in Adolescence	-0.16 (0.05)**	-0.03 (0.04)	-0.04 (0.03)
Well-being in Adolescence	0.1 (0.04)**	-0.07 (0.04)	-0.06 (0.03)*
Confidence in Government's Pandemic Response	-0.07 (0.04)	-0.12 (0.04)**	-0.04 (0.04)
Male	0.03 (0.21)	-0.28 (0.07)**	-0.1 (0.05)
Parental Education	0.06 (0.04)	0.01 (0.04)	0.07 (0.03)*
Weeks since Schools Closed	-0.04 (0.06)	0.09 (0.07)	0.02 (0.06)
<b>Philippines</b>			
Intercept	0.75 (0.12)**	-1.12 (0.47)*	-0.7 (0.18)**
Externalizing Problems in Adolescence	-0.03 (0.05)	-0.01 (0.05)	0.01 (0.05)
Internalizing Problems in Adolescence	0.11 (0.04)*	0.09 (0.05)	-0.06 (0.04)
Risk-taking Tendencies in Adolescence	-0.16 (0.05)**	-0.03 (0.04)	-0.04 (0.03)
Well-being in Adolescence	0.1 (0.04)**	-0.07 (0.04)	-0.06 (0.03)*
Confidence in Government's Pandemic Response	-0.07 (0.04)	-0.38 (0.08)**	-0.04 (0.04)
Male	-0.66 (0.08)**	-0.28 (0.07)**	-0.1 (0.05)
Parental Education	0.06 (0.04)	0.01 (0.04)	0.07 (0.03)*
Weeks since Schools Closed	-0.04 (0.06)	-1.55 (0.63)*	0.02 (0.06)
<b>Sweden</b>			
Intercept	0.14 (0.13)	0.24 (0.13)	0.1 (0.09)
Externalizing Problems in Adolescence	-0.03 (0.05)	-0.01 (0.05)	0.01 (0.05)
Internalizing Problems in Adolescence	0.11 (0.04)*	0.09 (0.05)	-0.06 (0.04)
Risk-taking Tendencies in Adolescence	0.22 (0.15)	-0.03 (0.04)	-0.04 (0.03)
Well-being in Adolescence	0.1 (0.04)**	-0.07 (0.04)	-0.06 (0.03)*
Confidence in Government's Pandemic Response	-0.07 (0.04)	-0.12 (0.04)**	-0.04 (0.04)
Male	-0.66 (0.08)**	-0.28 (0.07)**	-0.1 (0.05)
Parental Education	0.06 (0.04)	0.01 (0.04)	0.07 (0.03)*
Weeks since Schools Closed	-0.04 (0.06)	0.09 (0.07)	0.02 (0.06)
<b>Thailand</b>			
Intercept	-0.43 (0.15)**	1.53 (0.68)*	-0.07 (0.12)
Externalizing Problems in Adolescence	-0.03 (0.05)	-0.01 (0.05)	-0.77 (0.17)**
Internalizing Problems in Adolescence	0.11 (0.04)*	0.09 (0.05)	0.41 (0.08)**
Risk-taking Tendencies in Adolescence	-0.16 (0.05)**	-0.03 (0.04)	-0.04 (0.03)
Well-being in Adolescence	0.1 (0.04)**	-0.07 (0.04)	-0.06 (0.03)*
Confidence in Government's Pandemic Response	-0.07 (0.04)	-0.12 (0.04)**	-0.04 (0.04)
Male	-0.21 (0.18)	-0.28 (0.07)**	-0.1 (0.05)
Parental Education	0.06 (0.04)	0.01 (0.04)	0.07 (0.03)*
Weeks since Schools Closed	-0.04 (0.06)	2 (0.65)**	0.02 (0.06)
<b>United States</b>			
Intercept	0.42 (0.1)**	0.09 (0.09)	0.27 (0.11)*
Externalizing Problems in Adolescence	-0.03 (0.05)	-0.01 (0.05)	0.01 (0.05)
Internalizing Problems in Adolescence	0.11 (0.04)*	0.09 (0.05)	-0.06 (0.04)
Risk-taking Tendencies in Adolescence	0.25 (0.1)**	-0.03 (0.04)	-0.04 (0.03)
Well-being in Adolescence	-0.27 (0.08)**	-0.3 (0.08)**	-0.06 (0.03)*
Confidence in Government's Pandemic Response	-0.07 (0.04)	-0.12 (0.04)**	-0.04 (0.04)
Male	-0.66 (0.08)**	-0.28 (0.07)**	-0.1 (0.05)
Parental Education	0.06 (0.04)	0.29 (0.09)**	0.07 (0.03)*

Weeks since Schools Closed	-0.04 (0.06)	0.09 (0.07)	0.02 (0.06)
Fit Statistics			
Chi Square (DOF), p-value	60.55 (55), p=0.28	59.89 (59), p=0.44	61.94 (59), p=0.37
RMSEA	0.03	0.01	0.02
CFI	0.96	0.99	0.95
SRMR	0.03	0.03	0.03

---

b=standardized coefficient. \* $p < .05$ , \*\* $p < .01$ .

Supplemental Table 2: Full Information Maximum Likelihood Multiple Group Path Analyses Estimating Moderation of Relations between Pre-Pandemic Adolescent Internalizing Problems and Maladaptive Behavior during the Pandemic by Confidence in Government's Response

	Increase in Internalizing Problems	Increase in Externalizing Problems	Change in Substance Use
	b (SE)	b (SE)	b (SE)
<b>China</b>			
Intercept	0.16 (0.16)	-0.12 (0.18)	0.31 (0.13)*
Externalizing Problems in Adolescence	-0.02 (0.05)	-0.01 (0.05)	0.01 (0.05)
Internalizing Problems in Adolescence	0.1 (0.04)*	0.09 (0.05)	-0.08 (0.04)*
Risk-taking Tendencies in Adolescence	-0.21 (0.05)**	-0.03 (0.04)	0.09 (0.08)
Well-being in Adolescence	0.11 (0.04)**	-0.07 (0.04)	-0.06 (0.03)*
Confidence in Government's Pandemic Response	-0.08 (0.04)*	-0.12 (0.04)**	-0.05 (0.04)
Male	-0.66 (0.08)**	-0.27 (0.07)**	-0.1 (0.05)
Parental Education	0.07 (0.04)	0.01 (0.04)	0.07 (0.03)*
Weeks since Schools Closed	-0.04 (0.06)	0.09 (0.07)	0.01 (0.06)
Internalizing*Government Confidence	-0.05 (0.03)	-0.01 (0.04)	0.05 (0.03)
<b>Colombia</b>			
Intercept	0.35 (0.13)*	0.16 (0.12)	0.27 (0.12)*
Externalizing Problems in Adolescence	-0.02 (0.05)	-0.01 (0.05)	0.01 (0.05)
Internalizing Problems in Adolescence	0.1 (0.04)*	0.09 (0.05)	-0.08 (0.04)*
Risk-taking Tendencies in Adolescence	0.07 (0.14)	-0.03 (0.04)	-0.04 (0.03)
Well-being in Adolescence	0.11 (0.04)**	-0.07 (0.04)	-0.06 (0.03)*
Confidence in Government's Pandemic Response	-0.08 (0.04)*	-0.12 (0.04)**	-0.05 (0.04)
Male	-0.66 (0.08)**	-0.27 (0.07)**	-0.1 (0.05)
Parental Education	0.07 (0.04)	0.01 (0.04)	0.07 (0.03)*
Weeks since Schools Closed	-0.04 (0.06)	0.09 (0.07)	0.01 (0.06)
Internalizing*Government Confidence	-0.05 (0.03)	-0.01 (0.04)	0.05 (0.03)
<b>Italy</b>			
Intercept	0.15 (0.08)	0.28 (0.09)**	-0.15 (0.08)*
Externalizing Problems in Adolescence	-0.02 (0.05)	-0.01 (0.05)	-0.24 (0.12)
Internalizing Problems in Adolescence	0.1 (0.04)*	0.09 (0.05)	0.25 (0.12)*
Risk-taking Tendencies in Adolescence	0.03 (0.08)	-0.03 (0.04)	-0.04 (0.03)
Well-being in Adolescence	-0.23 (0.07)**	-0.07 (0.04)	-0.06 (0.03)*
Confidence in Government's Pandemic Response	-0.08 (0.04)*	-0.12 (0.04)**	-0.05 (0.04)
Male	-0.66 (0.08)**	-0.27 (0.07)**	-0.1 (0.05)
Parental Education	0.07 (0.04)	0.01 (0.04)	0.07 (0.03)*
Weeks since Schools Closed	-0.04 (0.06)	0.09 (0.07)	0.01 (0.06)
Internalizing*Government Confidence	0.11 (0.05)*	-0.01 (0.04)	0.05 (0.03)
<b>Jordan</b>			
Intercept	-0.04 (0.16)	0.31 (0.12)**	0.28 (0.07)**
Externalizing Problems in Adolescence	-0.02 (0.05)	-0.01 (0.05)	0.01 (0.05)
Internalizing Problems in Adolescence	0.1 (0.04)*	0.09 (0.05)	-0.08 (0.04)*
Risk-taking Tendencies in Adolescence	-0.21 (0.05)**	-0.03 (0.04)	-0.04 (0.03)
Well-being in Adolescence	0.11 (0.04)**	-0.07 (0.04)	-0.06 (0.03)*
Confidence in Government's Pandemic Response	-0.08 (0.04)*	-0.12 (0.04)**	-0.05 (0.04)

Male	-0.1 (0.19)	-0.27 (0.07)**	-0.1 (0.05)
Parental Education	0.07 (0.04)	0.01 (0.04)	0.07 (0.03)*
Weeks since Schools Closed	0.69 (0.22)**	0.09 (0.07)	0.01 (0.06)
Internalizing*Government Confidence	-0.05 (0.03)	-0.01 (0.04)	0.05 (0.03)
Kenya			
Intercept	-6.84 (3.52)	-0.22 (0.16)	-0.14 (0.18)
Externalizing Problems in Adolescence	-0.02 (0.05)	-0.01 (0.05)	0.01 (0.05)
Internalizing Problems in Adolescence	0.1 (0.04)*	0.09 (0.05)	-0.08 (0.04)*
Risk-taking Tendencies in Adolescence	-0.21 (0.05)**	-0.03 (0.04)	-0.04 (0.03)
Well-being in Adolescence	0.11 (0.04)**	-0.07 (0.04)	-0.06 (0.03)*
Confidence in Government's Pandemic Response	-0.08 (0.04)*	-0.12 (0.04)**	-0.05 (0.04)
Male	-0.01 (0.2)	-0.27 (0.07)**	-0.1 (0.05)
Parental Education	0.07 (0.04)	0.01 (0.04)	0.07 (0.03)*
Weeks since Schools Closed	4.2 (2.2)	0.09 (0.07)	0.01 (0.06)
Internalizing*Government Confidence	-0.05 (0.03)	-0.01 (0.04)	0.05 (0.03)
Philippines			
Intercept	0.75 (0.12)**	-1.12 (0.48)*	-0.71 (0.18)**
Externalizing Problems in Adolescence	-0.02 (0.05)	-0.01 (0.05)	0.01 (0.05)
Internalizing Problems in Adolescence	0.1 (0.04)*	0.09 (0.05)	-0.08 (0.04)*
Risk-taking Tendencies in Adolescence	-0.21 (0.05)**	-0.03 (0.04)	-0.04 (0.03)
Well-being in Adolescence	0.11 (0.04)**	-0.07 (0.04)	-0.06 (0.03)*
Confidence in Government's Pandemic Response	-0.08 (0.04)*	-0.38 (0.08)**	-0.05 (0.04)
Male	-0.66 (0.08)**	-0.27 (0.07)**	-0.1 (0.05)
Parental Education	0.07 (0.04)	0.01 (0.04)	0.07 (0.03)*
Weeks since Schools Closed	-0.04 (0.06)	-1.54 (0.64)*	0.01 (0.06)
Internalizing*Government Confidence	-0.05 (0.03)	-0.01 (0.04)	0.05 (0.03)
Sweden			
Intercept	0.13 (0.14)	0.23 (0.13)	0.1 (0.08)
Externalizing Problems in Adolescence	-0.02 (0.05)	-0.01 (0.05)	0.01 (0.05)
Internalizing Problems in Adolescence	0.1 (0.04)*	0.09 (0.05)	-0.08 (0.04)*
Risk-taking Tendencies in Adolescence	0.23 (0.15)	-0.03 (0.04)	-0.04 (0.03)
Well-being in Adolescence	0.11 (0.04)**	-0.07 (0.04)	-0.06 (0.03)*
Confidence in Government's Pandemic Response	-0.08 (0.04)*	-0.12 (0.04)**	-0.05 (0.04)
Male	-0.66 (0.08)**	-0.27 (0.07)**	-0.1 (0.05)
Parental Education	0.07 (0.04)	0.01 (0.04)	0.07 (0.03)*
Weeks since Schools Closed	-0.04 (0.06)	0.09 (0.07)	0.01 (0.06)
Internalizing*Government Confidence	-0.05 (0.03)	-0.01 (0.04)	0.05 (0.03)
Thailand			
Intercept	-0.44 (0.15)**	1.54 (0.68)*	-0.11 (0.13)
Externalizing Problems in Adolescence	-0.02 (0.05)	-0.01 (0.05)	-0.76 (0.16)**
Internalizing Problems in Adolescence	0.1 (0.04)*	0.09 (0.05)	0.27 (0.11)*
Risk-taking Tendencies in Adolescence	-0.21 (0.05)**	-0.03 (0.04)	-0.04 (0.03)
Well-being in Adolescence	0.11 (0.04)**	-0.07 (0.04)	-0.06 (0.03)*
Confidence in Government's Pandemic Response	-0.08 (0.04)*	-0.12 (0.04)**	-0.05 (0.04)
Male	-0.2 (0.18)	-0.27 (0.07)**	-0.1 (0.05)
Parental Education	0.07 (0.04)	0.01 (0.04)	0.07 (0.03)*
Weeks since Schools Closed	-0.04 (0.06)	2 (0.65)**	0.01 (0.06)
Internalizing*Government Confidence	-0.05 (0.03)	-0.01 (0.04)	-0.17 (0.11)

United States			
Intercept	0.39 (0.1)**	0.09 (0.1)	0.28 (0.11)*
Externalizing Problems in Adolescence	-0.02 (0.05)	-0.01 (0.05)	0.01 (0.05)
Internalizing Problems in Adolescence	0.1 (0.04)*	0.09 (0.05)	-0.08 (0.04)*
Risk-taking Tendencies in Adolescence	0.26 (0.09)**	-0.03 (0.04)	-0.04 (0.03)
Well-being in Adolescence	-0.27 (0.08)**	-0.29 (0.08)**	-0.06 (0.03)*
Confidence in Government's Pandemic Response	-0.08 (0.04)*	-0.12 (0.04)**	-0.05 (0.04)
Male	-0.66 (0.08)**	-0.27 (0.07)**	-0.1 (0.05)
Parental Education	0.07 (0.04)	0.29 (0.09)**	0.07 (0.03)*
Weeks since Schools Closed	-0.04 (0.06)	0.09 (0.07)	0.01 (0.06)
Internalizing*Government Confidence	-0.05 (0.03)	-0.01 (0.04)	0.05 (0.03)
Model Fit Statistics			
Chi Square (DOF), <i>p</i> -value	71.39 (60), <i>p</i> =0.15	71.16 (67), <i>p</i> =0.34	65.26 (66), <i>p</i> =0.5
RMSEA	0.04	0.02	0
CFI	0.93	0.95	1
SRMR	0.03	0.031	0.031

b=standardized coefficient. \**p* < .05, \*\**p* < .01.

Supplemental Table 3: Full Information Maximum Likelihood Multiple Group Path Analyses Estimating Moderation of Relations between Pre-Pandemic Adolescent Internalizing Problems and Maladaptive Behavior during the Pandemic by Gender

	Increase in Internalizing Problems	Increase in Externalizing Problems	Change in Substance Use
	b (SE)	b (SE)	b (SE)
<b>China</b>			
Intercept	0.16 (0.16)	-0.08 (0.18)	0.21 (0.14)
Externalizing Problems in Adolescence	-0.03 (0.05)	-0.01 (0.05)	0.01 (0.05)
Internalizing Problems in Adolescence	0.13 (0.05)*	0.09 (0.06)	-0.04 (0.04)
Risk-taking Tendencies in Adolescence	-0.11 (0.04)*	-0.02 (0.04)	0 (0.03)
Well-being in Adolescence	0.11 (0.04)**	-0.07 (0.04)	-0.06 (0.03)*
Confidence in Government's Pandemic Response	-0.06 (0.04)	-0.12 (0.04)**	-0.03 (0.04)
Male	-0.65 (0.08)**	-0.28 (0.07)**	-0.1 (0.05)
Parental Education	0.06 (0.04)	0.01 (0.04)	0.05 (0.03)
Weeks since Schools Closed	-0.04 (0.06)	0.08 (0.07)	0.03 (0.06)
Internalizing*Male	-0.06 (0.07)	-0.01 (0.08)	-0.06 (0.05)
<b>Colombia</b>			
Intercept	0.38 (0.13)**	0.17 (0.12)	0.23 (0.12)
Externalizing Problems in Adolescence	-0.03 (0.05)	-0.01 (0.05)	0.01 (0.05)
Internalizing Problems in Adolescence	0.13 (0.05)*	0.09 (0.06)	-0.04 (0.04)
Risk-taking Tendencies in Adolescence	-0.11 (0.04)*	-0.02 (0.04)	0 (0.03)
Well-being in Adolescence	0.11 (0.04)**	-0.07 (0.04)	-0.06 (0.03)*
Confidence in Government's Pandemic Response	-0.06 (0.04)	-0.12 (0.04)**	-0.03 (0.04)
Male	-0.65 (0.08)**	-0.28 (0.07)**	-0.1 (0.05)
Parental Education	0.06 (0.04)	0.01 (0.04)	0.05 (0.03)
Weeks since Schools Closed	-0.04 (0.06)	0.08 (0.07)	0.03 (0.06)
Internalizing*Male	-0.06 (0.07)	-0.01 (0.08)	-0.06 (0.05)
<b>Italy</b>			
Intercept	0.18 (0.08)*	0.27 (0.09)**	-0.16 (0.08)*
Externalizing Problems in Adolescence	-0.03 (0.05)	-0.01 (0.05)	-0.26 (0.13)*
Internalizing Problems in Adolescence	0.13 (0.05)*	0.09 (0.06)	0.28 (0.13)*
Risk-taking Tendencies in Adolescence	-0.11 (0.04)*	-0.02 (0.04)	0 (0.03)
Well-being in Adolescence	-0.2 (0.07)**	-0.07 (0.04)	-0.06 (0.03)*
Confidence in Government's Pandemic Response	-0.06 (0.04)	-0.12 (0.04)**	-0.03 (0.04)
Male	-0.65 (0.08)**	-0.28 (0.07)**	-0.1 (0.05)
Parental Education	0.06 (0.04)	0.01 (0.04)	0.05 (0.03)
Weeks since Schools Closed	-0.04 (0.06)	0.08 (0.07)	0.03 (0.06)
Internalizing*Male	-0.06 (0.07)	-0.01 (0.08)	-0.06 (0.05)
<b>Jordan</b>			
Intercept	0.09 (0.15)	0.32 (0.12)**	0.32 (0.07)**
Externalizing Problems in Adolescence	-0.03 (0.05)	-0.01 (0.05)	0.01 (0.05)
Internalizing Problems in Adolescence	0.13 (0.05)*	0.09 (0.06)	-0.04 (0.04)
Risk-taking Tendencies in Adolescence	-0.11 (0.04)*	-0.02 (0.04)	0 (0.03)
Well-being in Adolescence	0.11 (0.04)**	-0.07 (0.04)	-0.06 (0.03)*
Confidence in Government's Pandemic Response	-0.06 (0.04)	-0.12 (0.04)**	-0.03 (0.04)

Male	-0.19 (0.19)	-0.28 (0.07)**	-0.1 (0.05)
Parental Education	0.06 (0.04)	0.01 (0.04)	0.05 (0.03)
Weeks since Schools Closed	0.66 (0.23)**	0.08 (0.07)	0.03 (0.06)
Internalizing*Male	-0.06 (0.07)	-0.01 (0.08)	-0.06 (0.05)
Kenya			
Intercept	0.05 (0.18)	-0.19 (0.16)	-0.16 (0.18)
Externalizing Problems in Adolescence	-0.03 (0.05)	-0.01 (0.05)	0.01 (0.05)
Internalizing Problems in Adolescence	0.13 (0.05)*	0.09 (0.06)	-0.04 (0.04)
Risk-taking Tendencies in Adolescence	-0.11 (0.04)*	-0.02 (0.04)	0 (0.03)
Well-being in Adolescence	0.11 (0.04)**	-0.07 (0.04)	-0.06 (0.03)*
Confidence in Government's Pandemic Response	-0.06 (0.04)	-0.12 (0.04)**	-0.03 (0.04)
Male	0 (0.21)	-0.28 (0.07)**	-0.1 (0.05)
Parental Education	0.06 (0.04)	0.01 (0.04)	0.05 (0.03)
Weeks since Schools Closed	-0.04 (0.06)	0.08 (0.07)	0.03 (0.06)
Internalizing*Male	-0.06 (0.07)	-0.01 (0.08)	-0.06 (0.05)
Philippines			
Intercept	0.74 (0.12)**	0.09 (0.12)	-0.68 (0.18)**
Externalizing Problems in Adolescence	-0.03 (0.05)	-0.01 (0.05)	0.01 (0.05)
Internalizing Problems in Adolescence	0.13 (0.05)*	0.09 (0.06)	-0.04 (0.04)
Risk-taking Tendencies in Adolescence	-0.11 (0.04)*	-0.02 (0.04)	0 (0.03)
Well-being in Adolescence	0.11 (0.04)**	-0.07 (0.04)	-0.06 (0.03)*
Confidence in Government's Pandemic Response	-0.06 (0.04)	-0.37 (0.08)**	-0.03 (0.04)
Male	-0.65 (0.08)**	-0.28 (0.07)**	-0.1 (0.05)
Parental Education	0.06 (0.04)	0.01 (0.04)	0.05 (0.03)
Weeks since Schools Closed	-0.04 (0.06)	0.08 (0.07)	0.03 (0.06)
Internalizing*Male	-0.06 (0.07)	-0.01 (0.08)	-0.06 (0.05)
Sweden			
Intercept	0.12 (0.14)	0.23 (0.13)	0.11 (0.09)
Externalizing Problems in Adolescence	-0.03 (0.05)	-0.01 (0.05)	0.01 (0.05)
Internalizing Problems in Adolescence	0.13 (0.05)*	0.09 (0.06)	-0.04 (0.04)
Risk-taking Tendencies in Adolescence	0.23 (0.14)	-0.02 (0.04)	0 (0.03)
Well-being in Adolescence	0.11 (0.04)**	-0.07 (0.04)	-0.06 (0.03)*
Confidence in Government's Pandemic Response	-0.06 (0.04)	-0.12 (0.04)**	-0.03 (0.04)
Male	-0.65 (0.08)**	-0.28 (0.07)**	-0.1 (0.05)
Parental Education	0.06 (0.04)	0.01 (0.04)	0.05 (0.03)
Weeks since Schools Closed	-0.04 (0.06)	0.08 (0.07)	0.03 (0.06)
Internalizing*Male	-0.06 (0.07)	-0.01 (0.08)	-0.06 (0.05)
Thailand			
Intercept	-0.44 (0.15)**	1.52 (0.68)*	-0.06 (0.12)
Externalizing Problems in Adolescence	-0.03 (0.05)	-0.01 (0.05)	-0.76 (0.17)**
Internalizing Problems in Adolescence	0.13 (0.05)*	0.09 (0.06)	0.43 (0.08)**
Risk-taking Tendencies in Adolescence	-0.11 (0.04)*	-0.02 (0.04)	0 (0.03)
Well-being in Adolescence	0.11 (0.04)**	-0.07 (0.04)	-0.06 (0.03)*
Confidence in Government's Pandemic Response	-0.06 (0.04)	-0.12 (0.04)**	-0.03 (0.04)
Male	-0.2 (0.18)	-0.28 (0.07)**	-0.1 (0.05)
Parental Education	0.06 (0.04)	0.01 (0.04)	0.05 (0.03)
Weeks since Schools Closed	-0.04 (0.06)	1.99 (0.65)**	0.03 (0.06)
Internalizing*Male	-0.06 (0.07)	-0.01 (0.08)	-0.06 (0.05)



United States			
Intercept	0.41 (0.1)**	0.08 (0.1)	0.22 (0.11)*
Externalizing Problems in Adolescence	-0.03 (0.05)	-0.01 (0.05)	0.01 (0.05)
Internalizing Problems in Adolescence	0.13 (0.05)*	0.09 (0.06)	-0.04 (0.04)
Risk-taking Tendencies in Adolescence	0.25 (0.1)**	-0.02 (0.04)	0 (0.03)
Well-being in Adolescence	-0.27 (0.08)**	-0.3 (0.08)**	-0.06 (0.03)*
Confidence in Government's Pandemic Response	-0.06 (0.04)	-0.12 (0.04)**	-0.03 (0.04)
Male	-0.65 (0.08)**	-0.28 (0.07)**	-0.1 (0.05)
Parental Education	0.06 (0.04)	0.28 (0.09)**	0.22 (0.1)*
Weeks since Schools Closed	-0.04 (0.06)	0.08 (0.07)	0.03 (0.06)
Internalizing*Male	-0.06 (0.07)	-0.01 (0.08)	-0.06 (0.05)
Model Fit Statistics			
Chi Square (DOF), p-value	67.56 (64), p=0.36	72.08 (68), p=0.34	67.84 (67), p=0.45
RMSEA	0.02	0.02	0.01
CFI	0.97	0.95	0.98
SRMR	0.03	0.034	0.032

b=standardized coefficient. \* $p < .05$ , \*\* $p < .01$ .

Supplemental Table 4: Full Information Maximum Likelihood Multiple Group Path Analyses Estimating Moderation of Relations between Pre-Pandemic Adolescent Internalizing Problems and Maladaptive Behavior during the Pandemic by Parental Education

	Increase in Internalizing Problems	Increase in Externalizing Problems	Change in Substance Use
	b (SE)	b (SE)	b (SE)
<b>China</b>			
Intercept	0.15 (0.16)	-0.15 (0.18)	0.29 (0.13)*
Externalizing Problems in Adolescence	-0.03 (0.05)	-0.01 (0.05)	0.01 (0.05)
Internalizing Problems in Adolescence	0.11 (0.04)**	0.09 (0.05)	-0.06 (0.04)
Risk-taking Tendencies in Adolescence	-0.16 (0.05)**	-0.03 (0.04)	0.09 (0.08)
Well-being in Adolescence	0.11 (0.04)**	-0.08 (0.04)*	-0.06 (0.03)*
Confidence in Government's Pandemic Response	-0.07 (0.04)	-0.11 (0.04)**	-0.04 (0.04)
Male	-0.66 (0.08)**	-0.27 (0.07)**	-0.1 (0.05)
Parental Education	0.06 (0.04)	-0.01 (0.04)	0.07 (0.03)*
Weeks since Schools Closed	-0.04 (0.06)	0.1 (0.07)	0.02 (0.06)
Internalizing*Parental Education	0.01 (0.03)	0.03 (0.04)	-0.02 (0.03)
<b>Colombia</b>			
Intercept	0.4 (0.13)**	0.18 (0.12)	0.24 (0.12)
Externalizing Problems in Adolescence	-0.03 (0.05)	-0.01 (0.05)	0.01 (0.05)
Internalizing Problems in Adolescence	0.11 (0.04)**	0.09 (0.05)	-0.06 (0.04)
Risk-taking Tendencies in Adolescence	-0.16 (0.05)**	-0.03 (0.04)	-0.04 (0.03)
Well-being in Adolescence	0.11 (0.04)**	-0.08 (0.04)*	-0.06 (0.03)*
Confidence in Government's Pandemic Response	-0.07 (0.04)	-0.11 (0.04)**	-0.04 (0.04)
Male	-0.66 (0.08)**	-0.27 (0.07)**	-0.1 (0.05)
Parental Education	0.06 (0.04)	-0.01 (0.04)	0.07 (0.03)*
Weeks since Schools Closed	-0.04 (0.06)	0.1 (0.07)	0.02 (0.06)
Internalizing*Parental Education	0.01 (0.03)	0.03 (0.04)	-0.02 (0.03)
<b>Italy</b>			
Intercept	0.14 (0.08)	0.28 (0.09)**	-0.16 (0.08)*
Externalizing Problems in Adolescence	-0.03 (0.05)	-0.01 (0.05)	-0.25 (0.13)*
Internalizing Problems in Adolescence	0.11 (0.04)**	0.09 (0.05)	0.25 (0.12)*
Risk-taking Tendencies in Adolescence	0.03 (0.08)	-0.03 (0.04)	-0.04 (0.03)
Well-being in Adolescence	-0.21 (0.07)**	-0.08 (0.04)*	-0.06 (0.03)*
Confidence in Government's Pandemic Response	-0.07 (0.04)	-0.11 (0.04)**	-0.04 (0.04)
Male	-0.66 (0.08)**	-0.27 (0.07)**	-0.1 (0.05)
Parental Education	0.06 (0.04)	-0.01 (0.04)	0.07 (0.03)*
Weeks since Schools Closed	-0.04 (0.06)	0.1 (0.07)	0.02 (0.06)
Internalizing*Parental Education	0.01 (0.03)	0.03 (0.04)	-0.02 (0.03)
<b>Jordan</b>			
Intercept	0.02 (0.16)	0.31 (0.12)**	0.27 (0.07)**
Externalizing Problems in Adolescence	-0.03 (0.05)	-0.01 (0.05)	0.01 (0.05)
Internalizing Problems in Adolescence	0.11 (0.04)**	0.09 (0.05)	-0.06 (0.04)
Risk-taking Tendencies in Adolescence	-0.16 (0.05)**	-0.03 (0.04)	-0.04 (0.03)
Well-being in Adolescence	0.11 (0.04)**	-0.08 (0.04)*	-0.06 (0.03)*
Confidence in Government's Pandemic Response	-0.07 (0.04)	-0.11 (0.04)**	-0.04 (0.04)

Male	-0.16 (0.19)	-0.27 (0.07)**	-0.1 (0.05)
Parental Education	0.06 (0.04)	-0.01 (0.04)	0.07 (0.03)*
Weeks since Schools Closed	0.67 (0.23)**	0.1 (0.07)	0.02 (0.06)
Internalizing*Parental Education	0.01 (0.03)	0.03 (0.04)	-0.02 (0.03)
Kenya			
Intercept	0.01 (0.18)	-0.24 (0.16)	-0.14 (0.18)
Externalizing Problems in Adolescence	-0.03 (0.05)	-0.01 (0.05)	0.01 (0.05)
Internalizing Problems in Adolescence	0.11 (0.04)**	0.09 (0.05)	-0.06 (0.04)
Risk-taking Tendencies in Adolescence	-0.16 (0.05)**	-0.03 (0.04)	-0.04 (0.03)
Well-being in Adolescence	0.11 (0.04)**	-0.08 (0.04)*	-0.06 (0.03)*
Confidence in Government's Pandemic Response	-0.07 (0.04)	-0.11 (0.04)**	-0.04 (0.04)
Male	0.03 (0.21)	-0.27 (0.07)**	-0.1 (0.05)
Parental Education	0.06 (0.04)	-0.01 (0.04)	0.07 (0.03)*
Weeks since Schools Closed	-0.04 (0.06)	0.1 (0.07)	0.02 (0.06)
Internalizing*Parental Education	0.01 (0.03)	0.03 (0.04)	-0.02 (0.03)
Philippines			
Intercept	0.75 (0.12)**	-1.11 (0.48)*	-0.7 (0.18)**
Externalizing Problems in Adolescence	-0.03 (0.05)	-0.01 (0.05)	0.01 (0.05)
Internalizing Problems in Adolescence	0.11 (0.04)**	0.09 (0.05)	-0.06 (0.04)
Risk-taking Tendencies in Adolescence	-0.16 (0.05)**	-0.03 (0.04)	-0.04 (0.03)
Well-being in Adolescence	0.11 (0.04)**	-0.08 (0.04)*	-0.06 (0.03)*
Confidence in Government's Pandemic Response	-0.07 (0.04)	-0.39 (0.09)**	-0.04 (0.04)
Male	-0.66 (0.08)**	-0.27 (0.07)**	-0.1 (0.05)
Parental Education	0.06 (0.04)	-0.01 (0.04)	0.07 (0.03)*
Weeks since Schools Closed	-0.04 (0.06)	-1.53 (0.64)*	0.02 (0.06)
Internalizing*Parental Education	0.01 (0.03)	0.03 (0.04)	-0.02 (0.03)
Sweden			
Intercept	0.15 (0.14)	0.26 (0.13)	0.1 (0.09)
Externalizing Problems in Adolescence	-0.03 (0.05)	-0.01 (0.05)	0.01 (0.05)
Internalizing Problems in Adolescence	0.11 (0.04)**	0.09 (0.05)	-0.06 (0.04)
Risk-taking Tendencies in Adolescence	0.22 (0.15)	-0.03 (0.04)	-0.04 (0.03)
Well-being in Adolescence	0.11 (0.04)**	-0.08 (0.04)*	-0.06 (0.03)*
Confidence in Government's Pandemic Response	-0.07 (0.04)	-0.11 (0.04)**	-0.04 (0.04)
Male	-0.66 (0.08)**	-0.27 (0.07)**	-0.1 (0.05)
Parental Education	0.06 (0.04)	-0.01 (0.04)	0.07 (0.03)*
Weeks since Schools Closed	-0.04 (0.06)	0.1 (0.07)	0.02 (0.06)
Internalizing*Parental Education	0.01 (0.03)	0.03 (0.04)	-0.02 (0.03)
Thailand			
Intercept	-0.43 (0.15)**	-0.43 (0.12)**	-0.07 (0.12)
Externalizing Problems in Adolescence	-0.03 (0.05)	-0.01 (0.05)	-0.77 (0.17)**
Internalizing Problems in Adolescence	0.11 (0.04)**	0.09 (0.05)	0.41 (0.08)**
Risk-taking Tendencies in Adolescence	-0.16 (0.05)**	-0.03 (0.04)	-0.04 (0.03)
Well-being in Adolescence	0.11 (0.04)**	-0.08 (0.04)*	-0.06 (0.03)*
Confidence in Government's Pandemic Response	-0.07 (0.04)	-0.11 (0.04)**	-0.04 (0.04)
Male	-0.2 (0.18)	-0.27 (0.07)**	-0.1 (0.05)
Parental Education	0.06 (0.04)	-0.01 (0.04)	0.07 (0.03)*
Weeks since Schools Closed	-0.04 (0.06)	0.1 (0.07)	0.02 (0.06)
Internalizing*Parental Education	0.01 (0.03)	0.03 (0.04)	-0.02 (0.03)

United States			
Intercept	0.42 (0.1)**	0.1 (0.1)	0.26 (0.11)*
Externalizing Problems in Adolescence	-0.03 (0.05)	-0.01 (0.05)	0.01 (0.05)
Internalizing Problems in Adolescence	0.11 (0.04)**	0.09 (0.05)	-0.06 (0.04)
Risk-taking Tendencies in Adolescence	0.25 (0.1)**	-0.03 (0.04)	-0.04 (0.03)
Well-being in Adolescence	-0.27 (0.08)**	-0.29 (0.08)**	-0.06 (0.03)*
Confidence in Government's Pandemic Response	-0.07 (0.04)	-0.11 (0.04)**	-0.04 (0.04)
Male	-0.66 (0.08)**	-0.27 (0.07)**	-0.1 (0.05)
Parental Education	0.06 (0.04)	0.29 (0.09)**	0.07 (0.03)*
Weeks since Schools Closed	-0.04 (0.06)	0.1 (0.07)	0.02 (0.06)
Internalizing*Parental Education	0.01 (0.03)	0.03 (0.04)	-0.02 (0.03)
Model Fit Statistics			
Chi Square (DOF), p-value	66.79 (63), p=0.35	69.78 (68), p=0.42	67.07 (67), p=0.47
RMSEA	0.02	0.01	0
CFI	0.97	0.98	1
SRMR	0.03	0.033	0.032

b=standardized coefficient. \* $p < .05$ , \*\* $p < .01$ .

Supplemental Table 5: Full Information Maximum Likelihood Multiple Group Path Analyses Estimating Moderation of Relations between Pre-Pandemic Adolescent Externalizing Problems and Maladaptive Behavior during the Pandemic by Confidence in Government's Response

	Increase in Internalizing Problems	Increase in Externalizing Problems	Change in Substance Use
	b (SE)	b (SE)	b (SE)
<b>China</b>			
Intercept	0.17 (0.16)	-0.11 (0.18)	0.28 (0.13)*
Externalizing Problems in Adolescence	-0.03 (0.05)	-0.01 (0.05)	0.02 (0.04)
Internalizing Problems in Adolescence	0.11 (0.04)*	0.09 (0.05)	-0.05 (0.04)
Risk-taking Tendencies in Adolescence	-0.21 (0.05)**	-0.03 (0.04)	0.09 (0.08)
Well-being in Adolescence	0.11 (0.04)**	-0.07 (0.04)	-0.06 (0.03)*
Confidence in Government's Pandemic Response	-0.08 (0.04)*	-0.12 (0.04)**	-0.04 (0.04)
Male	-0.67 (0.08)**	-0.27 (0.07)**	-0.13 (0.06)*
Parental Education	0.06 (0.04)	0.01 (0.04)	0.05 (0.03)
Weeks since Schools Closed	-0.04 (0.06)	0.09 (0.07)	0.02 (0.06)
Externalizing*Government Confidence	0.02 (0.03)	-0.01 (0.03)	-0.07 (0.05)
<b>Colombia</b>			
Intercept	0.35 (0.14)**	0.17 (0.12)	0.23 (0.12)
Externalizing Problems in Adolescence	-0.03 (0.05)	-0.01 (0.05)	0.02 (0.04)
Internalizing Problems in Adolescence	0.11 (0.04)*	0.09 (0.05)	-0.05 (0.04)
Risk-taking Tendencies in Adolescence	0.06 (0.14)	-0.03 (0.04)	-0.03 (0.04)
Well-being in Adolescence	0.11 (0.04)**	-0.07 (0.04)	-0.06 (0.03)*
Confidence in Government's Pandemic Response	-0.08 (0.04)*	-0.12 (0.04)**	-0.04 (0.04)
Male	-0.67 (0.08)**	-0.27 (0.07)**	-0.13 (0.06)*
Parental Education	0.06 (0.04)	0.01 (0.04)	0.05 (0.03)
Weeks since Schools Closed	-0.04 (0.06)	0.09 (0.07)	0.02 (0.06)
Externalizing*Government Confidence	0.02 (0.03)	-0.01 (0.03)	0.21 (0.21)
<b>Italy</b>			
Intercept	0.14 (0.08)	0.27 (0.09)**	-0.15 (0.08)
Externalizing Problems in Adolescence	-0.03 (0.05)	-0.01 (0.05)	-0.3 (0.13)*
Internalizing Problems in Adolescence	0.11 (0.04)*	0.09 (0.05)	0.26 (0.13)*
Risk-taking Tendencies in Adolescence	0.04 (0.08)	-0.03 (0.04)	-0.03 (0.04)
Well-being in Adolescence	-0.21 (0.07)**	-0.07 (0.04)	-0.06 (0.03)*
Confidence in Government's Pandemic Response	-0.08 (0.04)*	-0.12 (0.04)**	-0.04 (0.04)
Male	-0.67 (0.08)**	-0.27 (0.07)**	-0.13 (0.06)*
Parental Education	0.06 (0.04)	0.01 (0.04)	0.05 (0.03)
Weeks since Schools Closed	-0.04 (0.06)	0.09 (0.07)	0.02 (0.06)
Externalizing*Government Confidence	0.02 (0.03)	-0.01 (0.03)	-0.07 (0.05)
<b>Jordan</b>			
Intercept	-0.04 (0.16)	0.32 (0.12)**	0.3 (0.07)**
Externalizing Problems in Adolescence	-0.03 (0.05)	-0.01 (0.05)	0.02 (0.04)
Internalizing Problems in Adolescence	0.11 (0.04)*	0.09 (0.05)	-0.05 (0.04)
Risk-taking Tendencies in Adolescence	-0.21 (0.05)**	-0.03 (0.04)	-0.03 (0.04)
Well-being in Adolescence	0.11 (0.04)**	-0.07 (0.04)	-0.06 (0.03)*
Confidence in Government's Pandemic Response	-0.08 (0.04)*	-0.12 (0.04)**	-0.04 (0.04)

Male	-0.11 (0.19)	-0.27 (0.07)**	-0.13 (0.06)*
Parental Education	0.06 (0.04)	0.01 (0.04)	0.05 (0.03)
Weeks since Schools Closed	0.69 (0.23)**	0.09 (0.07)	0.02 (0.06)
Externalizing*Government Confidence	0.02 (0.03)	-0.01 (0.03)	-0.07 (0.05)
Kenya			
Intercept	-7.31 (3.56)*	-0.22 (0.16)	-0.14 (0.18)
Externalizing Problems in Adolescence	-0.03 (0.05)	-0.01 (0.05)	0.02 (0.04)
Internalizing Problems in Adolescence	0.11 (0.04)*	0.09 (0.05)	-0.05 (0.04)
Risk-taking Tendencies in Adolescence	-0.21 (0.05)**	-0.03 (0.04)	-0.03 (0.04)
Well-being in Adolescence	0.11 (0.04)**	-0.07 (0.04)	-0.06 (0.03)*
Confidence in Government's Pandemic Response	-0.08 (0.04)*	-0.12 (0.04)**	-0.04 (0.04)
Male	-0.03 (0.21)	-0.27 (0.07)**	-0.13 (0.06)*
Parental Education	0.06 (0.04)	0.01 (0.04)	0.05 (0.03)
Weeks since Schools Closed	4.5 (2.22)*	0.09 (0.07)	0.02 (0.06)
Externalizing*Government Confidence	0.02 (0.03)	-0.01 (0.03)	-0.07 (0.05)
Philippines			
Intercept	0.75 (0.12)**	-1.11 (0.48)*	-0.67 (0.18)**
Externalizing Problems in Adolescence	-0.03 (0.05)	-0.01 (0.05)	0.02 (0.04)
Internalizing Problems in Adolescence	0.11 (0.04)*	0.09 (0.05)	-0.05 (0.04)
Risk-taking Tendencies in Adolescence	-0.21 (0.05)**	-0.03 (0.04)	-0.03 (0.04)
Well-being in Adolescence	0.11 (0.04)**	-0.07 (0.04)	-0.06 (0.03)*
Confidence in Government's Pandemic Response	-0.08 (0.04)*	-0.38 (0.08)**	-0.04 (0.04)
Male	-0.67 (0.08)**	-0.27 (0.07)**	-0.13 (0.06)*
Parental Education	0.06 (0.04)	0.01 (0.04)	0.05 (0.03)
Weeks since Schools Closed	-0.04 (0.06)	-1.53 (0.64)*	0.02 (0.06)
Externalizing*Government Confidence	0.02 (0.03)	-0.01 (0.03)	-0.07 (0.05)
Sweden			
Intercept	0.15 (0.13)	0.23 (0.13)	0.03 (0.1)
Externalizing Problems in Adolescence	-0.03 (0.05)	-0.01 (0.05)	0.02 (0.04)
Internalizing Problems in Adolescence	0.11 (0.04)*	0.09 (0.05)	-0.05 (0.04)
Risk-taking Tendencies in Adolescence	0.22 (0.15)	-0.03 (0.04)	-0.03 (0.04)
Well-being in Adolescence	0.11 (0.04)**	-0.07 (0.04)	-0.06 (0.03)*
Confidence in Government's Pandemic Response	-0.08 (0.04)*	-0.12 (0.04)**	-0.04 (0.04)
Male	-0.67 (0.08)**	-0.27 (0.07)**	0.14 (0.13)
Parental Education	0.06 (0.04)	0.01 (0.04)	0.05 (0.03)
Weeks since Schools Closed	-0.04 (0.06)	0.09 (0.07)	0.02 (0.06)
Externalizing*Government Confidence	0.02 (0.03)	-0.01 (0.03)	-0.07 (0.05)
Thailand			
Intercept	-0.42 (0.15)**	1.54 (0.68)*	-0.06 (0.12)
Externalizing Problems in Adolescence	-0.03 (0.05)	-0.01 (0.05)	-0.82 (0.18)**
Internalizing Problems in Adolescence	0.11 (0.04)*	0.09 (0.05)	0.41 (0.08)**
Risk-taking Tendencies in Adolescence	-0.21 (0.05)**	-0.03 (0.04)	-0.03 (0.04)
Well-being in Adolescence	0.11 (0.04)**	-0.07 (0.04)	-0.06 (0.03)*
Confidence in Government's Pandemic Response	-0.08 (0.04)*	-0.12 (0.04)**	-0.04 (0.04)
Male	-0.22 (0.18)	-0.27 (0.07)**	-0.13 (0.06)*
Parental Education	0.06 (0.04)	0.01 (0.04)	0.05 (0.03)
Weeks since Schools Closed	-0.04 (0.06)	2.01 (0.65)**	0.02 (0.06)
Externalizing*Government Confidence	0.02 (0.03)	-0.01 (0.03)	-0.07 (0.05)

United States			
Intercept	0.42 (0.1)**	0.09 (0.1)	0.23 (0.11)*
Externalizing Problems in Adolescence	-0.03 (0.05)	-0.01 (0.05)	0.02 (0.04)
Internalizing Problems in Adolescence	0.11 (0.04)*	0.09 (0.05)	-0.05 (0.04)
Risk-taking Tendencies in Adolescence	0.25 (0.1)*	-0.03 (0.04)	-0.03 (0.04)
Well-being in Adolescence	-0.27 (0.08)**	-0.29 (0.08)**	-0.06 (0.03)*
Confidence in Government's Pandemic Response	-0.08 (0.04)*	-0.12 (0.04)**	-0.04 (0.04)
Male	-0.67 (0.08)**	-0.27 (0.07)**	-0.13 (0.06)*
Parental Education	0.06 (0.04)	0.29 (0.09)**	0.24 (0.1)*
Weeks since Schools Closed	-0.04 (0.06)	0.09 (0.07)	0.02 (0.06)
Externalizing*Government Confidence	0.02 (0.03)	-0.01 (0.03)	-0.07 (0.05)
Model Fit Statistics			
Chi Square (DOF), p-value	68.31 (61), p=0.24	70.47 (67), p=0.36	67.71 (64), p=0.35
RMSEA	0.03	0.02	0.02
CFI	0.95	0.96	0.94
SRMR	0.03	0.03	0.03

b=standardized coefficient. \* $p < .05$ , \*\* $p < .01$ .

Supplemental Table 6: Full Information Maximum Likelihood Multiple Group Path Analyses Estimating Moderation of Relations between Pre-Pandemic Adolescent Externalizing Problems and Maladaptive Behavior during the Pandemic by Gender

	Increase in Internalizing Problems	Increase in Externalizing Problems	Change in Substance Use
	b (SE)	b (SE)	b (SE)
<b>China</b>			
Intercept	0.17 (0.16)	-0.1 (0.18)	0.27 (0.14)*
Externalizing Problems in Adolescence	0.02 (0.06)	0.03 (0.06)	-0.01 (0.08)
Internalizing Problems in Adolescence	0.1 (0.04)*	0.09 (0.05)	-0.05 (0.04)
Risk-taking Tendencies in Adolescence	-0.09 (0.04)*	-0.02 (0.04)	0.09 (0.08)
Well-being in Adolescence	0.12 (0.04)**	-0.07 (0.04)	-0.06 (0.03)*
Confidence in Government's Pandemic Response	-0.06 (0.04)	-0.12 (0.04)**	-0.03 (0.04)
Male	-0.66 (0.08)**	-0.28 (0.07)**	-0.12 (0.06)*
Parental Education	0.06 (0.04)	0.01 (0.04)	0.05 (0.03)
Weeks since Schools Closed	-0.04 (0.06)	0.08 (0.07)	0.02 (0.07)
Externalizing*Male	-0.08 (0.07)	-0.08 (0.07)	0.04 (0.07)
<b>Colombia</b>			
Intercept	0.37 (0.13)**	0.16 (0.12)	0.25 (0.12)*
Externalizing Problems in Adolescence	0.02 (0.06)	0.03 (0.06)	-0.01 (0.08)
Internalizing Problems in Adolescence	0.1 (0.04)*	0.09 (0.05)	-0.05 (0.04)
Risk-taking Tendencies in Adolescence	-0.09 (0.04)*	-0.02 (0.04)	-0.04 (0.03)
Well-being in Adolescence	0.12 (0.04)**	-0.07 (0.04)	-0.06 (0.03)*
Confidence in Government's Pandemic Response	-0.06 (0.04)	-0.12 (0.04)**	-0.03 (0.04)
Male	-0.66 (0.08)**	-0.28 (0.07)**	-0.12 (0.06)*
Parental Education	0.06 (0.04)	0.01 (0.04)	0.05 (0.03)
Weeks since Schools Closed	-0.04 (0.06)	0.08 (0.07)	0.02 (0.07)
Externalizing*Male	-0.08 (0.07)	-0.08 (0.07)	0.04 (0.07)
<b>Italy</b>			
Intercept	0.18 (0.08)*	0.28 (0.09)**	-0.14 (0.08)
Externalizing Problems in Adolescence	0.02 (0.06)	0.03 (0.06)	-0.27 (0.13)*
Internalizing Problems in Adolescence	0.1 (0.04)*	0.09 (0.05)	0.26 (0.13)*
Risk-taking Tendencies in Adolescence	-0.09 (0.04)*	-0.02 (0.04)	-0.04 (0.03)
Well-being in Adolescence	-0.2 (0.07)**	-0.07 (0.04)	-0.06 (0.03)*
Confidence in Government's Pandemic Response	-0.06 (0.04)	-0.12 (0.04)**	-0.03 (0.04)
Male	-0.66 (0.08)**	-0.28 (0.07)**	-0.12 (0.06)*
Parental Education	0.06 (0.04)	0.01 (0.04)	0.05 (0.03)
Weeks since Schools Closed	-0.04 (0.06)	0.08 (0.07)	0.02 (0.07)
Externalizing*Male	-0.08 (0.07)	-0.08 (0.07)	0.04 (0.07)
<b>Jordan</b>			
Intercept	0.11 (0.15)	0.33 (0.12)**	0.26 (0.07)**
Externalizing Problems in Adolescence	0.02 (0.06)	0.03 (0.06)	-0.01 (0.08)
Internalizing Problems in Adolescence	0.1 (0.04)*	0.09 (0.05)	-0.05 (0.04)
Risk-taking Tendencies in Adolescence	-0.09 (0.04)*	-0.02 (0.04)	-0.04 (0.03)
Well-being in Adolescence	0.12 (0.04)**	-0.07 (0.04)	-0.06 (0.03)*
Confidence in Government's Pandemic Response	-0.06 (0.04)	-0.12 (0.04)**	-0.03 (0.04)



Male	-0.16 (0.2)	-0.28 (0.07)**	-0.12 (0.06)*
Parental Education	0.06 (0.04)	0.01 (0.04)	0.05 (0.03)
Weeks since Schools Closed	0.67 (0.23)**	0.08 (0.07)	0.02 (0.07)
Externalizing*Male	-0.08 (0.07)	-0.08 (0.07)	0.04 (0.07)
Kenya			
Intercept	0.05 (0.18)	-0.2 (0.16)	-0.14 (0.18)
Externalizing Problems in Adolescence	0.02 (0.06)	0.03 (0.06)	-0.01 (0.08)
Internalizing Problems in Adolescence	0.1 (0.04)*	0.09 (0.05)	-0.05 (0.04)
Risk-taking Tendencies in Adolescence	-0.09 (0.04)*	-0.02 (0.04)	-0.04 (0.03)
Well-being in Adolescence	0.12 (0.04)**	-0.07 (0.04)	-0.06 (0.03)*
Confidence in Government's Pandemic Response	-0.06 (0.04)	-0.12 (0.04)**	-0.03 (0.04)
Male	-0.04 (0.22)	-0.28 (0.07)**	-0.12 (0.06)*
Parental Education	0.06 (0.04)	0.01 (0.04)	0.05 (0.03)
Weeks since Schools Closed	-0.04 (0.06)	0.08 (0.07)	0.02 (0.07)
Externalizing*Male	-0.08 (0.07)	-0.08 (0.07)	0.04 (0.07)
Philippines			
Intercept	0.74 (0.12)**	0.1 (0.12)	-0.67 (0.18)**
Externalizing Problems in Adolescence	0.02 (0.06)	0.03 (0.06)	-0.01 (0.08)
Internalizing Problems in Adolescence	0.1 (0.04)*	0.09 (0.05)	-0.05 (0.04)
Risk-taking Tendencies in Adolescence	-0.09 (0.04)*	-0.02 (0.04)	-0.04 (0.03)
Well-being in Adolescence	0.12 (0.04)**	-0.07 (0.04)	-0.06 (0.03)*
Confidence in Government's Pandemic Response	-0.06 (0.04)	-0.36 (0.08)**	-0.03 (0.04)
Male	-0.66 (0.08)**	-0.28 (0.07)**	-0.12 (0.06)*
Parental Education	0.06 (0.04)	0.01 (0.04)	0.05 (0.03)
Weeks since Schools Closed	-0.04 (0.06)	0.08 (0.07)	0.02 (0.07)
Externalizing*Male	-0.08 (0.07)	-0.08 (0.07)	0.04 (0.07)
Sweden			
Intercept	0.38 (0.15)*	0.23 (0.13)	0.06 (0.09)
Externalizing Problems in Adolescence	0.02 (0.06)	0.03 (0.06)	-0.01 (0.08)
Internalizing Problems in Adolescence	0.43 (0.15)**	0.09 (0.05)	-0.05 (0.04)
Risk-taking Tendencies in Adolescence	-0.09 (0.04)*	-0.02 (0.04)	-0.04 (0.03)
Well-being in Adolescence	0.12 (0.04)**	-0.07 (0.04)	-0.06 (0.03)*
Confidence in Government's Pandemic Response	-0.06 (0.04)	-0.12 (0.04)**	-0.03 (0.04)
Male	-0.66 (0.08)**	-0.28 (0.07)**	-0.12 (0.06)*
Parental Education	0.06 (0.04)	0.01 (0.04)	0.05 (0.03)
Weeks since Schools Closed	-0.04 (0.06)	0.08 (0.07)	0.02 (0.07)
Externalizing*Male	-0.08 (0.07)	-0.08 (0.07)	-0.26 (0.14)
Thailand			
Intercept	-0.43 (0.15)**	1.52 (0.68)*	-0.05 (0.12)
Externalizing Problems in Adolescence	0.02 (0.06)	0.03 (0.06)	-0.78 (0.17)**
Internalizing Problems in Adolescence	0.1 (0.04)*	0.09 (0.05)	0.41 (0.08)**
Risk-taking Tendencies in Adolescence	-0.09 (0.04)*	-0.02 (0.04)	-0.04 (0.03)
Well-being in Adolescence	0.12 (0.04)**	-0.07 (0.04)	-0.06 (0.03)*
Confidence in Government's Pandemic Response	-0.06 (0.04)	-0.12 (0.04)**	-0.03 (0.04)
Male	-0.2 (0.18)	-0.28 (0.07)**	-0.12 (0.06)*
Parental Education	0.06 (0.04)	0.01 (0.04)	0.05 (0.03)
Weeks since Schools Closed	-0.04 (0.06)	1.98 (0.65)**	0.02 (0.07)
Externalizing*Male	-0.08 (0.07)	-0.08 (0.07)	0.04 (0.07)

United States			
Intercept	0.42 (0.09)**	0.08 (0.1)	0.24 (0.11)*
Externalizing Problems in Adolescence	0.02 (0.06)	0.03 (0.06)	-0.01 (0.08)
Internalizing Problems in Adolescence	0.1 (0.04)*	0.09 (0.05)	-0.05 (0.04)
Risk-taking Tendencies in Adolescence	0.25 (0.1)**	-0.02 (0.04)	-0.04 (0.03)
Well-being in Adolescence	-0.28 (0.08)**	-0.3 (0.08)**	-0.06 (0.03)*
Confidence in Government's Pandemic Response	-0.06 (0.04)	-0.12 (0.04)**	-0.03 (0.04)
Male	-0.66 (0.08)**	-0.28 (0.07)**	-0.12 (0.06)*
Parental Education	0.06 (0.04)	0.29 (0.09)**	0.23 (0.1)*
Weeks since Schools Closed	-0.04 (0.06)	0.08 (0.07)	0.02 (0.07)
Externalizing*Male	-0.08 (0.07)	-0.08 (0.07)	0.04 (0.07)
Model Fit Statistics			
Chi Square (DOF), p-value	70.73 (64), p=0.26	66.91 (68), p=0.51	67.3 (65), p=0.4
RMSEA	0.03	0	0.02
CFI	0.95	1	0.96
SRMR	0.04	0.034	0.029

b=standardized coefficient. \* $p < .05$ , \*\* $p < .01$ .

Supplemental Table 7: Full Information Maximum Likelihood Multiple Group Path Analyses Estimating Moderation of Relations between Pre-Pandemic Adolescent Externalizing Problems and Maladaptive Behavior during the Pandemic by Parental Education

	Increase in Internalizing Problems	Increase in Externalizing Problems	Change in Substance Use
	b (SE)	b (SE)	b (SE)
<b>China</b>			
Intercept	0.16 (0.16)	-0.12 (0.18)	0.32 (0.14)*
Externalizing Problems in Adolescence	-0.03 (0.05)	0 (0.05)	0.01 (0.05)
Internalizing Problems in Adolescence	0.11 (0.04)*	0.09 (0.05)	-0.06 (0.04)
Risk-taking Tendencies in Adolescence	-0.11 (0.04)*	-0.03 (0.04)	0 (0.03)
Well-being in Adolescence	0.11 (0.04)**	-0.07 (0.04)	-0.06 (0.03)*
Confidence in Government's Pandemic Response	-0.07 (0.04)	-0.12 (0.04)**	-0.03 (0.04)
Male	-0.64 (0.08)**	-0.27 (0.07)**	-0.09 (0.05)
Parental Education	0.05 (0.04)	0.01 (0.04)	0.11 (0.04)**
Weeks since Schools Closed	-0.04 (0.06)	0.09 (0.07)	-0.01 (0.06)
Externalizing*Parental Education	-0.09 (0.04)*	0.05 (0.03)	0.05 (0.04)
<b>Colombia</b>			
Intercept	0.32 (0.13)*	0.19 (0.12)	0.18 (0.11)
Externalizing Problems in Adolescence	-0.03 (0.05)	0 (0.05)	0.01 (0.05)
Internalizing Problems in Adolescence	0.11 (0.04)*	0.09 (0.05)	-0.06 (0.04)
Risk-taking Tendencies in Adolescence	-0.11 (0.04)*	-0.03 (0.04)	0 (0.03)
Well-being in Adolescence	0.11 (0.04)**	-0.07 (0.04)	-0.06 (0.03)*
Confidence in Government's Pandemic Response	-0.07 (0.04)	-0.12 (0.04)**	-0.03 (0.04)
Male	-0.64 (0.08)**	-0.27 (0.07)**	-0.09 (0.05)
Parental Education	0.05 (0.04)	0.01 (0.04)	0.11 (0.04)**
Weeks since Schools Closed	-0.04 (0.06)	0.09 (0.07)	-0.01 (0.06)
Externalizing*Parental Education	-0.09 (0.04)*	0.05 (0.03)	-0.15 (0.10)
<b>Italy</b>			
Intercept	0.19 (0.08)*	0.29 (0.09)**	-0.16 (0.07)*
Externalizing Problems in Adolescence	-0.03 (0.05)	0 (0.05)	-0.25 (0.13)*
Internalizing Problems in Adolescence	0.11 (0.04)*	0.09 (0.05)	0.24 (0.12)
Risk-taking Tendencies in Adolescence	-0.11 (0.04)*	-0.03 (0.04)	0 (0.03)
Well-being in Adolescence	-0.21 (0.07)**	-0.07 (0.04)	-0.06 (0.03)*
Confidence in Government's Pandemic Response	-0.07 (0.04)	-0.12 (0.04)**	-0.03 (0.04)
Male	-0.64 (0.08)**	-0.27 (0.07)**	-0.09 (0.05)
Parental Education	0.05 (0.04)	0.01 (0.04)	-0.07 (0.07)
Weeks since Schools Closed	-0.04 (0.06)	0.09 (0.07)	-0.01 (0.06)
Externalizing*Parental Education	0.06 (0.04)	0.05 (0.03)	0.05 (0.04)
<b>Jordan</b>			
Intercept	0.1 (0.15)	0.31 (0.12)**	0.3 (0.07)**
Externalizing Problems in Adolescence	-0.03 (0.05)	0 (0.05)	0.01 (0.05)
Internalizing Problems in Adolescence	0.11 (0.04)*	0.09 (0.05)	-0.06 (0.04)
Risk-taking Tendencies in Adolescence	-0.11 (0.04)*	-0.03 (0.04)	0 (0.03)
Well-being in Adolescence	0.11 (0.04)**	-0.07 (0.04)	-0.06 (0.03)*

Confidence in Government's Pandemic Response	-0.07 (0.04)	-0.12 (0.04)**	-0.03 (0.04)
Male	-0.22 (0.19)	-0.27 (0.07)**	-0.09 (0.05)
Parental Education	0.05 (0.04)	0.01 (0.04)	0.11 (0.04)**
Weeks since Schools Closed	0.68 (0.22)**	0.09 (0.07)	-0.01 (0.06)
Externalizing*Parental Education	-0.09 (0.04)*	0.05 (0.03)	0.05 (0.04)
Kenya			
Intercept	0.04 (0.18)	-0.22 (0.16)	-0.09 (0.18)
Externalizing Problems in Adolescence	-0.03 (0.05)	0 (0.05)	0.01 (0.05)
Internalizing Problems in Adolescence	0.11 (0.04)*	0.09 (0.05)	-0.06 (0.04)
Risk-taking Tendencies in Adolescence	-0.11 (0.04)*	-0.03 (0.04)	0 (0.03)
Well-being in Adolescence	0.11 (0.04)**	-0.07 (0.04)	-0.06 (0.03)*
Confidence in Government's Pandemic Response	-0.07 (0.04)	-0.12 (0.04)**	-0.03 (0.04)
Male	0.04 (0.21)	-0.27 (0.07)**	-0.09 (0.05)
Parental Education	0.05 (0.04)	0.01 (0.04)	0.11 (0.04)**
Weeks since Schools Closed	-0.04 (0.06)	0.09 (0.07)	-0.01 (0.06)
Externalizing*Parental Education	-0.09 (0.04)*	0.05 (0.03)	0.05 (0.04)
Philippines			
Intercept	0.75 (0.12)**	-1.09 (0.48)*	-0.73 (0.18)**
Externalizing Problems in Adolescence	-0.03 (0.05)	0 (0.05)	0.01 (0.05)
Internalizing Problems in Adolescence	0.11 (0.04)*	0.09 (0.05)	-0.06 (0.04)
Risk-taking Tendencies in Adolescence	-0.11 (0.04)*	-0.03 (0.04)	0 (0.03)
Well-being in Adolescence	0.11 (0.04)**	-0.07 (0.04)	-0.06 (0.03)*
Confidence in Government's Pandemic Response	-0.07 (0.04)	-0.38 (0.08)**	-0.03 (0.04)
Male	-0.64 (0.08)**	-0.27 (0.07)**	-0.09 (0.05)
Parental Education	0.05 (0.04)	0.01 (0.04)	0.11 (0.04)**
Weeks since Schools Closed	-0.04 (0.06)	-1.49 (0.64)*	-0.01 (0.06)
Externalizing*Parental Education	-0.09 (0.04)*	0.05 (0.03)	0.05 (0.04)
Sweden			
Intercept	0.1 (0.13)	0.26 (0.13)	0.06 (0.09)
Externalizing Problems in Adolescence	-0.03 (0.05)	0 (0.05)	0.01 (0.05)
Internalizing Problems in Adolescence	0.11 (0.04)*	0.09 (0.05)	-0.06 (0.04)
Risk-taking Tendencies in Adolescence	0.24 (0.15)	-0.03 (0.04)	0 (0.03)
Well-being in Adolescence	0.11 (0.04)**	-0.07 (0.04)	-0.06 (0.03)*
Confidence in Government's Pandemic Response	-0.07 (0.04)	-0.12 (0.04)**	-0.03 (0.04)
Male	-0.64 (0.08)**	-0.27 (0.07)**	-0.09 (0.05)
Parental Education	0.05 (0.04)	0.01 (0.04)	0.11 (0.04)**
Weeks since Schools Closed	-0.04 (0.06)	0.09 (0.07)	-0.01 (0.06)
Externalizing*Parental Education	-0.09 (0.04)*	0.05 (0.03)	0.05 (0.04)
Thailand			
Intercept	-0.43 (0.15)**	1.39 (0.69)*	-0.1 (0.12)
Externalizing Problems in Adolescence	-0.03 (0.05)	0 (0.05)	-0.76 (0.18)**
Internalizing Problems in Adolescence	0.11 (0.04)*	0.09 (0.05)	0.41 (0.08)**
Risk-taking Tendencies in Adolescence	-0.11 (0.04)*	-0.03 (0.04)	0 (0.03)
Well-being in Adolescence	0.11 (0.04)**	-0.07 (0.04)	-0.06 (0.03)*
Confidence in Government's Pandemic Response	-0.07 (0.04)	-0.12 (0.04)**	-0.03 (0.04)
Male	-0.2 (0.18)	-0.27 (0.07)**	-0.09 (0.05)
Parental Education	0.05 (0.04)	0.01 (0.04)	0.11 (0.04)**
Weeks since Schools Closed	-0.04 (0.06)	1.86 (0.66)**	-0.01 (0.06)

Externalizing*Parental Education	-0.09 (0.04)*	0.05 (0.03)	0.05 (0.04)
United States			
Intercept	0.41 (0.1)**	0.1 (0.1)	0.24 (0.11)*
Externalizing Problems in Adolescence	-0.03 (0.05)	0 (0.05)	0.01 (0.05)
Internalizing Problems in Adolescence	0.11 (0.04)*	0.09 (0.05)	-0.06 (0.04)
Risk-taking Tendencies in Adolescence	0.25 (0.1)*	-0.03 (0.04)	0 (0.03)
Well-being in Adolescence	-0.28 (0.08)**	-0.29 (0.07)**	-0.06 (0.03)*
Confidence in Government's Pandemic Response	-0.07 (0.04)	-0.12 (0.04)**	-0.03 (0.04)
Male	-0.64 (0.08)**	-0.27 (0.07)**	-0.09 (0.05)
Parental Education	0.05 (0.04)	0.3 (0.09)**	0.11 (0.04)**
Weeks since Schools Closed	-0.04 (0.06)	0.09 (0.07)	-0.01 (0.06)
Externalizing*Parental Education	-0.09 (0.04)*	0.05 (0.03)	0.05 (0.04)
Model Fit Statistics			
Chi Square (DOF), p-value	66.98 (63), p=0.34	69.18 (67), p=0.40	66.16 (66), p=0.47
RMSEA	0.02	0.02	0
CFI	0.97	0.97	1
SRMR	0.03	0.032	0.032

b=standardized coefficient. \* $p < .05$ , \*\* $p < .01$ .

Supplemental Table 8: Full Information Maximum Likelihood Multiple Group Path Analyses Estimating Moderation of Relations between Pre-Pandemic Adolescent Risk-taking Tendencies and Maladaptive Behavior during the Pandemic by Confidence in Government's Response

	Increase in Internalizing Problems	Increase in Externalizing Problems	Change in Substance Use
	b (SE)	b (SE)	b (SE)
<b>China</b>			
Intercept	0.2 (0.16)	-0.1 (0.18)	0.15 (0.15)
Externalizing Problems in Adolescence	0.02 (0.05)	-0.01 (0.05)	0 (0.05)
Internalizing Problems in Adolescence	0.12 (0.04)**	0.09 (0.05)	-0.06 (0.04)
Risk-taking Tendencies in Adolescence	-0.15 (0.05)**	-0.04 (0.04)	0.38 (0.37)
Well-being in Adolescence	0.11 (0.04)**	-0.07 (0.04)	-0.06 (0.03)*
Confidence in Government's Pandemic Response	-0.11 (0.04)**	-0.13 (0.04)**	0.08 (0.08)
Male	-0.66 (0.08)**	-0.27 (0.07)**	-0.11 (0.05)*
Parental Education	0.05 (0.04)	0.01 (0.04)	0.05 (0.03)
Weeks since Schools Closed	-0.04 (0.06)	0.08 (0.07)	0.03 (0.06)
Risk-taking*Government Confidence	0.01 (0.04)	-0.03 (0.03)	-0.25 (0.26)
<b>Colombia</b>			
Intercept	0.35 (0.13)**	0.17 (0.12)	0.24 (0.12)
Externalizing Problems in Adolescence	0.02 (0.05)	-0.01 (0.05)	0 (0.05)
Internalizing Problems in Adolescence	0.12 (0.04)**	0.09 (0.05)	-0.06 (0.04)
Risk-taking Tendencies in Adolescence	-0.15 (0.05)**	-0.04 (0.04)	-0.05 (0.03)
Well-being in Adolescence	0.11 (0.04)**	-0.07 (0.04)	-0.06 (0.03)*
Confidence in Government's Pandemic Response	-0.11 (0.04)**	-0.13 (0.04)**	-0.05 (0.04)
Male	-0.66 (0.08)**	-0.27 (0.07)**	-0.11 (0.05)*
Parental Education	0.05 (0.04)	0.01 (0.04)	0.05 (0.03)
Weeks since Schools Closed	-0.04 (0.06)	0.08 (0.07)	0.03 (0.06)
Risk-taking*Government Confidence	0.01 (0.04)	-0.03 (0.03)	0.02 (0.04)
<b>Italy</b>			
Intercept	0.16 (0.08)	0.28 (0.09)**	-0.14 (0.08)
Externalizing Problems in Adolescence	-0.16 (0.08)	-0.01 (0.05)	-0.26 (0.13)*
Internalizing Problems in Adolescence	0.12 (0.04)**	0.09 (0.05)	0.25 (0.13)*
Risk-taking Tendencies in Adolescence	0.04 (0.08)	-0.04 (0.04)	-0.05 (0.03)
Well-being in Adolescence	-0.22 (0.07)**	-0.07 (0.04)	-0.06 (0.03)*
Confidence in Government's Pandemic Response	-0.11 (0.04)**	-0.13 (0.04)**	-0.05 (0.04)
Male	-0.66 (0.08)**	-0.27 (0.07)**	-0.11 (0.05)*
Parental Education	0.05 (0.04)	0.01 (0.04)	0.05 (0.03)
Weeks since Schools Closed	-0.04 (0.06)	0.08 (0.07)	0.03 (0.06)
Risk-taking*Government Confidence	0.01 (0.04)	-0.03 (0.03)	0.02 (0.04)
<b>Jordan</b>			
Intercept	-0.15 (0.17)	0.28 (0.12)*	0.3 (0.07)**
Externalizing Problems in Adolescence	0.02 (0.05)	-0.01 (0.05)	0 (0.05)
Internalizing Problems in Adolescence	0.12 (0.04)**	0.09 (0.05)	-0.06 (0.04)
Risk-taking Tendencies in Adolescence	-0.15 (0.05)**	-0.04 (0.04)	-0.05 (0.03)
Well-being in Adolescence	0.11 (0.04)**	-0.07 (0.04)	-0.06 (0.03)*
Confidence in Government's Pandemic Response	-0.11 (0.04)**	-0.13 (0.04)**	-0.05 (0.04)

Male	-0.07 (0.2)	-0.27 (0.07)**	-0.11 (0.05)*
Parental Education	0.05 (0.04)	0.01 (0.04)	0.05 (0.03)
Weeks since Schools Closed	0.78 (0.22)**	0.08 (0.07)	0.03 (0.06)
Risk-taking*Government Confidence	-0.21 (0.08)*	-0.03 (0.03)	0.02 (0.04)
Kenya			
Intercept	0.06 (0.18)	-0.2 (0.16)	-0.16 (0.18)
Externalizing Problems in Adolescence	0.02 (0.05)	-0.01 (0.05)	0 (0.05)
Internalizing Problems in Adolescence	0.12 (0.04)**	0.09 (0.05)	-0.06 (0.04)
Risk-taking Tendencies in Adolescence	-0.15 (0.05)**	-0.04 (0.04)	-0.05 (0.03)
Well-being in Adolescence	0.11 (0.04)**	-0.07 (0.04)	-0.06 (0.03)*
Confidence in Government's Pandemic Response	-0.11 (0.04)**	-0.13 (0.04)**	-0.05 (0.04)
Male	0.01 (0.2)	-0.27 (0.07)**	-0.11 (0.05)*
Parental Education	0.05 (0.04)	0.01 (0.04)	0.05 (0.03)
Weeks since Schools Closed	-0.04 (0.06)	0.08 (0.07)	0.03 (0.06)
Risk-taking*Government Confidence	0.01 (0.04)	-0.03 (0.03)	0.02 (0.04)
Philippines			
Intercept	0.73 (0.12)**	-1.11 (0.49)*	-0.68 (0.18)**
Externalizing Problems in Adolescence	0.02 (0.05)	-0.01 (0.05)	0 (0.05)
Internalizing Problems in Adolescence	0.12 (0.04)**	0.09 (0.05)	-0.06 (0.04)
Risk-taking Tendencies in Adolescence	-0.15 (0.05)**	-0.04 (0.04)	-0.05 (0.03)
Well-being in Adolescence	0.11 (0.04)**	-0.07 (0.04)	-0.06 (0.03)*
Confidence in Government's Pandemic Response	-0.11 (0.04)**	-0.38 (0.09)**	-0.05 (0.04)
Male	-0.66 (0.08)**	-0.27 (0.07)**	-0.11 (0.05)*
Parental Education	0.05 (0.04)	0.01 (0.04)	0.05 (0.03)
Weeks since Schools Closed	-0.04 (0.06)	-1.51 (0.65)*	0.03 (0.06)
Risk-taking*Government Confidence	0.01 (0.04)	-0.03 (0.03)	0.02 (0.04)
Sweden			
Intercept	0.28 (0.13)*	0.22 (0.13)	0.14 (0.09)
Externalizing Problems in Adolescence	0.02 (0.05)	-0.01 (0.05)	0 (0.05)
Internalizing Problems in Adolescence	0.12 (0.04)**	0.09 (0.05)	-0.06 (0.04)
Risk-taking Tendencies in Adolescence	-0.15 (0.05)**	-0.04 (0.04)	-0.05 (0.03)
Well-being in Adolescence	0.11 (0.04)**	-0.07 (0.04)	-0.06 (0.03)*
Confidence in Government's Pandemic Response	-0.11 (0.04)**	-0.13 (0.04)**	-0.05 (0.04)
Male	-0.66 (0.08)**	-0.27 (0.07)**	-0.11 (0.05)*
Parental Education	0.05 (0.04)	0.01 (0.04)	0.05 (0.03)
Weeks since Schools Closed	-0.04 (0.06)	0.08 (0.07)	0.03 (0.06)
Risk-taking*Government Confidence	0.39 (0.16)*	0.39 (0.17)*	0.02 (0.04)
Thailand			
Intercept	-0.44 (0.15)**	1.53 (0.68)*	-0.05 (0.12)
Externalizing Problems in Adolescence	0.02 (0.05)	-0.01 (0.05)	-0.77 (0.17)**
Internalizing Problems in Adolescence	0.12 (0.04)**	0.09 (0.05)	0.41 (0.08)**
Risk-taking Tendencies in Adolescence	-0.15 (0.05)**	-0.04 (0.04)	-0.05 (0.03)
Well-being in Adolescence	0.11 (0.04)**	-0.07 (0.04)	-0.06 (0.03)*
Confidence in Government's Pandemic Response	-0.11 (0.04)**	-0.13 (0.04)**	-0.05 (0.04)
Male	-0.19 (0.18)	-0.27 (0.07)**	-0.11 (0.05)*
Parental Education	0.05 (0.04)	0.01 (0.04)	0.05 (0.03)
Weeks since Schools Closed	-0.04 (0.06)	2.01 (0.65)**	0.03 (0.06)
Risk-taking*Government Confidence	0.01 (0.04)	-0.03 (0.03)	0.02 (0.04)

United States			
Intercept	0.41 (0.1)**	0.09 (0.1)	0.23 (0.11)*
Externalizing Problems in Adolescence	0.02 (0.05)	-0.01 (0.05)	0 (0.05)
Internalizing Problems in Adolescence	0.12 (0.04)**	0.09 (0.05)	-0.06 (0.04)
Risk-taking Tendencies in Adolescence	0.27 (0.1)**	-0.04 (0.04)	-0.05 (0.03)
Well-being in Adolescence	-0.27 (0.08)**	-0.3 (0.08)**	-0.06 (0.03)*
Confidence in Government's Pandemic Response	-0.11 (0.04)**	-0.13 (0.04)**	-0.05 (0.04)
Male	-0.66 (0.08)**	-0.27 (0.07)**	-0.11 (0.05)*
Parental Education	0.05 (0.04)	0.29 (0.09)**	0.23 (0.09)*
Weeks since Schools Closed	-0.04 (0.06)	0.08 (0.07)	0.03 (0.06)
Risk-taking*Government Confidence	0.01 (0.04)	-0.03 (0.03)	0.02 (0.04)
Model Fit Statistics			
Chi Square (DOF), <i>p</i> -value	65.41 (61), <i>p</i> =0.33	70.7 (66), <i>p</i> =0.32	64.73 (64), <i>p</i> =0.45
RMSEA	0.02	0.02	0.01
CFI	0.97	0.95	0.99
SRMR	0.03	0.031	0.03

b=standardized coefficient. \**p* < .05, \*\**p* < .01.



Supplemental Table 9: Full Information Maximum Likelihood Multiple Group Path Analyses Estimating Moderation of Relations between Pre-Pandemic Adolescent Risk-taking Tendencies and Maladaptive Behavior during the Pandemic by Gender

	Increase in Internalizing Problems	Increase in Externalizing Problems	Change in Substance Use
	b (SE)	b (SE)	b (SE)
<b>China</b>			
Intercept	0.18 (0.16)	-0.06 (0.18)	0.26 (0.13)*
Externalizing Problems in Adolescence	0.01 (0.05)	-0.02 (0.05)	0 (0.05)
Internalizing Problems in Adolescence	0.12 (0.04)**	0.09 (0.05)	-0.06 (0.04)
Risk-taking Tendencies in Adolescence	-0.01 (0.06)	0.07 (0.05)	-0.01 (0.03)
Well-being in Adolescence	0.11 (0.04)**	-0.07 (0.04)	-0.06 (0.03)*
Confidence in Government's Pandemic Response	-0.08 (0.04)*	-0.12 (0.04)**	-0.04 (0.04)
Male	-0.62 (0.07)**	-0.28 (0.07)**	-0.09 (0.05)
Parental Education	0.05 (0.04)	0.01 (0.04)	0.07 (0.03)*
Weeks since Schools Closed	-0.04 (0.06)	0.07 (0.07)	0.02 (0.06)
Risk-taking*Male	-0.11 (0.07)	-0.2 (0.07)**	0.18 (0.17)
<b>Colombia</b>			
Intercept	0.34 (0.13)**	0.2 (0.12)	0.26 (0.12)*
Externalizing Problems in Adolescence	0.01 (0.05)	-0.02 (0.05)	0 (0.05)
Internalizing Problems in Adolescence	0.12 (0.04)**	0.09 (0.05)	-0.06 (0.04)
Risk-taking Tendencies in Adolescence	-0.01 (0.06)	0.07 (0.05)	-0.01 (0.03)
Well-being in Adolescence	0.11 (0.04)**	-0.07 (0.04)	-0.06 (0.03)*
Confidence in Government's Pandemic Response	-0.08 (0.04)*	-0.12 (0.04)**	-0.04 (0.04)
Male	-0.62 (0.07)**	-0.28 (0.07)**	-0.09 (0.05)
Parental Education	0.05 (0.04)	0.01 (0.04)	0.07 (0.03)*
Weeks since Schools Closed	-0.04 (0.06)	0.07 (0.07)	0.02 (0.06)
Risk-taking*Male	-0.11 (0.07)	-0.2 (0.07)**	-0.08 (0.05)
<b>Italy</b>			
Intercept	0.18 (0.08)*	0.29 (0.09)**	-0.15 (0.08)
Externalizing Problems in Adolescence	-0.16 (0.08)	-0.02 (0.05)	-0.26 (0.13)*
Internalizing Problems in Adolescence	0.12 (0.04)**	0.09 (0.05)	0.26 (0.13)*
Risk-taking Tendencies in Adolescence	-0.01 (0.06)	0.07 (0.05)	-0.01 (0.03)
Well-being in Adolescence	-0.22 (0.07)**	-0.07 (0.04)	-0.06 (0.03)*
Confidence in Government's Pandemic Response	-0.08 (0.04)*	-0.12 (0.04)**	-0.04 (0.04)
Male	-0.62 (0.07)**	-0.28 (0.07)**	-0.09 (0.05)
Parental Education	0.05 (0.04)	0.01 (0.04)	0.07 (0.03)*
Weeks since Schools Closed	-0.04 (0.06)	0.07 (0.07)	0.02 (0.06)
Risk-taking*Male	-0.11 (0.07)	-0.2 (0.07)**	-0.08 (0.05)
<b>Jordan</b>			
Intercept	0.3 (0.12)*	0.38 (0.12)**	0.29 (0.07)**
Externalizing Problems in Adolescence	0.01 (0.05)	-0.02 (0.05)	0 (0.05)
Internalizing Problems in Adolescence	0.12 (0.04)**	0.09 (0.05)	-0.06 (0.04)
Risk-taking Tendencies in Adolescence	-0.01 (0.06)	0.07 (0.05)	-0.01 (0.03)
Well-being in Adolescence	0.11 (0.04)**	-0.07 (0.04)	-0.06 (0.03)*
Confidence in Government's Pandemic Response	-0.08 (0.04)*	-0.12 (0.04)**	-0.04 (0.04)

Male	-0.62 (0.07)**	-0.28 (0.07)**	-0.09 (0.05)
Parental Education	0.05 (0.04)	0.01 (0.04)	0.07 (0.03)*
Weeks since Schools Closed	0.78 (0.23)**	0.07 (0.07)	0.02 (0.06)
Risk-taking*Male	-0.44 (0.19)*	-0.2 (0.07)**	-0.08 (0.05)
Kenya			
Intercept	0.11 (0.18)	-0.19 (0.16)	-0.15 (0.18)
Externalizing Problems in Adolescence	0.01 (0.05)	-0.02 (0.05)	0 (0.05)
Internalizing Problems in Adolescence	0.12 (0.04)**	0.09 (0.05)	-0.06 (0.04)
Risk-taking Tendencies in Adolescence	-0.01 (0.06)	0.07 (0.05)	-0.01 (0.03)
Well-being in Adolescence	0.11 (0.04)**	-0.07 (0.04)	-0.06 (0.03)*
Confidence in Government's Pandemic Response	-0.08 (0.04)*	-0.12 (0.04)**	-0.04 (0.04)
Male	-0.02 (0.21)	-0.28 (0.07)**	-0.09 (0.05)
Parental Education	0.05 (0.04)	0.01 (0.04)	0.07 (0.03)*
Weeks since Schools Closed	-0.04 (0.06)	0.07 (0.07)	0.02 (0.06)
Risk-taking*Male	-0.11 (0.07)	-0.2 (0.07)**	-0.08 (0.05)
Philippines			
Intercept	0.73 (0.12)**	0.1 (0.12)	-0.69 (0.19)**
Externalizing Problems in Adolescence	0.01 (0.05)	-0.02 (0.05)	0 (0.05)
Internalizing Problems in Adolescence	0.12 (0.04)**	0.09 (0.05)	-0.06 (0.04)
Risk-taking Tendencies in Adolescence	-0.01 (0.06)	0.07 (0.05)	-0.01 (0.03)
Well-being in Adolescence	0.11 (0.04)**	-0.07 (0.04)	-0.06 (0.03)*
Confidence in Government's Pandemic Response	-0.08 (0.04)*	-0.37 (0.08)**	-0.04 (0.04)
Male	-0.62 (0.07)**	-0.28 (0.07)**	-0.09 (0.05)
Parental Education	0.05 (0.04)	0.01 (0.04)	0.07 (0.03)*
Weeks since Schools Closed	-0.04 (0.06)	0.07 (0.07)	0.02 (0.06)
Risk-taking*Male	-0.11 (0.07)	-0.2 (0.07)**	-0.08 (0.05)
Sweden			
Intercept	0.23 (0.13)	0.21 (0.13)	0.1 (0.09)
Externalizing Problems in Adolescence	0.01 (0.05)	-0.02 (0.05)	0 (0.05)
Internalizing Problems in Adolescence	0.12 (0.04)**	0.09 (0.05)	-0.06 (0.04)
Risk-taking Tendencies in Adolescence	-0.01 (0.06)	0.07 (0.05)	-0.01 (0.03)
Well-being in Adolescence	0.11 (0.04)**	-0.07 (0.04)	-0.06 (0.03)*
Confidence in Government's Pandemic Response	-0.08 (0.04)*	-0.12 (0.04)**	-0.04 (0.04)
Male	-0.62 (0.07)**	-0.28 (0.07)**	-0.09 (0.05)
Parental Education	0.05 (0.04)	0.01 (0.04)	0.07 (0.03)*
Weeks since Schools Closed	-0.04 (0.06)	0.07 (0.07)	0.02 (0.06)
Risk-taking*Male	-0.11 (0.07)	-0.2 (0.07)**	-0.08 (0.05)
Thailand			
Intercept	-0.47 (0.14)**	1.51 (0.71)*	-0.07 (0.12)
Externalizing Problems in Adolescence	0.01 (0.05)	-0.02 (0.05)	-0.77 (0.17)**
Internalizing Problems in Adolescence	0.12 (0.04)**	0.09 (0.05)	0.4 (0.08)**
Risk-taking Tendencies in Adolescence	-0.01 (0.06)	0.07 (0.05)	-0.01 (0.03)
Well-being in Adolescence	0.11 (0.04)**	-0.07 (0.04)	-0.06 (0.03)*
Confidence in Government's Pandemic Response	-0.08 (0.04)*	-0.12 (0.04)**	-0.04 (0.04)
Male	-0.15 (0.18)	-0.28 (0.07)**	-0.09 (0.05)
Parental Education	0.05 (0.04)	0.01 (0.04)	0.07 (0.03)*
Weeks since Schools Closed	-0.04 (0.06)	2 (0.68)**	0.02 (0.06)
Risk-taking*Male	-0.11 (0.07)	-0.2 (0.07)**	-0.08 (0.05)

United States			
Intercept	0.42 (0.09)**	0.09 (0.09)	0.27 (0.11)*
Externalizing Problems in Adolescence	0.01 (0.05)	-0.02 (0.05)	0 (0.05)
Internalizing Problems in Adolescence	0.12 (0.04)**	0.09 (0.05)	-0.06 (0.04)
Risk-taking Tendencies in Adolescence	0.32 (0.1)**	0.07 (0.05)	-0.01 (0.03)
Well-being in Adolescence	-0.27 (0.08)**	-0.3 (0.08)**	-0.06 (0.03)*
Confidence in Government's Pandemic Response	-0.08 (0.04)*	-0.12 (0.04)**	-0.04 (0.04)
Male	-0.62 (0.07)**	-0.28 (0.07)**	-0.09 (0.05)
Parental Education	0.05 (0.04)	0.28 (0.09)**	0.07 (0.03)*
Weeks since Schools Closed	-0.04 (0.06)	0.07 (0.07)	0.02 (0.06)
Risk-taking*Male	-0.11 (0.07)	-0.2 (0.07)**	-0.08 (0.05)
Model Fit Statistics			
Chi Square (DOF), <i>p</i> -value	71.28 (64), <i>p</i> =0.25	68.42 (68), <i>p</i> =0.46	67.87 (67), <i>p</i> =0.45
RMSEA	0.03	0.01	0.01
CFI	0.95	1	0.98
SRMR	0.03	0.034	0.033

b=standardized coefficient. \**p* < .05, \*\**p* < .01.

Supplemental Table 10: Full Information Maximum Likelihood Multiple Group Path Analyses Estimating Moderation of Relations between Pre-Pandemic Adolescent Risk-taking Tendencies and Maladaptive Behavior during the Pandemic by Parental Education

	Increase in Internalizing Problems	Increase in Externalizing Problems	Change in Substance Use
	b (SE)	b (SE)	b (SE)
<b>China</b>			
Intercept	0.14 (0.16)	-0.06 (0.18)	0.06 (0.21)
Externalizing Problems in Adolescence	-0.03 (0.05)	-0.02 (0.05)	0.01 (0.05)
Internalizing Problems in Adolescence	0.1 (0.04)*	0.09 (0.05)	-0.06 (0.04)
Risk-taking Tendencies in Adolescence	-0.09 (0.04)	0.07 (0.05)	0 (0.03)
Well-being in Adolescence	0.1 (0.04)*	-0.07 (0.04)	-0.06 (0.03)*
Confidence in Government's Pandemic Response	-0.07 (0.04)	-0.12 (0.04)**	0.17 (0.13)
Male	-0.63 (0.08)**	-0.28 (0.07)**	-0.15 (0.06)*
Parental Education	0.04 (0.03)	0.01 (0.04)	0.04 (0.03)
Weeks since Schools Closed	-0.04 (0.06)	0.07 (0.07)	0.01 (0.06)
Risk-taking*Parental Education	0.06 (0.04)	-0.2 (0.07)**	-0.05 (0.03)
<b>Colombia</b>			
Intercept	0.39 (0.13)**	0.2 (0.12)	0.22 (0.12)
Externalizing Problems in Adolescence	-0.03 (0.05)	-0.02 (0.05)	0.01 (0.05)
Internalizing Problems in Adolescence	0.1 (0.04)*	0.09 (0.05)	-0.06 (0.04)
Risk-taking Tendencies in Adolescence	-0.09 (0.04)	0.07 (0.05)	0 (0.03)
Well-being in Adolescence	0.1 (0.04)*	-0.07 (0.04)	-0.06 (0.03)*
Confidence in Government's Pandemic Response	-0.07 (0.04)	-0.12 (0.04)**	-0.04 (0.04)
Male	-0.63 (0.08)**	-0.28 (0.07)**	-0.15 (0.06)*
Parental Education	0.04 (0.03)	0.01 (0.04)	0.04 (0.03)
Weeks since Schools Closed	-0.04 (0.06)	0.07 (0.07)	0.01 (0.06)
Risk-taking*Parental Education	0.06 (0.04)	-0.2 (0.07)**	-0.05 (0.03)
<b>Italy</b>			
Intercept	0.16 (0.08)*	0.29 (0.09)**	-0.13 (0.08)
Externalizing Problems in Adolescence	-0.03 (0.05)	-0.02 (0.05)	-0.26 (0.13)*
Internalizing Problems in Adolescence	0.1 (0.04)*	0.09 (0.05)	0.25 (0.12)*
Risk-taking Tendencies in Adolescence	-0.09 (0.04)	0.07 (0.05)	0 (0.03)
Well-being in Adolescence	-0.21 (0.07)**	-0.07 (0.04)	-0.06 (0.03)*
Confidence in Government's Pandemic Response	-0.07 (0.04)	-0.12 (0.04)**	-0.04 (0.04)
Male	-0.63 (0.08)**	-0.28 (0.07)**	-0.15 (0.06)*
Parental Education	0.04 (0.03)	0.01 (0.04)	0.04 (0.03)
Weeks since Schools Closed	-0.04 (0.06)	0.07 (0.07)	0.01 (0.06)
Risk-taking*Parental Education	0.06 (0.04)	-0.2 (0.07)**	-0.05 (0.03)
<b>Jordan</b>			
Intercept	-0.29 (0.31)	0.38 (0.12)**	0.34 (0.07)**
Externalizing Problems in Adolescence	-0.03 (0.05)	-0.02 (0.05)	0.01 (0.05)
Internalizing Problems in Adolescence	0.1 (0.04)*	0.09 (0.05)	-0.06 (0.04)
Risk-taking Tendencies in Adolescence	-0.39 (0.18)*	0.07 (0.05)	0 (0.03)
Well-being in Adolescence	0.1 (0.04)*	-0.07 (0.04)	-0.06 (0.03)*
Confidence in Government's Pandemic Response	-0.07 (0.04)	-0.12 (0.04)**	-0.04 (0.04)

Male	0.07 (0.3)	-0.28 (0.07)**	-0.15 (0.06)*
Parental Education	0.04 (0.03)	0.01 (0.04)	0.04 (0.03)
Weeks since Schools Closed	0.78 (0.23)**	0.07 (0.07)	0.01 (0.06)
Risk-taking*Parental Education	0.06 (0.04)	-0.2 (0.07)**	-0.05 (0.03)
Kenya			
Intercept	-6.51 (3.43)	-0.19 (0.16)	-0.12 (0.18)
Externalizing Problems in Adolescence	-0.03 (0.05)	-0.02 (0.05)	0.01 (0.05)
Internalizing Problems in Adolescence	0.1 (0.04)*	0.09 (0.05)	-0.06 (0.04)
Risk-taking Tendencies in Adolescence	-0.09 (0.04)	0.07 (0.05)	0 (0.03)
Well-being in Adolescence	0.1 (0.04)*	-0.07 (0.04)	-0.06 (0.03)*
Confidence in Government's Pandemic Response	-0.07 (0.04)	-0.12 (0.04)**	-0.04 (0.04)
Male	-0.04 (0.21)	-0.28 (0.07)**	-0.15 (0.06)*
Parental Education	0.04 (0.03)	0.01 (0.04)	0.04 (0.03)
Weeks since Schools Closed	4.04 (2.14)	0.07 (0.07)	0.01 (0.06)
Risk-taking*Parental Education	0.06 (0.04)	-0.2 (0.07)**	-0.05 (0.03)
Philippines			
Intercept	0.73 (0.12)**	0.1 (0.12)	-0.66 (0.18)**
Externalizing Problems in Adolescence	-0.03 (0.05)	-0.02 (0.05)	0.01 (0.05)
Internalizing Problems in Adolescence	0.1 (0.04)*	0.09 (0.05)	-0.06 (0.04)
Risk-taking Tendencies in Adolescence	-0.09 (0.04)	0.07 (0.05)	0 (0.03)
Well-being in Adolescence	0.1 (0.04)*	-0.07 (0.04)	-0.06 (0.03)*
Confidence in Government's Pandemic Response	-0.07 (0.04)	-0.37 (0.08)**	-0.04 (0.04)
Male	-0.63 (0.08)**	-0.28 (0.07)**	-0.15 (0.06)*
Parental Education	0.04 (0.03)	0.01 (0.04)	0.04 (0.03)
Weeks since Schools Closed	-0.04 (0.06)	0.07 (0.07)	0.01 (0.06)
Risk-taking*Parental Education	0.06 (0.04)	-0.2 (0.07)**	-0.05 (0.03)
Sweden			
Intercept	0.46 (0.15)**	0.21 (0.13)	0.03 (0.1)
Externalizing Problems in Adolescence	-0.03 (0.05)	-0.02 (0.05)	0.01 (0.05)
Internalizing Problems in Adolescence	0.57 (0.18)**	0.09 (0.05)	-0.06 (0.04)
Risk-taking Tendencies in Adolescence	-0.09 (0.04)	0.07 (0.05)	0 (0.03)
Well-being in Adolescence	0.37 (0.15)*	-0.07 (0.04)	-0.06 (0.03)*
Confidence in Government's Pandemic Response	-0.07 (0.04)	-0.12 (0.04)**	-0.04 (0.04)
Male	-0.63 (0.08)**	-0.28 (0.07)**	0.11 (0.13)
Parental Education	0.04 (0.03)	0.01 (0.04)	0.04 (0.03)
Weeks since Schools Closed	-0.04 (0.06)	0.07 (0.07)	0.01 (0.06)
Risk-taking*Parental Education	0.06 (0.04)	-0.2 (0.07)**	-0.05 (0.03)
Thailand			
Intercept	-0.44 (0.14)**	1.51 (0.71)*	-0.05 (0.12)
Externalizing Problems in Adolescence	-0.03 (0.05)	-0.02 (0.05)	-0.76 (0.17)**
Internalizing Problems in Adolescence	0.1 (0.04)*	0.09 (0.05)	0.4 (0.08)**
Risk-taking Tendencies in Adolescence	-0.09 (0.04)	0.07 (0.05)	0 (0.03)
Well-being in Adolescence	0.1 (0.04)*	-0.07 (0.04)	-0.06 (0.03)*
Confidence in Government's Pandemic Response	-0.07 (0.04)	-0.12 (0.04)**	-0.04 (0.04)
Male	-0.16 (0.18)	-0.28 (0.07)**	-0.15 (0.06)*
Parental Education	0.04 (0.03)	0.01 (0.04)	0.04 (0.03)
Weeks since Schools Closed	-0.04 (0.06)	2 (0.68)**	0.01 (0.06)
Risk-taking*Parental Education	-0.2 (0.12)	-0.2 (0.07)**	-0.05 (0.03)

United States			
Intercept	0.39 (0.09)**	0.09 (0.09)	0.25 (0.11)*
Externalizing Problems in Adolescence	-0.03 (0.05)	-0.02 (0.05)	0.01 (0.05)
Internalizing Problems in Adolescence	0.1 (0.04)*	0.09 (0.05)	-0.06 (0.04)
Risk-taking Tendencies in Adolescence	0.15 (0.09)	0.07 (0.05)	0 (0.03)
Well-being in Adolescence	-0.28 (0.08)**	-0.3 (0.08)**	-0.06 (0.03)*
Confidence in Government's Pandemic Response	-0.07 (0.04)	-0.12 (0.04)**	-0.04 (0.04)
Male	-0.63 (0.08)**	-0.28 (0.07)**	-0.15 (0.06)*
Parental Education	0.04 (0.03)	0.28 (0.09)**	0.24 (0.09)*
Weeks since Schools Closed	-0.04 (0.06)	0.07 (0.07)	0.01 (0.06)
Risk-taking*Parental Education	0.2 (0.08)*	-0.2 (0.07)**	-0.05 (0.03)
Model Fit Statistics			
Chi Square (DOF), <i>p</i> -value	68.13 (59), <i>p</i> =0.19	68.42 (68), <i>p</i> =0.46	66.65 (65), <i>p</i> =0.42
RMSEA	0.03	0.01	0.01
CFI	0.94	1	0.97
SRMR	0.05	0.034	0.046

b=standardized coefficient. \**p* < .05, \*\**p* < .01.

Supplemental Table 11: Full Information Maximum Likelihood Multiple Group Path Analyses Estimating Moderation of Relations between Pre-Pandemic Adolescent Well-being and Maladaptive Behavior during the Pandemic by Confidence in Government's Response

	Increase in Internalizing Problems	Increase in Externalizing Problems	Change in Substance Use
	b (SE)	b (SE)	b (SE)
<b>China</b>			
Intercept	0.17 (0.16)	-0.08 (0.18)	-0.42 (0.39)
Externalizing Problems in Adolescence	-0.02 (0.05)	-0.01 (0.05)	0 (0.05)
Internalizing Problems in Adolescence	0.11 (0.04)*	0.07 (0.05)	-0.06 (0.04)
Risk-taking Tendencies in Adolescence	-0.16 (0.05)**	-0.04 (0.04)	0.06 (0.05)
Well-being in Adolescence	0.11 (0.04)**	-0.17 (0.04)**	-0.75 (0.39)
Confidence in Government's Pandemic Response	-0.07 (0.04)	-0.15 (0.04)**	0.5 (0.27)
Male	-0.65 (0.08)**	-0.29 (0.07)**	-0.08 (0.05)
Parental Education	0.05 (0.04)	-0.01 (0.04)	0.04 (0.03)
Weeks since Schools Closed	-0.04 (0.06)	0.09 (0.07)	0.03 (0.06)
Well-being*Government Confidence	0.05 (0.04)	0.13 (0.04)**	0.53 (0.27)*
<b>Colombia</b>			
Intercept	0.39 (0.13)**	0.22 (0.12)	0.21 (0.12)
Externalizing Problems in Adolescence	-0.02 (0.05)	-0.01 (0.05)	0 (0.05)
Internalizing Problems in Adolescence	0.11 (0.04)*	0.07 (0.05)	-0.06 (0.04)
Risk-taking Tendencies in Adolescence	-0.16 (0.05)**	-0.04 (0.04)	-0.05 (0.03)
Well-being in Adolescence	0.11 (0.04)**	-0.17 (0.04)**	-0.04 (0.03)
Confidence in Government's Pandemic Response	-0.07 (0.04)	-0.15 (0.04)**	-0.05 (0.04)
Male	-0.65 (0.08)**	-0.29 (0.07)**	-0.08 (0.05)
Parental Education	0.05 (0.04)	-0.01 (0.04)	0.04 (0.03)
Weeks since Schools Closed	-0.04 (0.06)	0.09 (0.07)	0.03 (0.06)
Well-being*Government Confidence	0.05 (0.04)	0.13 (0.04)**	0.01 (0.03)
<b>Italy</b>			
Intercept	0.13 (0.08)	0.28 (0.08)**	-0.15 (0.08)*
Externalizing Problems in Adolescence	-0.02 (0.05)	-0.01 (0.05)	-0.27 (0.13)*
Internalizing Problems in Adolescence	0.11 (0.04)*	0.07 (0.05)	0.26 (0.13)*
Risk-taking Tendencies in Adolescence	0.04 (0.08)	-0.04 (0.04)	-0.05 (0.03)
Well-being in Adolescence	-0.21 (0.07)**	-0.17 (0.04)**	-0.04 (0.03)
Confidence in Government's Pandemic Response	-0.07 (0.04)	-0.15 (0.04)**	-0.05 (0.04)
Male	-0.65 (0.08)**	-0.29 (0.07)**	-0.08 (0.05)
Parental Education	0.05 (0.04)	-0.01 (0.04)	0.04 (0.03)
Weeks since Schools Closed	-0.04 (0.06)	0.09 (0.07)	0.03 (0.06)
Well-being*Government Confidence	0.05 (0.04)	0.13 (0.04)**	0.01 (0.03)
<b>Jordan</b>			
Intercept	0.01 (0.16)	0.32 (0.12)**	0.28 (0.07)**
Externalizing Problems in Adolescence	-0.02 (0.05)	-0.01 (0.05)	0 (0.05)
Internalizing Problems in Adolescence	0.11 (0.04)*	0.07 (0.05)	-0.06 (0.04)
Risk-taking Tendencies in Adolescence	-0.16 (0.05)**	-0.04 (0.04)	-0.05 (0.03)
Well-being in Adolescence	0.11 (0.04)**	-0.17 (0.04)**	-0.04 (0.03)
Confidence in Government's Pandemic Response	-0.07 (0.04)	-0.15 (0.04)**	-0.05 (0.04)

Male	-0.18 (0.18)	-0.29 (0.07)**	-0.08 (0.05)
Parental Education	0.05 (0.04)	-0.01 (0.04)	0.04 (0.03)
Weeks since Schools Closed	0.63 (0.23)**	0.09 (0.07)	0.03 (0.06)
Well-being*Government Confidence	-0.16 (0.09)	0.13 (0.04)**	0.01 (0.03)
<b>Kenya</b>			
Intercept	0 (0.18)	-0.18 (0.17)	-0.18 (0.18)
Externalizing Problems in Adolescence	-0.02 (0.05)	-0.01 (0.05)	0 (0.05)
Internalizing Problems in Adolescence	0.11 (0.04)*	0.07 (0.05)	-0.06 (0.04)
Risk-taking Tendencies in Adolescence	-0.16 (0.05)**	-0.04 (0.04)	-0.05 (0.03)
Well-being in Adolescence	0.11 (0.04)**	-0.17 (0.04)**	-0.04 (0.03)
Confidence in Government's Pandemic Response	-0.07 (0.04)	-0.15 (0.04)**	-0.05 (0.04)
Male	0.04 (0.21)	-0.29 (0.07)**	-0.08 (0.05)
Parental Education	0.05 (0.04)	-0.01 (0.04)	0.04 (0.03)
Weeks since Schools Closed	-0.04 (0.06)	0.09 (0.07)	0.03 (0.06)
Well-being*Government Confidence	0.05 (0.04)	0.13 (0.04)**	0.01 (0.03)
<b>Philippines</b>			
Intercept	0.73 (0.12)**	0.05 (0.11)	-0.7 (0.18)**
Externalizing Problems in Adolescence	-0.02 (0.05)	-0.01 (0.05)	0 (0.05)
Internalizing Problems in Adolescence	0.11 (0.04)*	0.07 (0.05)	-0.06 (0.04)
Risk-taking Tendencies in Adolescence	-0.16 (0.05)**	-0.04 (0.04)	-0.05 (0.03)
Well-being in Adolescence	0.11 (0.04)**	0.09 (0.10)	-0.04 (0.03)
Confidence in Government's Pandemic Response	-0.07 (0.04)	-0.42 (0.08)**	-0.05 (0.04)
Male	-0.65 (0.08)**	-0.29 (0.07)**	-0.08 (0.05)
Parental Education	0.05 (0.04)	-0.01 (0.04)	0.04 (0.03)
Weeks since Schools Closed	-0.04 (0.06)	0.09 (0.07)	0.03 (0.06)
Well-being*Government Confidence	-0.12 (0.07)	0.13 (0.04)**	0.01 (0.03)
<b>Sweden</b>			
Intercept	0.14 (0.13)	0.23 (0.13)	0.13 (0.08)
Externalizing Problems in Adolescence	-0.02 (0.05)	-0.01 (0.05)	0 (0.05)
Internalizing Problems in Adolescence	0.11 (0.04)*	0.07 (0.05)	-0.06 (0.04)
Risk-taking Tendencies in Adolescence	0.22 (0.14)	-0.04 (0.04)	-0.05 (0.03)
Well-being in Adolescence	0.11 (0.04)**	-0.17 (0.04)**	-0.04 (0.03)
Confidence in Government's Pandemic Response	-0.07 (0.04)	-0.15 (0.04)**	-0.05 (0.04)
Male	-0.65 (0.08)**	-0.29 (0.07)**	-0.08 (0.05)
Parental Education	0.05 (0.04)	-0.01 (0.04)	0.04 (0.03)
Weeks since Schools Closed	-0.04 (0.06)	0.09 (0.07)	0.03 (0.06)
Well-being*Government Confidence	0.05 (0.04)	0.13 (0.04)**	0.01 (0.03)
<b>Thailand</b>			
Intercept	-0.42 (0.15)**	-0.46 (0.12)**	-0.07 (0.12)
Externalizing Problems in Adolescence	-0.02 (0.05)	-0.01 (0.05)	-0.78 (0.17)**
Internalizing Problems in Adolescence	0.11 (0.04)*	0.07 (0.05)	0.42 (0.08)**
Risk-taking Tendencies in Adolescence	-0.16 (0.05)**	-0.04 (0.04)	-0.05 (0.03)
Well-being in Adolescence	0.11 (0.04)**	-0.17 (0.04)**	-0.04 (0.03)
Confidence in Government's Pandemic Response	-0.07 (0.04)	-0.15 (0.04)**	-0.05 (0.04)
Male	-0.21 (0.18)	-0.29 (0.07)**	-0.08 (0.05)
Parental Education	0.05 (0.04)	-0.01 (0.04)	0.04 (0.03)
Weeks since Schools Closed	-0.04 (0.06)	0.09 (0.07)	0.03 (0.06)
Well-being*Government Confidence	0.05 (0.04)	-0.14 (0.09)	0.01 (0.03)



United States			
Intercept	0.42 (0.1)**	0.08 (0.09)	0.21 (0.11)
Externalizing Problems in Adolescence	-0.02 (0.05)	-0.01 (0.05)	0 (0.05)
Internalizing Problems in Adolescence	0.11 (0.04)*	0.07 (0.05)	-0.06 (0.04)
Risk-taking Tendencies in Adolescence	0.25 (0.1)**	-0.04 (0.04)	-0.05 (0.03)
Well-being in Adolescence	-0.26 (0.08)**	-0.17 (0.04)**	-0.04 (0.03)
Confidence in Government's Pandemic Response	-0.07 (0.04)	-0.15 (0.04)**	-0.05 (0.04)
Male	-0.65 (0.08)**	-0.29 (0.07)**	-0.08 (0.05)
Parental Education	0.05 (0.04)	0.28 (0.08)**	0.23 (0.10)*
Weeks since Schools Closed	-0.04 (0.06)	0.09 (0.07)	0.03 (0.06)
Well-being*Government Confidence	0.05 (0.04)	0.13 (0.04)**	0.01 (0.03)
Model Fit Statistics			
Chi Square (DOF), <i>p</i> -value	67.95 (61), <i>p</i> =0.25	71.09 (68), <i>p</i> =0.38	58.03 (63), <i>p</i> =0.65
RMSEA	0.03	0.02	0
CFI	0.95	0.96	1
SRMR	0.03	0.034	0.029

b=standardized coefficient. \**p* < .05, \*\**p* < .01.

Supplemental Table 12: Full Information Maximum Likelihood Multiple Group Path Analyses Estimating Moderation of Relations between Pre-Pandemic Adolescent Well-being and Maladaptive Behavior during the Pandemic by Gender

	Increase in Internalizing Problems	Increase in Externalizing Problems	Change in Substance Use
	b (SE)	b (SE)	b (SE)
<b>China</b>			
Intercept	0.19 (0.16)	-0.08 (0.18)	0.28 (0.14)*
Externalizing Problems in Adolescence	-0.03 (0.05)	-0.01 (0.05)	-0.04 (0.05)
Internalizing Problems in Adolescence	0.1 (0.04)*	0.09 (0.05)	-0.03 (0.04)
Risk-taking Tendencies in Adolescence	-0.09 (0.04)*	-0.03 (0.04)	0 (0.03)
Well-being in Adolescence	0.13 (0.05)*	-0.04 (0.05)	0.01 (0.03)
Confidence in Government's Pandemic Response	-0.07 (0.04)	-0.12 (0.04)**	-0.02 (0.04)
Male	-0.66 (0.08)**	-0.28 (0.07)**	-0.11 (0.05)*
Parental Education	0.06 (0.04)	0.01 (0.04)	0.07 (0.03)*
Weeks since Schools Closed	-0.04 (0.06)	0.07 (0.07)	0.01 (0.07)
Well-being*Male	-0.04 (0.06)	-0.06 (0.07)	-0.15 (0.05)**
<b>Colombia</b>			
Intercept	0.39 (0.13)**	0.17 (0.12)	0.26 (0.12)*
Externalizing Problems in Adolescence	-0.03 (0.05)	-0.01 (0.05)	-0.04 (0.05)
Internalizing Problems in Adolescence	0.1 (0.04)*	0.09 (0.05)	-0.03 (0.04)
Risk-taking Tendencies in Adolescence	-0.09 (0.04)*	-0.03 (0.04)	0 (0.03)
Well-being in Adolescence	0.13 (0.05)*	-0.04 (0.05)	0.01 (0.03)
Confidence in Government's Pandemic Response	-0.07 (0.04)	-0.12 (0.04)**	-0.02 (0.04)
Male	-0.66 (0.08)**	-0.28 (0.07)**	-0.11 (0.05)*
Parental Education	0.06 (0.04)	0.01 (0.04)	0.07 (0.03)*
Weeks since Schools Closed	-0.04 (0.06)	0.07 (0.07)	0.01 (0.07)
Well-being*Male	-0.04 (0.06)	-0.06 (0.07)	-0.15 (0.05)**
<b>Italy</b>			
Intercept	0.18 (0.08)*	0.28 (0.09)**	-0.17 (0.08)*
Externalizing Problems in Adolescence	-0.03 (0.05)	-0.01 (0.05)	-0.04 (0.05)
Internalizing Problems in Adolescence	0.1 (0.04)*	0.09 (0.05)	0.16 (0.11)
Risk-taking Tendencies in Adolescence	-0.09 (0.04)*	-0.03 (0.04)	0 (0.03)
Well-being in Adolescence	-0.19 (0.07)**	-0.04 (0.05)	0.01 (0.03)
Confidence in Government's Pandemic Response	-0.07 (0.04)	-0.12 (0.04)**	-0.02 (0.04)
Male	-0.66 (0.08)**	-0.28 (0.07)**	-0.11 (0.05)*
Parental Education	0.06 (0.04)	0.01 (0.04)	0.07 (0.03)*
Weeks since Schools Closed	-0.04 (0.06)	0.07 (0.07)	0.01 (0.07)
Well-being*Male	-0.04 (0.06)	-0.06 (0.07)	-0.15 (0.05)**
<b>Jordan</b>			
Intercept	0.13 (0.15)	0.3 (0.12)**	0.31 (0.06)**
Externalizing Problems in Adolescence	-0.03 (0.05)	-0.01 (0.05)	-0.04 (0.05)
Internalizing Problems in Adolescence	0.1 (0.04)*	0.09 (0.05)	-0.03 (0.04)
Risk-taking Tendencies in Adolescence	-0.09 (0.04)*	-0.03 (0.04)	0 (0.03)
Well-being in Adolescence	0.13 (0.05)*	-0.04 (0.05)	0.01 (0.03)
Confidence in Government's Pandemic Response	-0.07 (0.04)	-0.12 (0.04)**	-0.02 (0.04)

Male	-0.24 (0.19)	-0.28 (0.07)**	-0.11 (0.05)*
Parental Education	0.06 (0.04)	0.01 (0.04)	0.07 (0.03)*
Weeks since Schools Closed	0.66 (0.22)**	0.07 (0.07)	0.01 (0.07)
Well-being*Male	-0.04 (0.06)	-0.06 (0.07)	-0.15 (0.05)**
Kenya			
Intercept	0.03 (0.18)	-0.19 (0.16)	-0.12 (0.18)
Externalizing Problems in Adolescence	-0.03 (0.05)	-0.01 (0.05)	-0.04 (0.05)
Internalizing Problems in Adolescence	0.1 (0.04)*	0.09 (0.05)	-0.03 (0.04)
Risk-taking Tendencies in Adolescence	-0.09 (0.04)*	-0.03 (0.04)	0 (0.03)
Well-being in Adolescence	0.13 (0.05)*	-0.04 (0.05)	0.01 (0.03)
Confidence in Government's Pandemic Response	-0.07 (0.04)	-0.12 (0.04)**	-0.02 (0.04)
Male	0.05 (0.21)	-0.28 (0.07)**	-0.11 (0.05)*
Parental Education	0.06 (0.04)	0.01 (0.04)	0.07 (0.03)*
Weeks since Schools Closed	-0.04 (0.06)	0.07 (0.07)	0.01 (0.07)
Well-being*Male	-0.04 (0.06)	-0.06 (0.07)	-0.15 (0.05)**
Philippines			
Intercept	0.74 (0.12)**	0.1 (0.12)	-0.69 (0.18)**
Externalizing Problems in Adolescence	-0.03 (0.05)	-0.01 (0.05)	-0.04 (0.05)
Internalizing Problems in Adolescence	0.1 (0.04)*	0.09 (0.05)	-0.03 (0.04)
Risk-taking Tendencies in Adolescence	-0.09 (0.04)*	-0.03 (0.04)	0 (0.03)
Well-being in Adolescence	0.13 (0.05)*	-0.04 (0.05)	0.01 (0.03)
Confidence in Government's Pandemic Response	-0.07 (0.04)	-0.36 (0.08)**	-0.02 (0.04)
Male	-0.66 (0.08)**	-0.28 (0.07)**	-0.11 (0.05)*
Parental Education	0.06 (0.04)	0.01 (0.04)	0.07 (0.03)*
Weeks since Schools Closed	-0.04 (0.06)	0.07 (0.07)	0.01 (0.07)
Well-being*Male	-0.04 (0.06)	-0.06 (0.07)	-0.15 (0.05)**
Sweden			
Intercept	0.37 (0.15)*	0.23 (0.13)	0.08 (0.09)
Externalizing Problems in Adolescence	-0.03 (0.05)	-0.01 (0.05)	-0.04 (0.05)
Internalizing Problems in Adolescence	0.42 (0.15)**	0.09 (0.05)	-0.03 (0.04)
Risk-taking Tendencies in Adolescence	-0.09 (0.04)*	-0.03 (0.04)	0 (0.03)
Well-being in Adolescence	0.13 (0.05)*	-0.04 (0.05)	0.01 (0.03)
Confidence in Government's Pandemic Response	-0.07 (0.04)	-0.12 (0.04)**	-0.02 (0.04)
Male	-0.66 (0.08)**	-0.28 (0.07)**	-0.11 (0.05)*
Parental Education	0.06 (0.04)	0.01 (0.04)	0.07 (0.03)*
Weeks since Schools Closed	-0.04 (0.06)	0.07 (0.07)	0.01 (0.07)
Well-being*Male	-0.04 (0.06)	-0.06 (0.07)	-0.15 (0.05)**
Thailand			
Intercept	-0.45 (0.15)**	1.62 (0.69)*	-0.07 (0.12)
Externalizing Problems in Adolescence	-0.03 (0.05)	-0.01 (0.05)	-0.75 (0.16)**
Internalizing Problems in Adolescence	0.1 (0.04)*	0.09 (0.05)	0.39 (0.07)**
Risk-taking Tendencies in Adolescence	-0.09 (0.04)*	-0.03 (0.04)	0 (0.03)
Well-being in Adolescence	0.13 (0.05)*	-0.04 (0.05)	0.01 (0.03)
Confidence in Government's Pandemic Response	-0.07 (0.04)	-0.12 (0.04)**	-0.02 (0.04)
Male	-0.18 (0.18)	-0.28 (0.07)**	-0.11 (0.05)*
Parental Education	0.06 (0.04)	0.01 (0.04)	0.07 (0.03)*
Weeks since Schools Closed	-0.04 (0.06)	2.09 (0.66)**	0.01 (0.07)
Well-being*Male	-0.04 (0.06)	-0.06 (0.07)	-0.15 (0.05)**

United States			
Intercept	0.42 (0.10)**	0.08 (0.10)	0.26 (0.11)*
Externalizing Problems in Adolescence	-0.03 (0.05)	-0.01 (0.05)	-0.04 (0.05)
Internalizing Problems in Adolescence	0.1 (0.04)*	0.09 (0.05)	-0.03 (0.04)
Risk-taking Tendencies in Adolescence	0.25 (0.1)*	-0.03 (0.04)	0 (0.03)
Well-being in Adolescence	-0.26 (0.09)**	-0.27 (0.09)**	0.01 (0.03)
Confidence in Government's Pandemic Response	-0.07 (0.04)	-0.12 (0.04)**	-0.02 (0.04)
Male	-0.66 (0.08)**	-0.28 (0.07)**	-0.11 (0.05)*
Parental Education	0.06 (0.04)	0.29 (0.09)**	0.07 (0.03)*
Weeks since Schools Closed	-0.04 (0.06)	0.07 (0.07)	0.01 (0.07)
Well-being*Male	-0.04 (0.06)	-0.06 (0.07)	-0.15 (0.05)**
Model Fit Statistics			
Chi Square (DOF), <i>p</i> -value	70.97 (64), <i>p</i> =0.26	71.64 (68), <i>p</i> =0.36	71.2 (69), <i>p</i> =0.40
RMSEA	0.03	0.02	0.02
CFI	0.95	0.95	0.96
SRMR	0.03	0.034	0.034

b=standardized coefficient. \**p* < .05, \*\**p* < .01.

Supplemental Table 13: Full Information Maximum Likelihood Multiple Group Path Analyses Estimating Moderation of Relations between Pre-Pandemic Adolescent Well-being and Maladaptive Behavior during the Pandemic by Parental Education

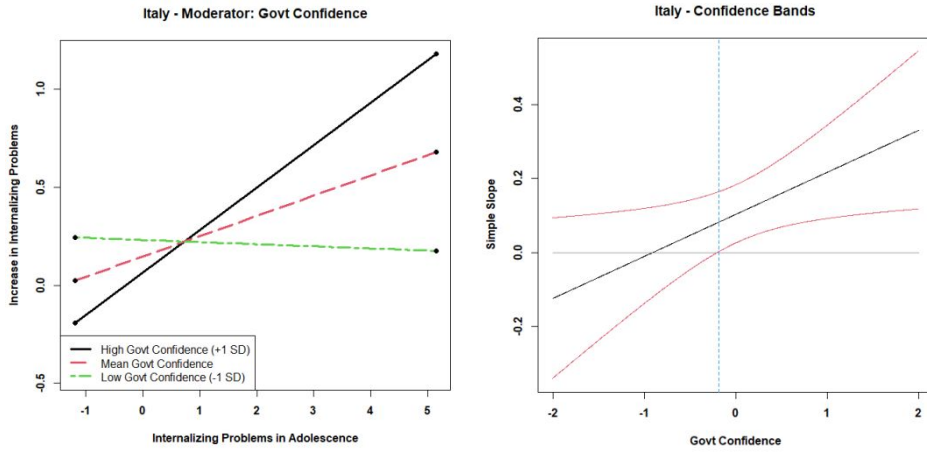
	Increase in Internalizing Problems	Increase in Externalizing Problems	Change in Substance Use
	b (SE)	b (SE)	b (SE)
<b>China</b>			
Intercept	0.17 (0.16)	-0.13 (0.18)	-0.04 (0.25)
Externalizing Problems in Adolescence	-0.03 (0.05)	-0.02 (0.05)	0 (0.05)
Internalizing Problems in Adolescence	0.11 (0.04)*	0.09 (0.05)	-0.06 (0.04)
Risk-taking Tendencies in Adolescence	-0.11 (0.04)**	-0.03 (0.04)	-0.01 (0.03)
Well-being in Adolescence	0.11 (0.04)**	-0.08 (0.04)	-0.04 (0.03)
Confidence in Government's Pandemic Response	-0.07 (0.04)	-0.12 (0.04)**	0.19 (0.14)
Male	-0.65 (0.08)**	-0.29 (0.07)**	-0.09 (0.05)
Parental Education	0.06 (0.04)	-0.01 (0.04)	0.09 (0.03)**
Weeks since Schools Closed	-0.05 (0.06)	0.08 (0.07)	0.02 (0.06)
Well-being*Parental Education	0.02 (0.03)	0.07 (0.03)*	0.21 (0.11)
<b>Colombia</b>			
Intercept	0.38 (0.13)**	0.17 (0.12)	0.24 (0.12)*
Externalizing Problems in Adolescence	-0.03 (0.05)	-0.02 (0.05)	0 (0.05)
Internalizing Problems in Adolescence	0.11 (0.04)*	0.09 (0.05)	-0.06 (0.04)
Risk-taking Tendencies in Adolescence	-0.11 (0.04)**	-0.03 (0.04)	-0.01 (0.03)
Well-being in Adolescence	0.11 (0.04)**	-0.08 (0.04)	-0.04 (0.03)
Confidence in Government's Pandemic Response	-0.07 (0.04)	-0.12 (0.04)**	-0.05 (0.04)
Male	-0.65 (0.08)**	-0.29 (0.07)**	-0.09 (0.05)
Parental Education	0.06 (0.04)	-0.01 (0.04)	0.09 (0.03)**
Weeks since Schools Closed	-0.05 (0.06)	0.08 (0.07)	0.02 (0.06)
Well-being*Parental Education	0.02 (0.03)	0.07 (0.03)*	0.02 (0.03)
<b>Italy</b>			
Intercept	0.18 (0.08)*	0.29 (0.09)**	-0.16 (0.08)*
Externalizing Problems in Adolescence	-0.03 (0.05)	-0.02 (0.05)	-0.26 (0.13)*
Internalizing Problems in Adolescence	0.11 (0.04)*	0.09 (0.05)	0.26 (0.13)*
Risk-taking Tendencies in Adolescence	-0.11 (0.04)**	-0.03 (0.04)	-0.01 (0.03)
Well-being in Adolescence	-0.2 (0.07)**	-0.08 (0.04)	-0.04 (0.03)
Confidence in Government's Pandemic Response	-0.07 (0.04)	-0.12 (0.04)**	-0.05 (0.04)
Male	-0.65 (0.08)**	-0.29 (0.07)**	-0.09 (0.05)
Parental Education	0.06 (0.04)	-0.01 (0.04)	0.09 (0.03)**
Weeks since Schools Closed	-0.05 (0.06)	0.08 (0.07)	0.02 (0.06)
Well-being*Parental Education	0.02 (0.03)	0.07 (0.03)*	0.02 (0.03)
<b>Jordan</b>			
Intercept	0.09 (0.15)	0.32 (0.12)**	0.32 (0.07)**
Externalizing Problems in Adolescence	-0.03 (0.05)	-0.02 (0.05)	0 (0.05)
Internalizing Problems in Adolescence	0.11 (0.04)*	0.09 (0.05)	-0.06 (0.04)
Risk-taking Tendencies in Adolescence	-0.11 (0.04)**	-0.03 (0.04)	-0.01 (0.03)
Well-being in Adolescence	0.11 (0.04)**	-0.08 (0.04)	-0.04 (0.03)
Confidence in Government's Pandemic Response	-0.07 (0.04)	-0.12 (0.04)**	-0.05 (0.04)

Male	-0.21 (0.19)	-0.29 (0.07)**	-0.09 (0.05)
Parental Education	0.06 (0.04)	-0.01 (0.04)	0.09 (0.03)**
Weeks since Schools Closed	0.66 (0.23)**	0.08 (0.07)	0.02 (0.06)
Well-being*Parental Education	0.02 (0.03)	0.07 (0.03)*	0.02 (0.03)
Kenya			
Intercept	0.04 (0.18)	-0.19 (0.16)	-0.14 (0.18)
Externalizing Problems in Adolescence	-0.03 (0.05)	-0.02 (0.05)	0 (0.05)
Internalizing Problems in Adolescence	0.11 (0.04)*	0.09 (0.05)	-0.06 (0.04)
Risk-taking Tendencies in Adolescence	-0.11 (0.04)**	-0.03 (0.04)	-0.01 (0.03)
Well-being in Adolescence	0.11 (0.04)**	-0.08 (0.04)	-0.04 (0.03)
Confidence in Government's Pandemic Response	-0.07 (0.04)	-0.12 (0.04)**	-0.05 (0.04)
Male	0.04 (0.21)	-0.29 (0.07)**	-0.09 (0.05)
Parental Education	0.06 (0.04)	-0.01 (0.04)	0.09 (0.03)**
Weeks since Schools Closed	-0.05 (0.06)	0.08 (0.07)	0.02 (0.06)
Well-being*Parental Education	0.02 (0.03)	0.07 (0.03)*	0.02 (0.03)
Philippines			
Intercept	0.73 (0.12)**	0.11 (0.12)	-0.72 (0.18)**
Externalizing Problems in Adolescence	-0.03 (0.05)	-0.02 (0.05)	0 (0.05)
Internalizing Problems in Adolescence	0.11 (0.04)*	0.09 (0.05)	-0.06 (0.04)
Risk-taking Tendencies in Adolescence	-0.11 (0.04)**	-0.03 (0.04)	-0.01 (0.03)
Well-being in Adolescence	0.11 (0.04)**	-0.08 (0.04)	-0.04 (0.03)
Confidence in Government's Pandemic Response	-0.07 (0.04)	-0.36 (0.09)**	-0.05 (0.04)
Male	-0.65 (0.08)**	-0.29 (0.07)**	-0.09 (0.05)
Parental Education	0.06 (0.04)	-0.01 (0.04)	0.09 (0.03)**
Weeks since Schools Closed	-0.05 (0.06)	0.08 (0.07)	0.02 (0.06)
Well-being*Parental Education	0.02 (0.03)	0.07 (0.03)*	0.02 (0.03)
Sweden			
Intercept	0.13 (0.13)	0.25 (0.13)	0.09 (0.09)
Externalizing Problems in Adolescence	-0.03 (0.05)	-0.02 (0.05)	0 (0.05)
Internalizing Problems in Adolescence	0.11 (0.04)*	0.09 (0.05)	-0.06 (0.04)
Risk-taking Tendencies in Adolescence	0.22 (0.15)	-0.03 (0.04)	-0.01 (0.03)
Well-being in Adolescence	0.11 (0.04)**	-0.08 (0.04)	-0.04 (0.03)
Confidence in Government's Pandemic Response	-0.07 (0.04)	-0.12 (0.04)**	-0.05 (0.04)
Male	-0.65 (0.08)**	-0.29 (0.07)**	-0.09 (0.05)
Parental Education	0.06 (0.04)	-0.01 (0.04)	0.09 (0.03)**
Weeks since Schools Closed	-0.05 (0.06)	0.08 (0.07)	0.02 (0.06)
Well-being*Parental Education	0.02 (0.03)	0.07 (0.03)*	0.02 (0.03)
Thailand			
Intercept	-0.45 (0.15)**	1.74 (0.69)*	-0.08 (0.12)
Externalizing Problems in Adolescence	-0.03 (0.05)	-0.02 (0.05)	-0.76 (0.17)**
Internalizing Problems in Adolescence	0.11 (0.04)*	0.09 (0.05)	0.4 (0.08)**
Risk-taking Tendencies in Adolescence	-0.11 (0.04)**	-0.03 (0.04)	-0.01 (0.03)
Well-being in Adolescence	0.11 (0.04)**	-0.08 (0.04)	-0.04 (0.03)
Confidence in Government's Pandemic Response	-0.07 (0.04)	-0.12 (0.04)**	-0.05 (0.04)
Male	-0.17 (0.19)	-0.29 (0.07)**	-0.09 (0.05)
Parental Education	0.06 (0.04)	-0.01 (0.04)	0.09 (0.03)**
Weeks since Schools Closed	-0.05 (0.06)	2.17 (0.65)**	0.02 (0.06)
Well-being*Parental Education	0.02 (0.03)	-0.17 (0.08)*	0.02 (0.03)

United States			
Intercept	0.42 (0.10)**	0.10 (0.09)	0.25 (0.11)*
Externalizing Problems in Adolescence	-0.03 (0.05)	-0.02 (0.05)	0 (0.05)
Internalizing Problems in Adolescence	0.11 (0.04)*	0.09 (0.05)	-0.06 (0.04)
Risk-taking Tendencies in Adolescence	0.25 (0.10)*	-0.03 (0.04)	-0.01 (0.03)
Well-being in Adolescence	-0.28 (0.08)**	-0.32 (0.07)**	-0.04 (0.03)
Confidence in Government's Pandemic Response	-0.07 (0.04)	-0.12 (0.04)**	-0.05 (0.04)
Male	-0.65 (0.08)**	-0.29 (0.07)**	-0.09 (0.05)
Parental Education	0.06 (0.04)	0.29 (0.09)**	0.09 (0.03)**
Weeks since Schools Closed	-0.05 (0.06)	0.08 (0.07)	0.02 (0.06)
Well-being*Parental Education	0.02 (0.03)	0.07 (0.03)*	0.02 (0.03)
Model Fit Statistics			
Chi Square (DOF), <i>p</i> -value	70.41 (64), <i>p</i> =0.27	66.44 (67), <i>p</i> =0.50	67.88 (66), <i>p</i> =0.41
RMSEA	0.03	0	0.01
CFI	0.95	1	0.97
SRMR	0.03	0.031	0.031

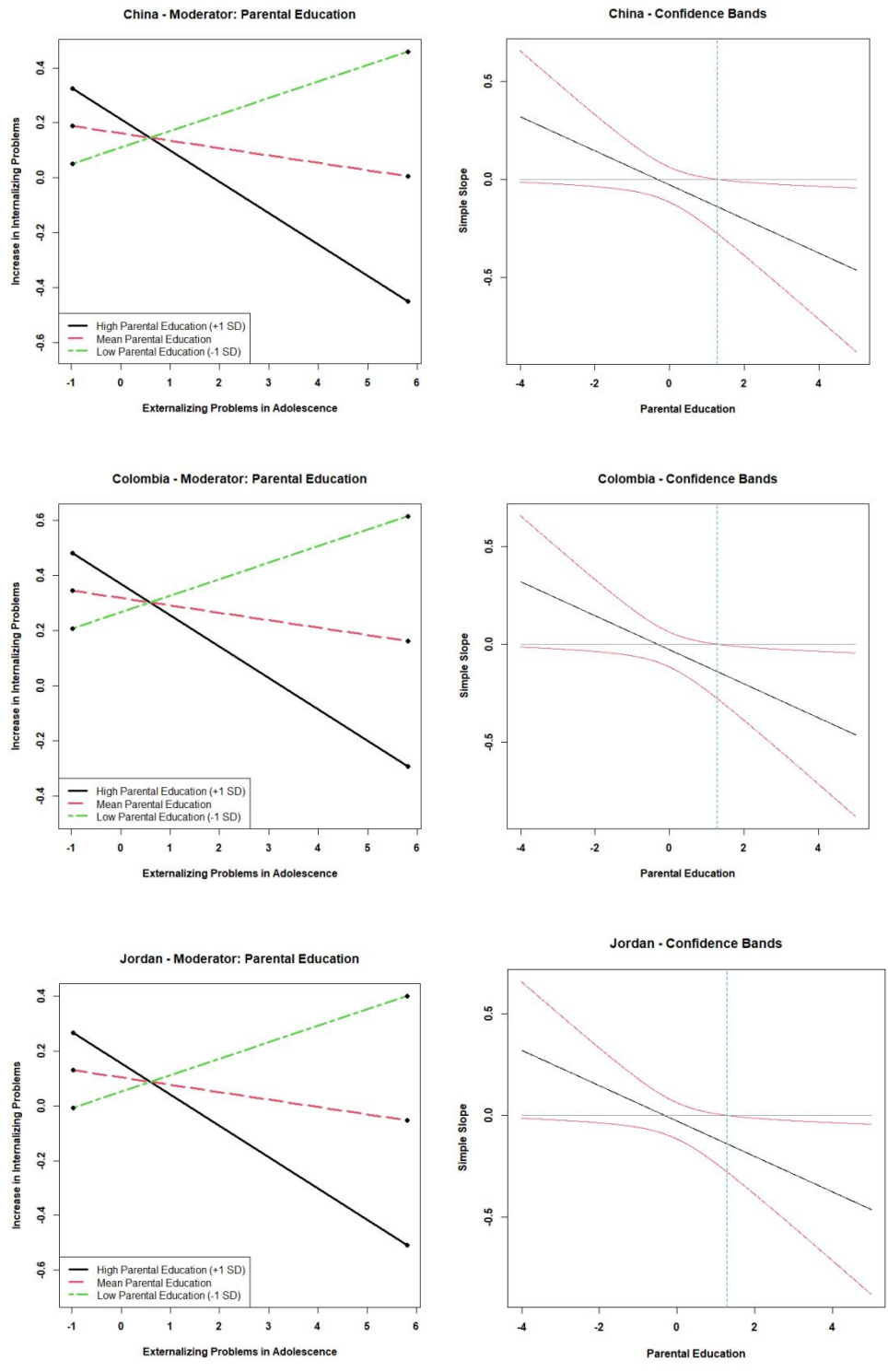
b=standardized coefficient. \**p* < .05, \*\**p* < .01.

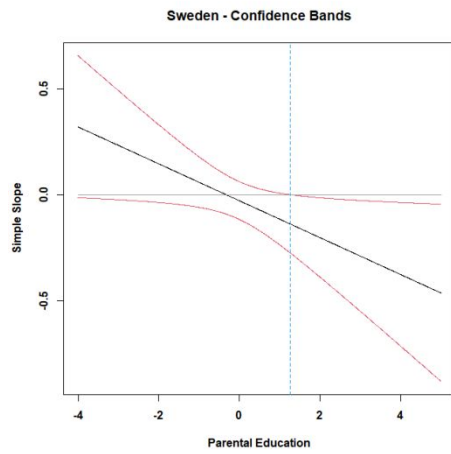
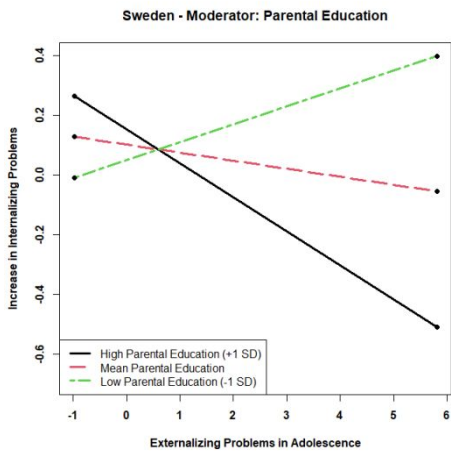
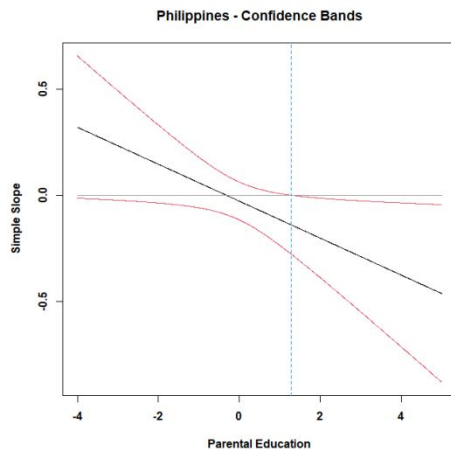
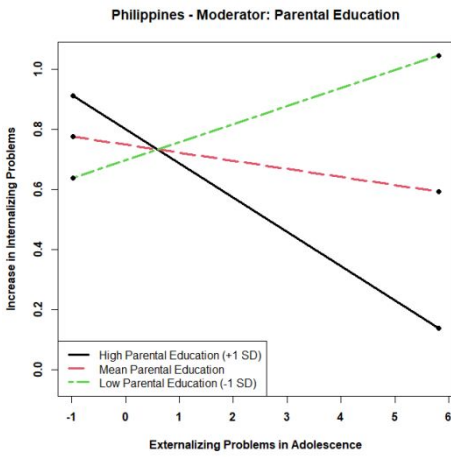
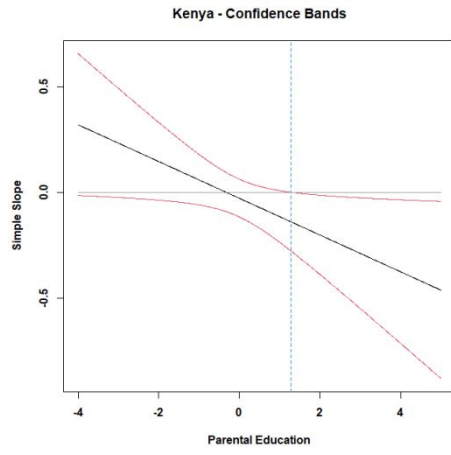
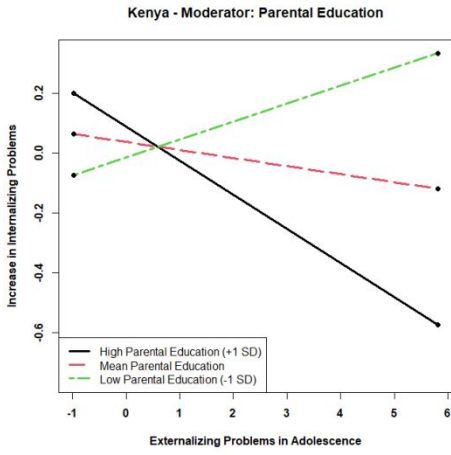
Supplemental Figure 1: Moderation of Relation between Internalizing Problems in Adolescence and Increase in Internalizing Problems during the Pandemic by Confidence of Government’s Handling of Pandemic



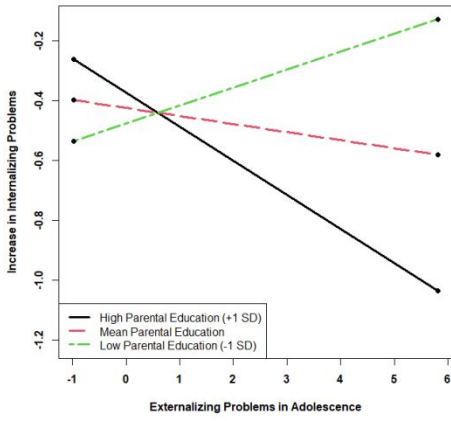


Supplemental Figure 2: Moderation of Relation between Externalizing Problems in Adolescence and Increase in Internalizing Problems during the Pandemic by Parental Education

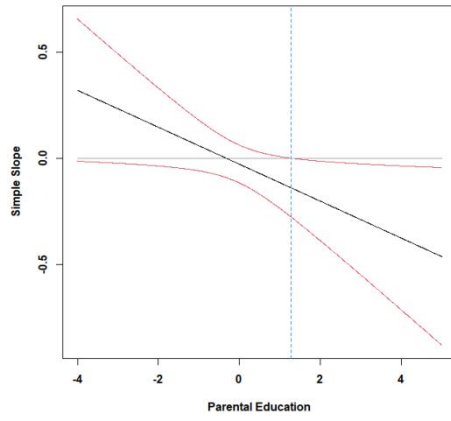




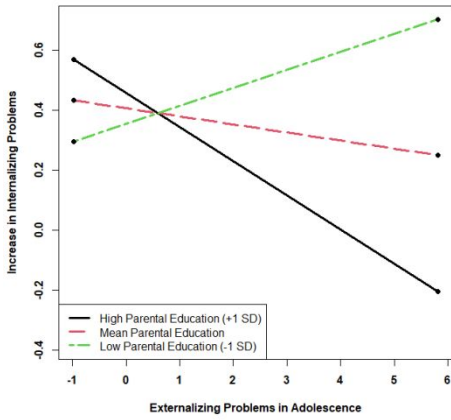
Thailand - Moderator: Parental Education



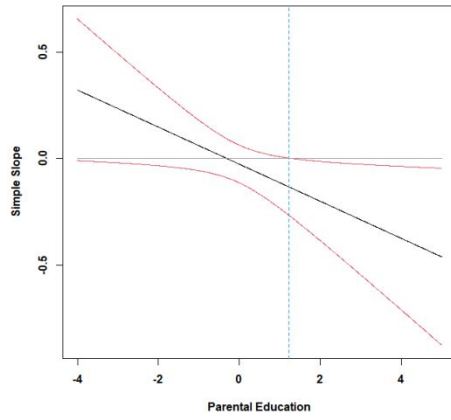
Thailand - Confidence Bands



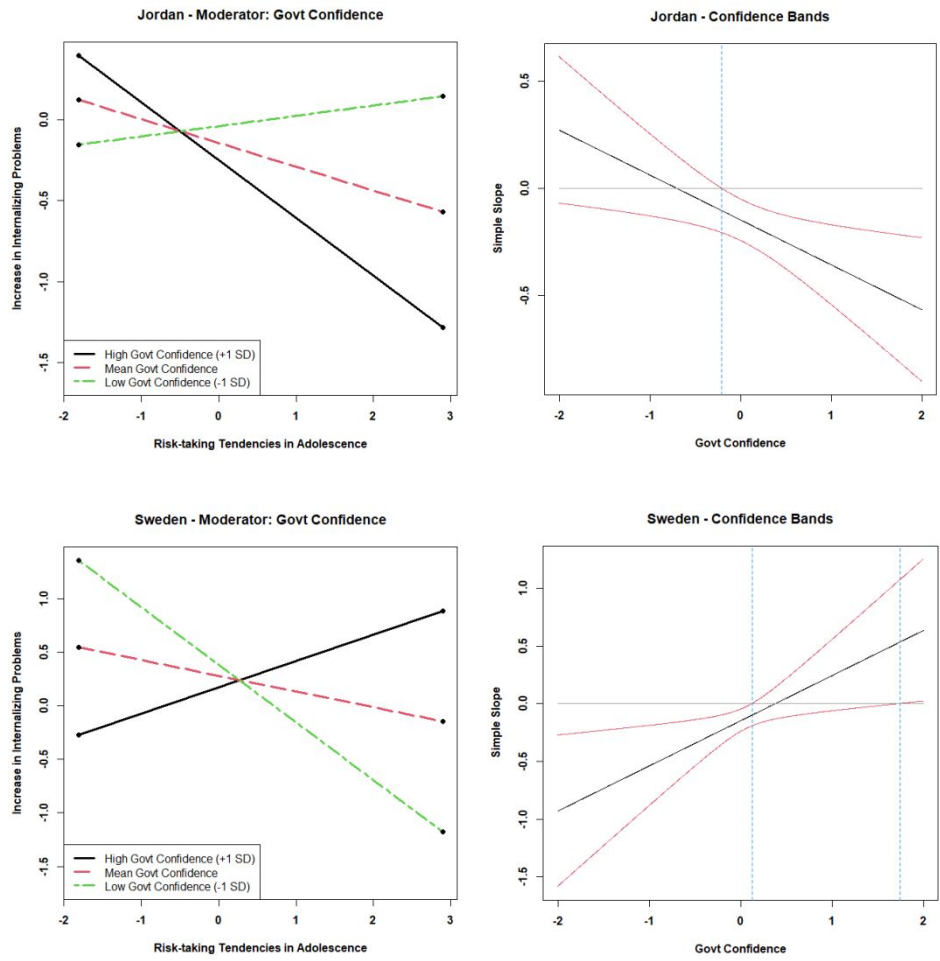
US - Moderator: Parental Education



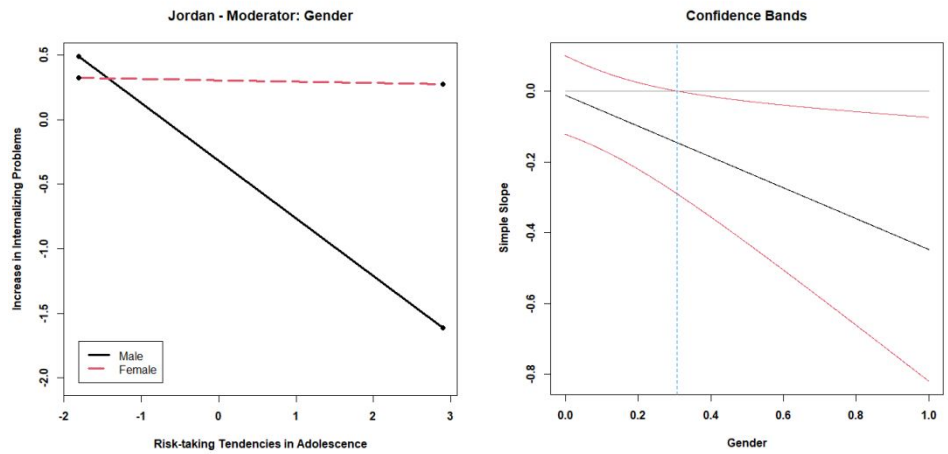
US - Confidence Bands



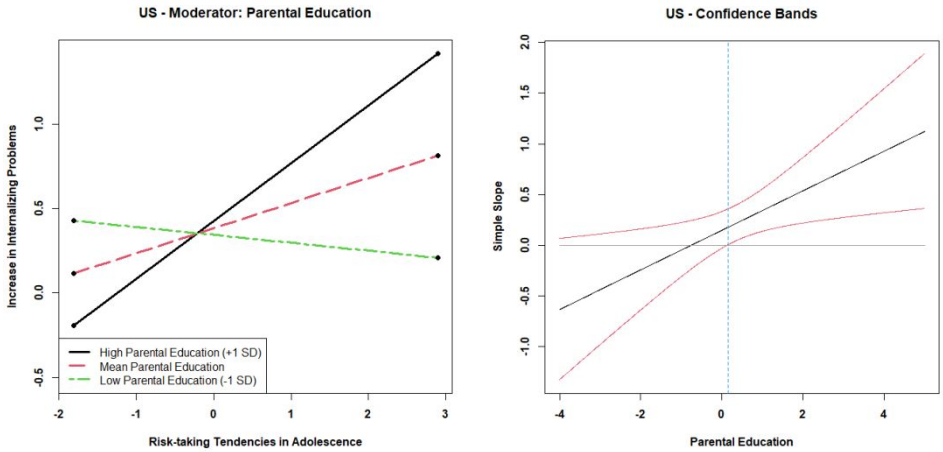
Supplemental Figure 3: Moderation of Relation between Risk-Taking Tendencies in Adolescence and Increase in Internalizing Problems during the Pandemic by Confidence of Government’s Handling of Pandemic



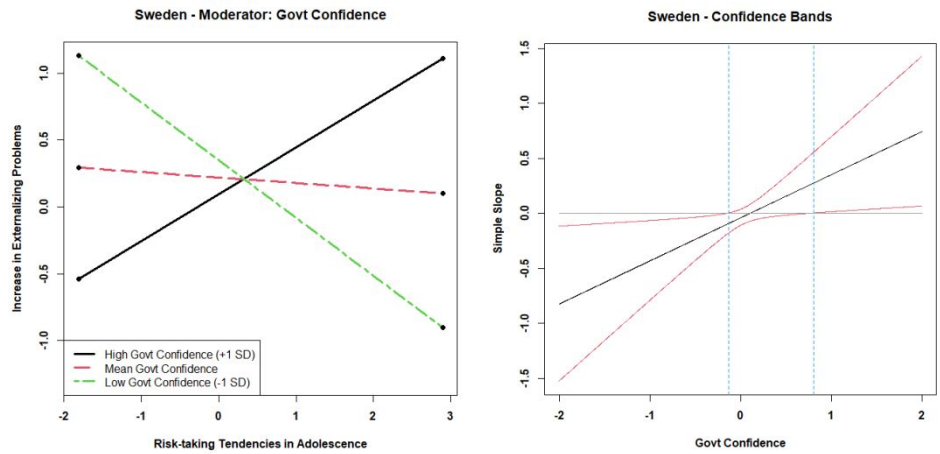
Supplemental Figure 4: Moderation of Relation between Risk-Taking Tendencies in Adolescence and Increase in Internalizing Problems during the Pandemic by Gender



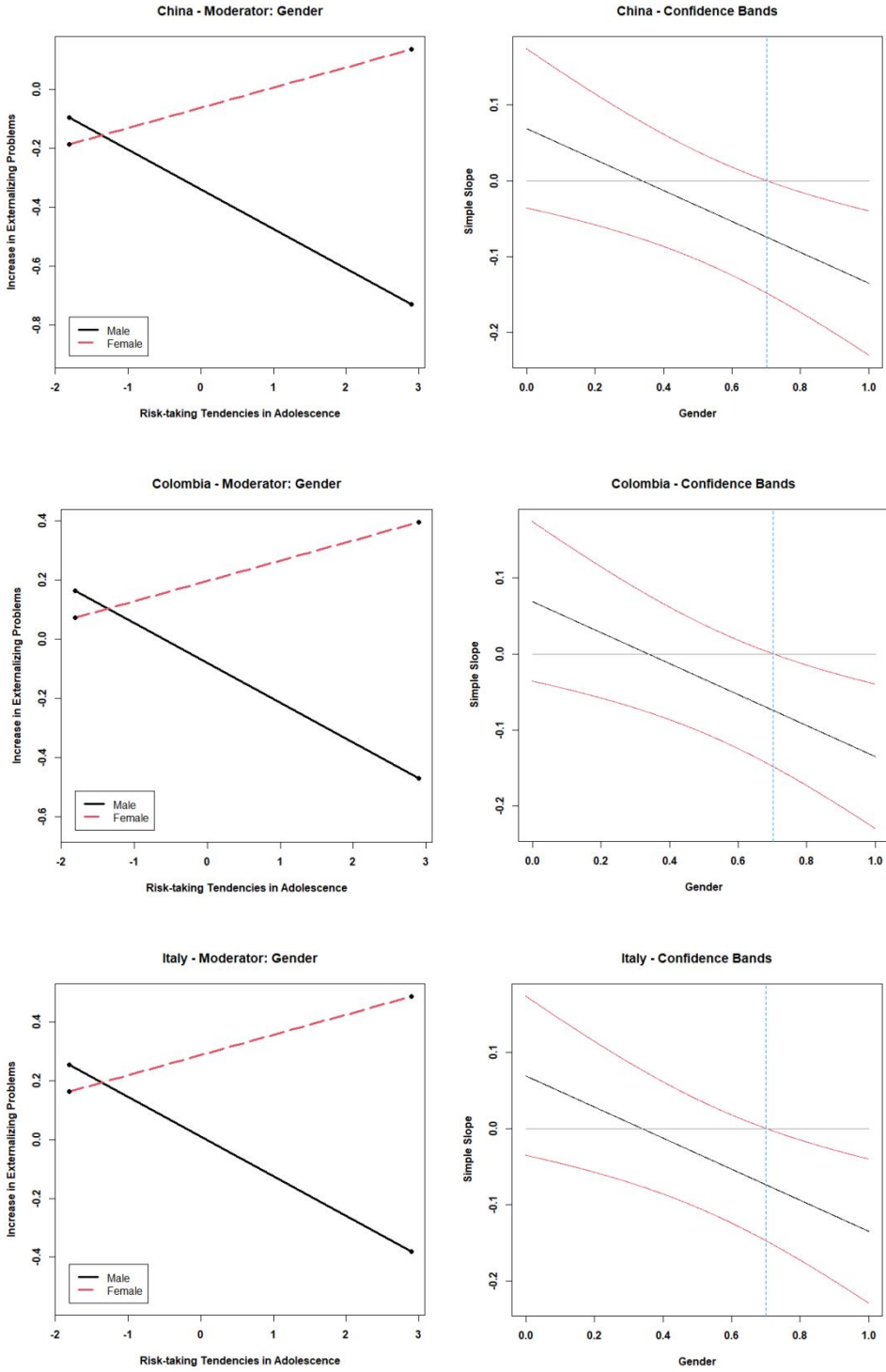
Supplemental Figure 5: Moderation of Relation between Risk-Taking Tendencies in Adolescence and Increase in Internalizing Problems during the Pandemic by Parental Education



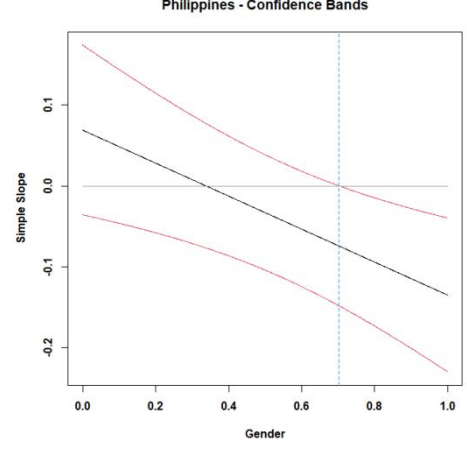
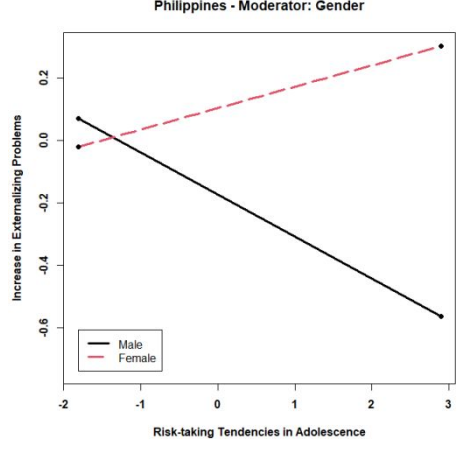
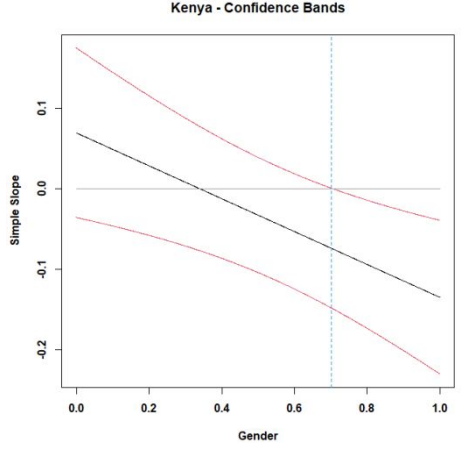
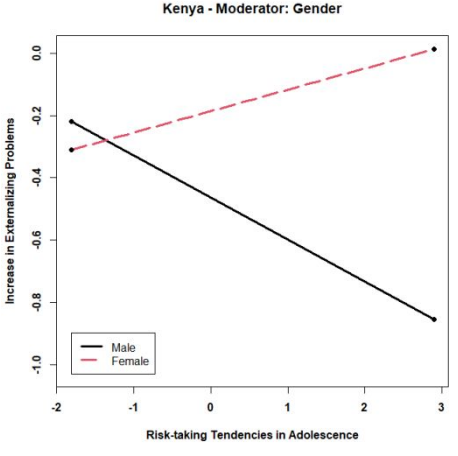
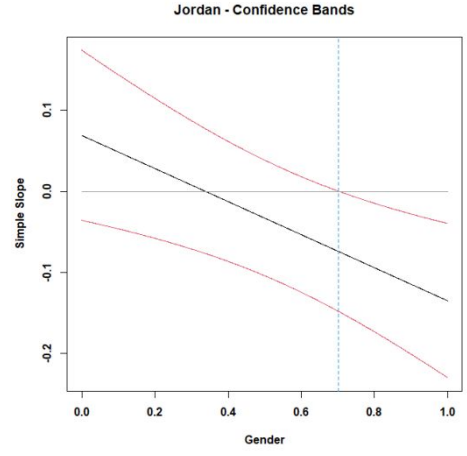
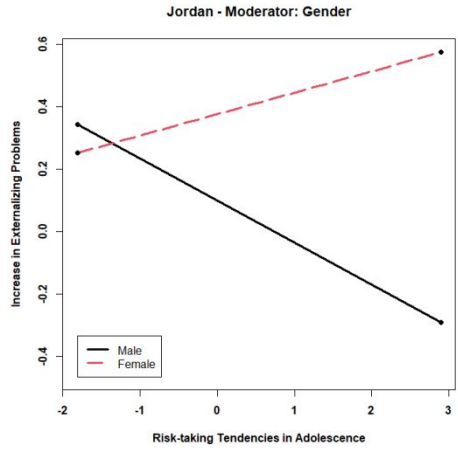
Supplemental Figure 6: Moderation of Relation between Risk-Taking Tendencies in Adolescence and Increase in Externalizing Problems during the Pandemic by Confidence of Government's Handling of Pandemic

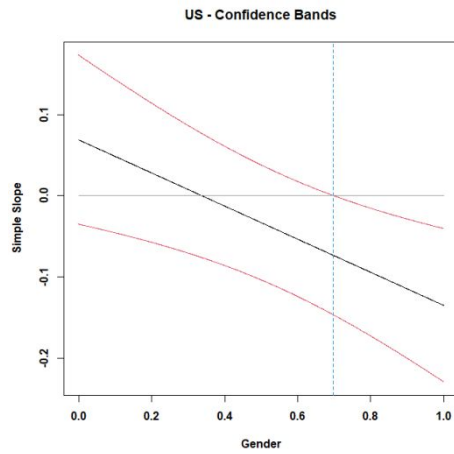
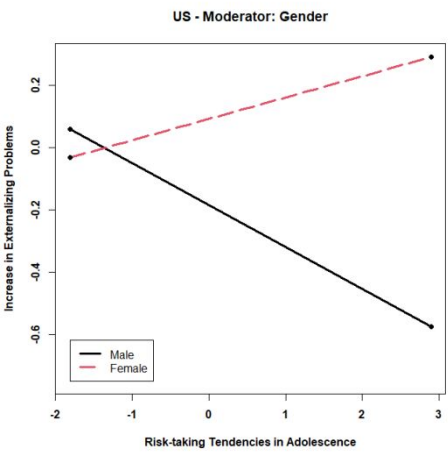
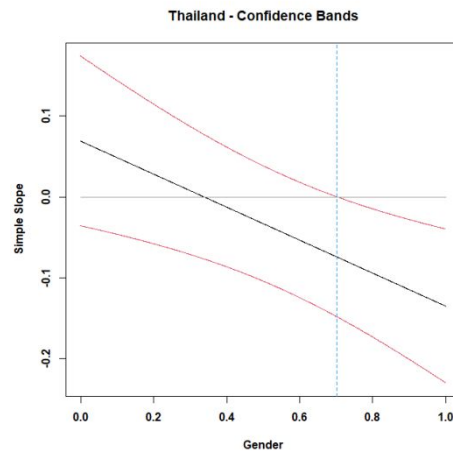
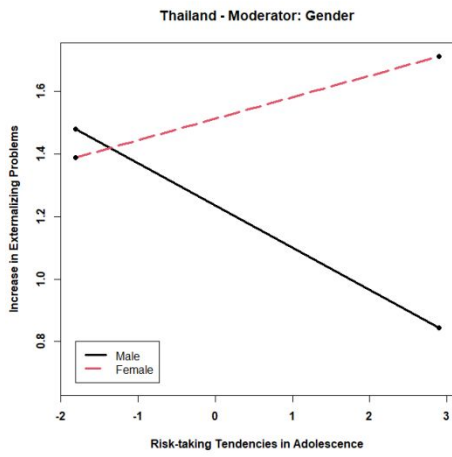
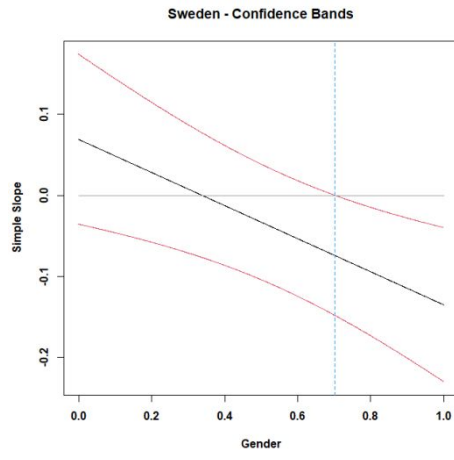
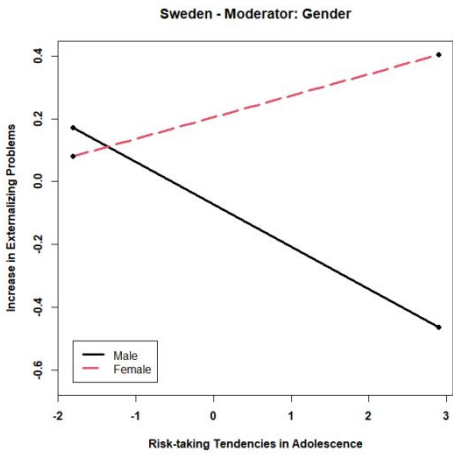


Supplemental Figure 7: Moderation of Relation between Risk-Taking Tendencies in Adolescence and Increase in Externalizing Problems during the Pandemic by Gender

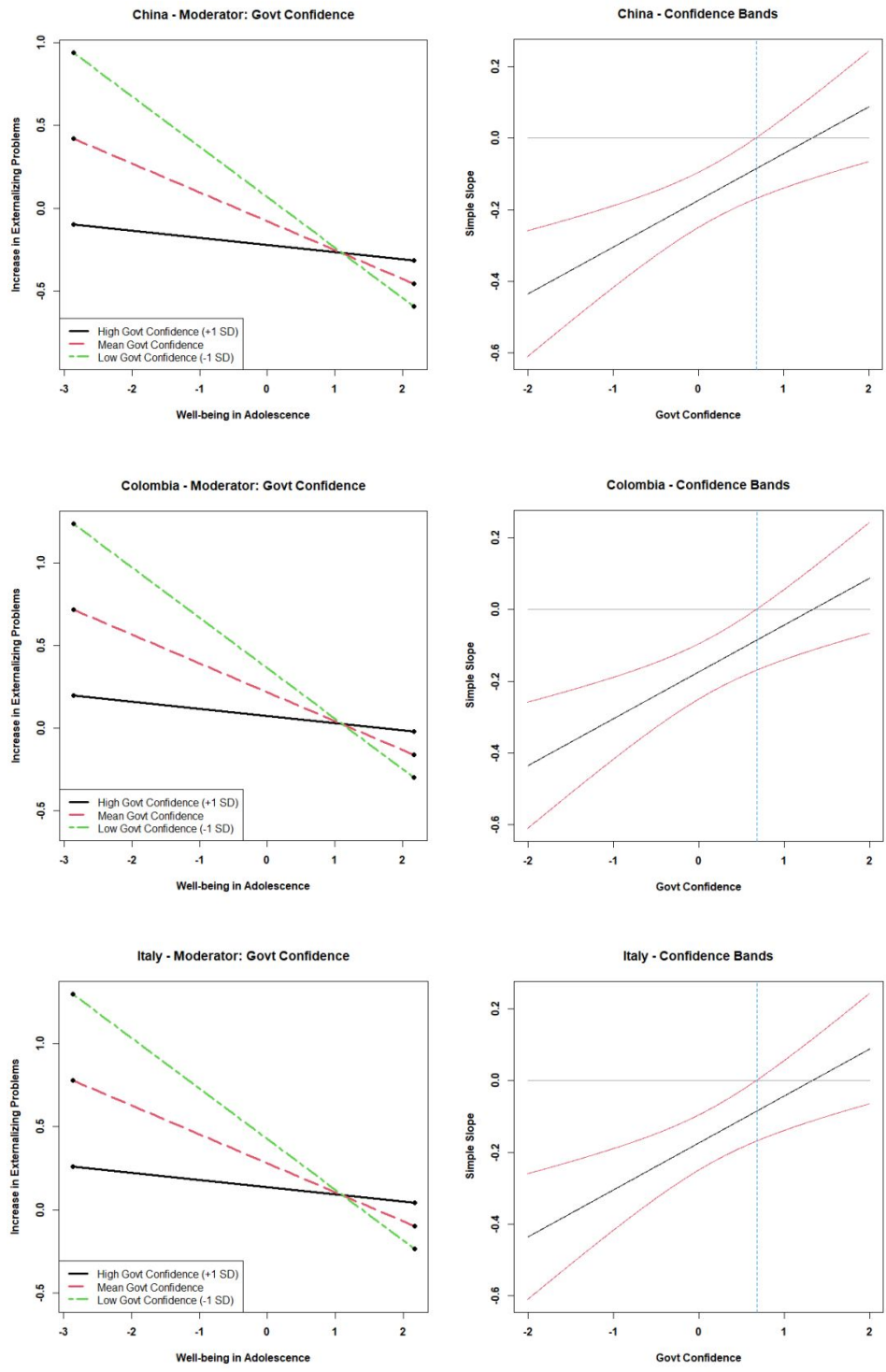


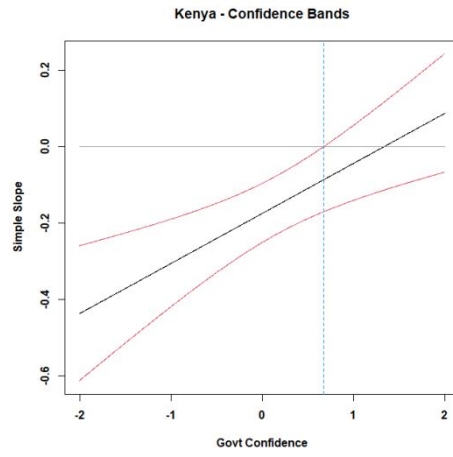
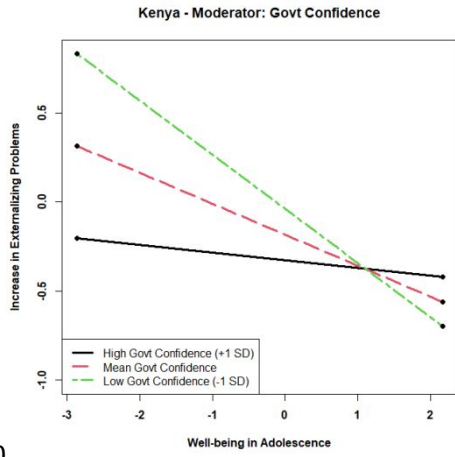
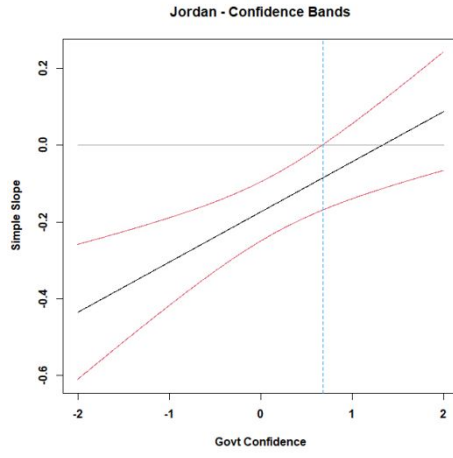
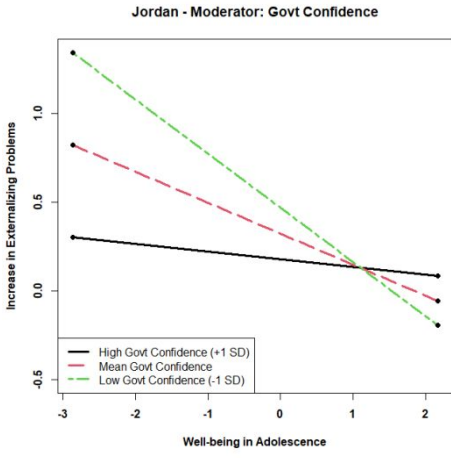




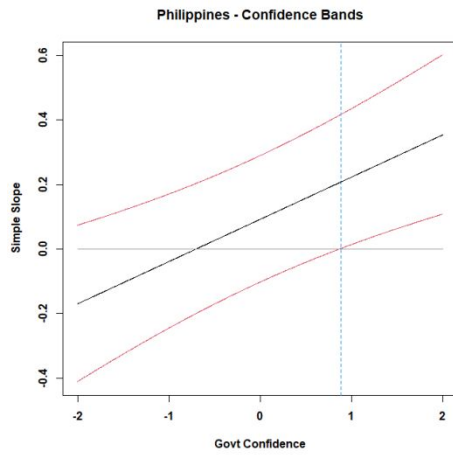
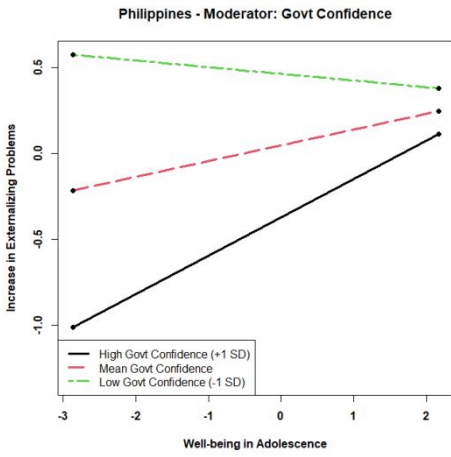


Supplemental Figure 8: Moderation of Relation between Well-being in Adolescence and Increase in Externalizing Problems during the Pandemic by Confidence of Government's Handling of Pandemic

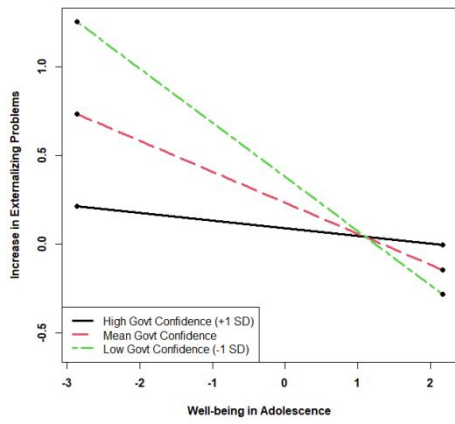




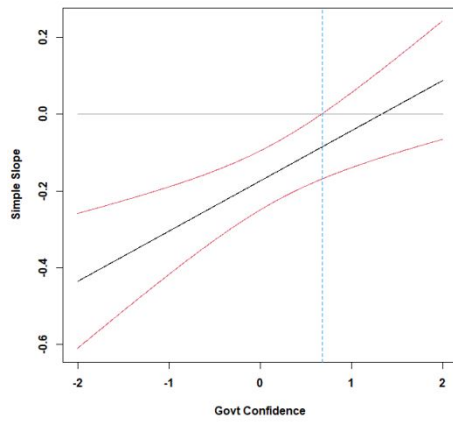
0



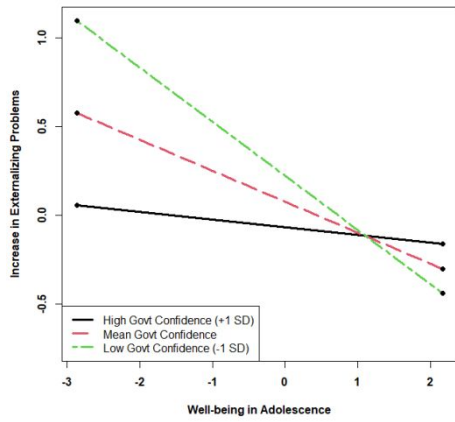
Sweden - Moderator: Govt Confidence



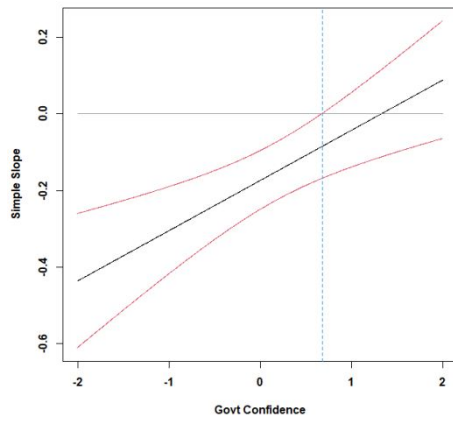
Sweden - Confidence Bands



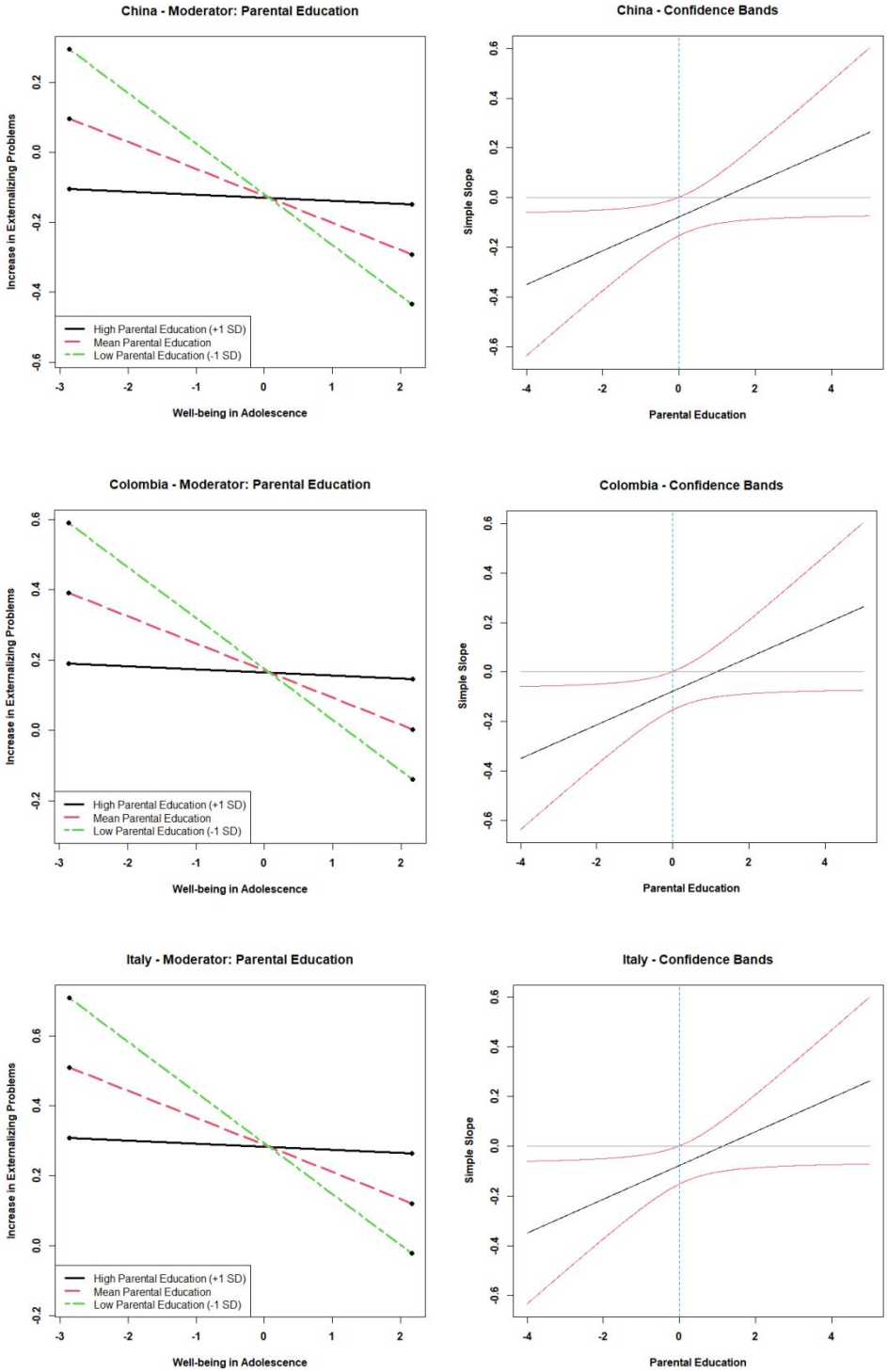
US - Moderator: Govt Confidence



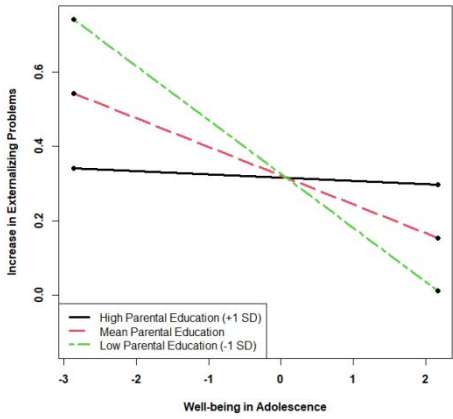
US - Confidence Bands



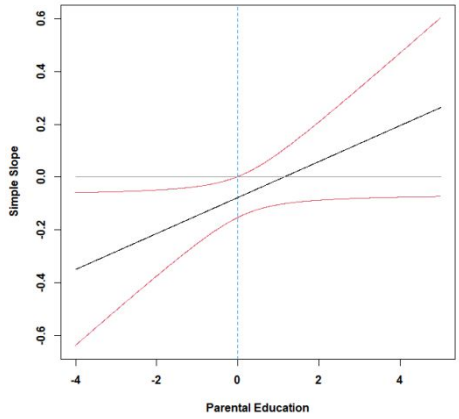
Supplemental Figure 9: Moderation of Relation between Well-being in Adolescence and Increase in Externalizing Problems during the Pandemic by Parental Education



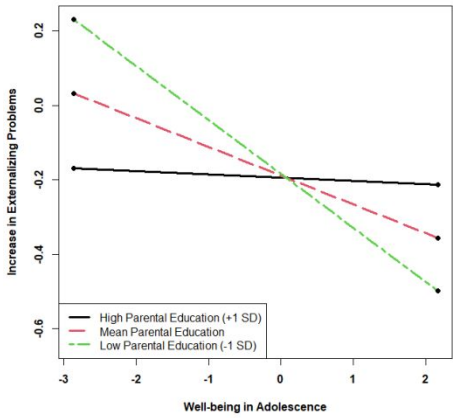
Jordan - Moderator: Parental Education



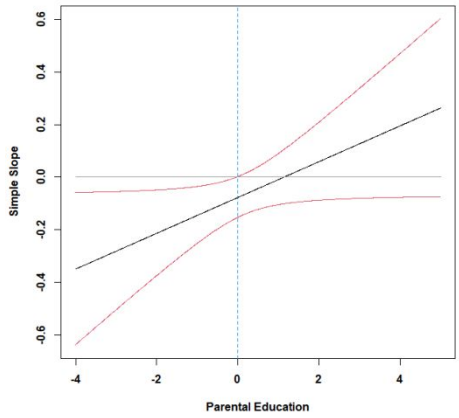
Jordan - Confidence Bands



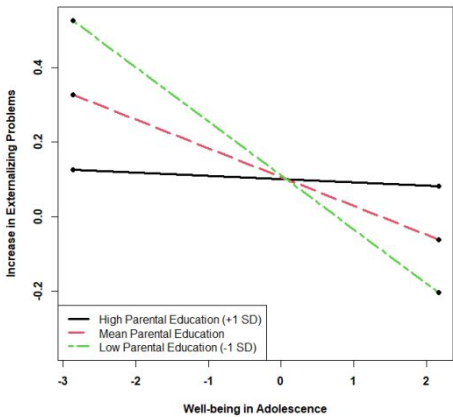
Kenya - Moderator: Parental Education



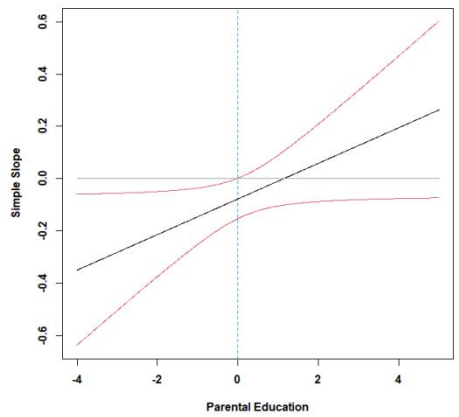
Kenya - Confidence Bands

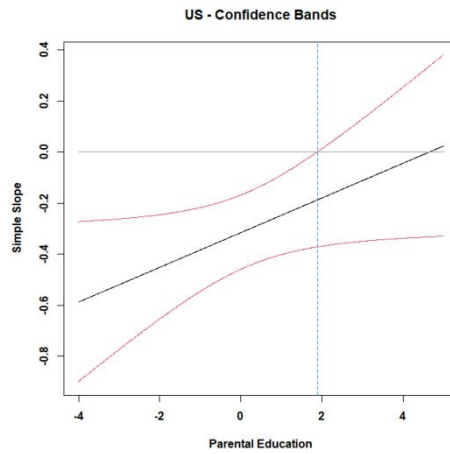
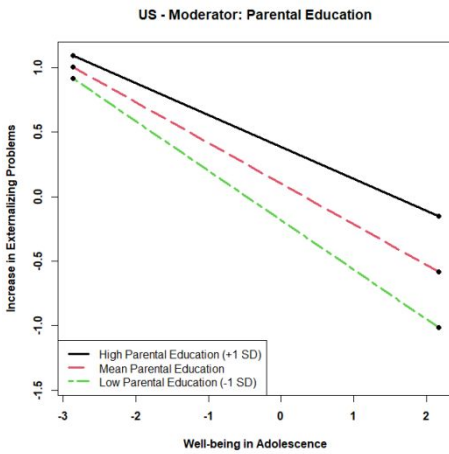
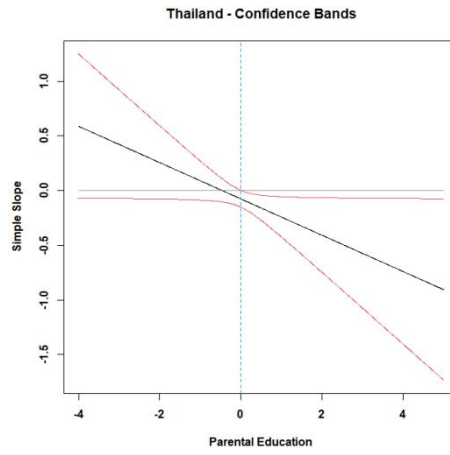
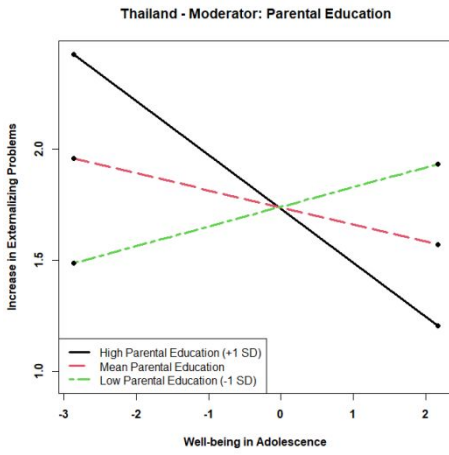
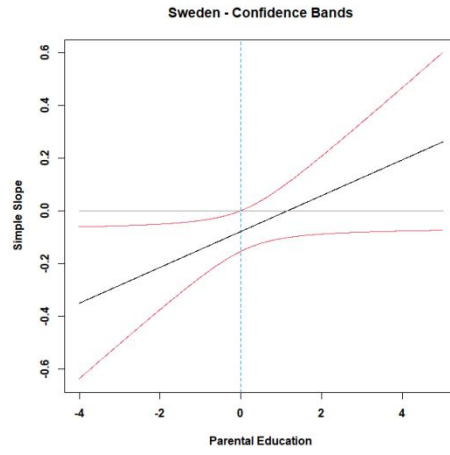
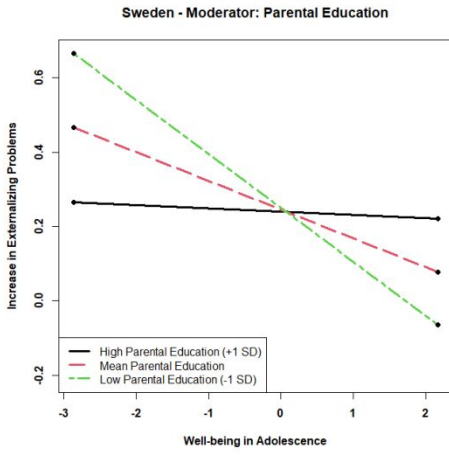


Philippines - Moderator: Parental Education



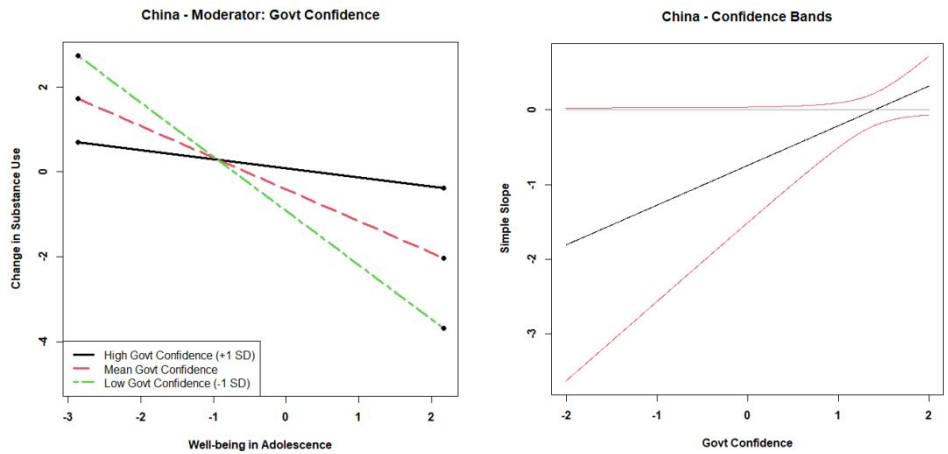
Philippines - Confidence Bands







Supplemental Figure 10: Moderation of Relation between Well-being in Adolescence and Change in Substance Use during the Pandemic by Confidence of Government's Handling of Pandemic



Supplemental Figure 11: Moderation of Relation between Well-being in Adolescence and Change in Substance Use during the Pandemic by Gender

