

# BMJ Open

BMJ Open is committed to open peer review. As part of this commitment we make the peer review history of every article we publish publicly available.

When an article is published we post the peer reviewers' comments and the authors' responses online. We also post the versions of the paper that were used during peer review. These are the versions that the peer review comments apply to.

The versions of the paper that follow are the versions that were submitted during the peer review process. They are not the versions of record or the final published versions. They should not be cited or distributed as the published version of this manuscript.

BMJ Open is an open access journal and the full, final, typeset and author-corrected version of record of the manuscript is available on our site with no access controls, subscription charges or pay-per-view fees (<http://bmjopen.bmj.com>).

If you have any questions on BMJ Open's open peer review process please email [info.bmjopen@bmj.com](mailto:info.bmjopen@bmj.com)

# BMJ Open

## The global burden of musculoskeletal disorders and attributable factors in 204 countries and territories from the Global Burden of Disease 2019 study

Journal:	<i>BMJ Open</i>
Manuscript ID	bmjopen-2022-062183
Article Type:	Original research
Date Submitted by the Author:	21-Feb-2022
Complete List of Authors:	Liu, Shiwen; Zhejiang Chinese Medical University Fan, Shuzhen; Zhejiang Chinese Medical University Wang, Yaxuan; Zhejiang Chinese Medical University Zhan, Yuxuan; Zhejiang Chinese Medical University Ye, Ding; Zhejiang Chinese Medical University, School of Public Health
Keywords:	Public health < INFECTIOUS DISEASES, EPIDEMIOLOGY, Musculoskeletal disorders < ORTHOPAEDIC & TRAUMA SURGERY

SCHOLARONE™  
Manuscripts



I, the Submitting Author has the right to grant and does grant on behalf of all authors of the Work (as defined in the below author licence), an exclusive licence and/or a non-exclusive licence for contributions from authors who are: i) UK Crown employees; ii) where BMJ has agreed a CC-BY licence shall apply, and/or iii) in accordance with the terms applicable for US Federal Government officers or employees acting as part of their official duties; on a worldwide, perpetual, irrevocable, royalty-free basis to BMJ Publishing Group Ltd ("BMJ") its licensees and where the relevant Journal is co-owned by BMJ to the co-owners of the Journal, to publish the Work in this journal and any other BMJ products and to exploit all rights, as set out in our [licence](#).

The Submitting Author accepts and understands that any supply made under these terms is made by BMJ to the Submitting Author unless you are acting as an employee on behalf of your employer or a postgraduate student of an affiliated institution which is paying any applicable article publishing charge ("APC") for Open Access articles. Where the Submitting Author wishes to make the Work available on an Open Access basis (and intends to pay the relevant APC), the terms of reuse of such Open Access shall be governed by a Creative Commons licence – details of these licences and which [Creative Commons](#) licence will apply to this Work are set out in our licence referred to above.

Other than as permitted in any relevant BMJ Author's Self Archiving Policies, I confirm this Work has not been accepted for publication elsewhere, is not being considered for publication elsewhere and does not duplicate material already published. I confirm all authors consent to publication of this Work and authorise the granting of this licence.

1  
2  
3  
4 **The global burden of musculoskeletal disorders and attributable factors in 204**  
5  
6 **countries and territories from the Global Burden of Disease 2019 study**  
7  
8

9 Shiwen Liu, UG,<sup>1</sup> Shuzhen Fan, UG,<sup>1</sup> Yaxuan Wang, UG,<sup>1</sup> Yuxuan Zhan, UG,<sup>1</sup> Ding  
10  
11 Ye, PhD<sup>1\*</sup>  
12  
13  
14  
15  
16

17 <sup>1</sup> Department of Epidemiology, Zhejiang Chinese Medical University School of Public  
18  
19 Health, Hangzhou, China  
20  
21  
22  
23  
24

25 **Corresponding author**  
26

27 Ding Ye, MD, PhD; Zhejiang Chinese Medical University School of Public Health,  
28  
29 548 Binwen Road, Hangzhou 310053, China  
30  
31  
32  
33 Email: yeding@zcmu.edu.cn  
34  
35  
36  
37  
38  
39  
40  
41  
42  
43  
44  
45  
46  
47  
48  
49  
50  
51  
52  
53  
54  
55  
56  
57  
58  
59  
60

**Manuscript word count: 3806**



## Abstract

### Objective

To evaluate the global burden as well as the relevant risk factors of musculoskeletal (MSK) disorders, along with its five common conditions from 1990 to 2019.

### Design

The data was obtained from the Global Burden of Disease Study (GBD) 2019.

### Setting and Participants

The individuals of all ages and genders from 21 regions in 204 countries and territories.

### Main outcome measures

The outcomes were incident cases, deaths, disability adjusted life years (DALYs), and their age-standardized rates (ASRs) for MSK disorders. Average annual percentage changes (AAPCs) of ASRs were calculated by Joinpoint regression analysis to estimate the trends.

### Results

Overall, there were 322.75 million incident cases, 117.54 thousand deaths, and 150.08 million DALYs of MSK disorders in 2019, respectively. In comparison with 1990, age-standardized incidence rate (3944.53 per 100,000, 95% uncertainty interval [UI] 3580.13 to 4325.84) and age-standardized DALY rate (1825.56 per 100,000, 95% UI 1322.52 to 2402.00) had decreased in 2019, with AAPCs of -0.32 (95% confidence interval [CI] -0.34 to -0.31) and -0.05 (95% CI -0.06 to -0.04), while age-standardized death rate (1.51 per 100,000, 95% UI 1.21 to 1.74) showed a stable trend from 1990

1  
2  
3  
4 to 2019. The peak age of the onset and DALYs had shifted to 50-54 years in 2019.

5  
6 Females remained to carry a much heavier burden of MSK disorders than males (1.29  
7  
8  
9 times for incident cases, 2.24 times for deaths and 1.45 times for DALYs). A  
10  
11 significantly negative correlation was observed between AAPC in ASRs and  
12  
13 sociodemographic index (SDI). Occupation risks contributed the most to MSK  
14  
15 disorders, and tobacco use and high body mass index (BMI) were also major risk  
16  
17 factors.  
18  
19  
20  
21

## 22 **Conclusions**

23  
24 This study suggested that the burden of MSK disorders have considerable  
25  
26 heterogeneity with different SDI regions. Strengthening effective prevention measures  
27  
28 against occupation risks may reduce the burden of MSK disorders.  
29  
30  
31

32 **Keywords:** Musculoskeletal disorders, Disease burden, Temporal trend, Risk factors  
33  
34  
35  
36  
37  
38  
39  
40  
41  
42  
43  
44  
45  
46  
47  
48  
49  
50  
51  
52  
53  
54  
55  
56  
57  
58  
59  
60

#### Strengths and limitations of this study

- The study provided a comprehensive estimate of the global burden of MSK disorders, and analyzed SDI regions, specific regions and countries. The risk factors of MSK disorders and its five common conditions were also analyzed.
- Time trend were assessed using Joinpoint regression model and quantified by AAPC.
- The current study was unable to take into account the wide variation in health progress even between countries with similar SDI, as the lack of data on the impact of different health systems in various countries or regions.
- Some other conditions of MSK disorders separately were classified as “other musculoskeletal disorders” and were not evaluated separately.
- This study is a secondary data analysis of the GBD study, which has its own limitations.

## Introduction

Musculoskeletal (MSK) disorders were defined as any type of discomfort to irreversible and disabling injury affecting motor organs, muscles, tendons, bones, cartilage, ligaments and nerves.<sup>1</sup> There were five common conditions including rheumatoid arthritis (RA), osteoarthritis (OA), low back pain (LBP), neck pain (NP), gout, and the rest captured in a category titled “other musculoskeletal disorders”. Notably, MSK disorders ranked fifth in disability adjusted life years (DALYs) and years lost due to disability (YLDs) ranked first in 2017 across the world.<sup>2</sup> MSK disorders are common in adolescents to the elderly,<sup>3-5</sup> but also one of the largest factors leading to the need for rehabilitation services among children.<sup>6</sup> What’s more, MSK disorders also often lead to psychological problems, along with pain and bad mood forming a vicious circle.<sup>7</sup> Besides, previous evidence has shown that people with MSK disorders are twice as likely to have other systemic chronic diseases as those without.<sup>8</sup> Therefore, good musculoskeletal health is necessary to have personal functional, economic, and social independence throughout their life course.

To date, MSK disorders have received little attention as they are rarely fatal and assumed to be irreversible.<sup>2</sup> However, the global burden of MSK disorders continues to increase in recent years, mainly due to the serious population growth and ageing phenomenon.<sup>5,9-10</sup> Over the past few decades, the burden of MSK disorders has been found that vary greatly in different countries.<sup>2,5</sup> The sociodemographic index (SDI) is known to be highly correlated with socioeconomic development and human health. It is measured by per capita income, average years of schooling and the total fertility

1  
2  
3  
4 rate under 25 to represent the comprehensive development status of country, with  
5  
6 values ranging between 0 and 1.<sup>11-12</sup> According to previous studies, age-standardized  
7  
8 incidence rate showed a downward trend in high-middle and high SDI regions,<sup>2</sup> but  
9  
10 the age-standardized DALY rate increased with SDI in 2017.<sup>5</sup>  
11  
12  
13

14 Previous studies have suggested that heavy physical labor and awkward work  
15  
16 posture could increase the risk of MSK disorders. Particularly, awkward work posture  
17  
18 is a common cause of neck pain and low back pain.<sup>13</sup> Smoking and high body mass  
19  
20 index (BMI) are also positively associated with the occurrence and prognosis of MSK  
21  
22 disorders.<sup>3-4</sup> For example, several dose-response meta-analyses found that the risk of  
23  
24 developing RA was significantly increased among smokers, even with a low lifelong  
25  
26 exposure,<sup>14</sup> and greater BMI increase the risk of gout<sup>15</sup> and knee osteoarthritis.<sup>16</sup>  
27  
28 Other risk factors, such as psychosocial, diet, sedentary behavior and others, can also  
29  
30 affect and exacerbate the progress of MSK disorders.<sup>1,13</sup>  
31  
32  
33  
34  
35  
36  
37

38 Understanding the trends of disease burden and associated risk factors can help  
39  
40 better understand and prevent MSK disorders. We first used data from the Global  
41  
42 Burden of Disease (GBD) study 2019 to examine the global patterns and trends of  
43  
44 MSK disorders from 1990 to 2019 in detail, explore the association between the  
45  
46 disease burden and SDI, and identify the attributable risk factors for establishing  
47  
48 targeted intervention programs.  
49  
50  
51  
52  
53  
54  
55

## 56 **Methods**

### 57 **Overview**

1  
2  
3  
4 GBD 2019 study measures the burden of disease by incident cases, deaths, DALYs  
5  
6 for diseases and injuries in 204 countries or territories from 1990 to 2019. GBD study  
7  
8 updates, and adds new data and methodological enhancements to the estimation of the  
9  
10 entire time series after each change to adjust for bias. Currently, the GBD study  
11  
12 results in 2019 replaced GBD data from previous rounds, making some changes. In  
13  
14 this study, Bayesian meta-regression modelling tool, DisMod-MR 2.1 was used for  
15  
16 cross-analysis and correction of bias risk to ensure consistency between data for  
17  
18 standardized statistical estimation and modeling performance evaluation. Also,  
19  
20 network meta-regression was used to estimate the correction factor of measurement  
21  
22 methods and alternative case definition.<sup>17-19</sup>  
23  
24  
25  
26  
27  
28  
29  
30  
31  
32

### 33 **Patient and public involvement**

34  
35 Patient and public were not involved in the design, conduct, reporting or  
36  
37 dissemination of our studies. The data used in this study is publicly available.  
38  
39  
40  
41  
42

### 43 **Data**

44  
45 The present study focused on the global burden of MSK disorders and its five  
46  
47 common conditions. Detailed information was downloaded from the Global Health  
48  
49 Data Exchange (GHDx) website (<http://ghdx.healthdata.org/gbd-results-tool>),  
50  
51 including the number of incident cases, deaths, and DALYs, and the corresponding  
52  
53 age-standardized rates (ASR) by cause, sex, age and location. DALY is a measure of  
54  
55 health, quality of life and life lost. The ASRs per 100,000 were computed referring to  
56  
57  
58  
59  
60

1  
2  
3  
4 the world standard population.<sup>20</sup> Compared with incidence rate and mortality, DALY  
5  
6 rate is a good description of noncommunicable chronic diseases due to their low  
7  
8 mortality and high disability consequences. In addition, SDI for 204 countries was  
9  
10 also downloaded for the following correlation analysis, which was also divided into  
11  
12 quintiles accordingly, including high SDI, high-middle SDI, middle SDI, low-middle  
13  
14 SDI and low SDI. To explore the age distribution of MSK disorders and its five  
15  
16 common conditions, we divided the ages into groups, including 5 to 9, 10 to 14, ...,  
17  
18 90 to 94, 95 plus, no MSK disorders occurred in patients aged 0 to 4 years. Finally,  
19  
20 we investigated the risk factors associated with five common conditions of MSK  
21  
22 disorders and the trend of risk factors to ASRs, in order to study the influence of risk  
23  
24 factors and improve the prognosis of MSK disorders.  
25  
26  
27  
28  
29  
30  
31  
32  
33  
34

### 35 **Statistical analysis**

36  
37 Temporal trend changes were estimated by annual percentage changes (APC), which  
38  
39 are computed by fitting a series of jointed straight lines to ASR trends. APC is  
40  
41 calculated for each of the identified trends using a regression model of the natural  
42  
43 logarithm of the ASR from year to year. The formula is as follows:  $y = \alpha + \beta x + \varepsilon$ ,  
44  
45 where  $y$  refers to  $\ln(\text{ASR})$ ,  $x$  represents calendar year, and  $\varepsilon$  represents error term.  
46  
47 The APC of each joinjoint was calculated by the formula of  $\text{APC} = 100 \times (e^{\beta} - 1)$ ,  
48  
49 and average APC (AAPC) is the geometrically weighted average of all APCs derived  
50  
51 from the joinpoint trend analysis.<sup>21</sup> AAPC can use segmented APC to summarize and  
52  
53 compare rates of change over time and identify long-term trends, even if the rates of  
54  
55  
56  
57  
58  
59  
60

1  
2  
3  
4 change are unstable.<sup>22-23</sup> AAPC and 95% CI were calculated using Joinpoint  
5  
6 Regression Program (V.4.9.0.0) to establish join point regression model. If AAPC  
7  
8 value and its 95% CI is greater than 0, ASR shows an upward trend; when AAPC  
9  
10 value and its 95% CI is less than 0, ASR shows a descending trend; otherwise, the  
11  
12 ASR has not changed. We also conducted Pearson correlation analysis between  
13  
14 AAPC and SDI from 1990 to 2019, including *P* value and R index. A *P* value less  
15  
16 than 0.05 is considered statistically significant.  
17  
18  
19  
20  
21  
22  
23  
24

## 25 **Results**

### 27 **Burden of MSK disorders at the global, regional and national level**

28  
29 Globally, the number of incident cases, deaths and DALYs from MSK disorders in  
30  
31 2019 were 322.75 million (95% uncertainty interval [UI] 292.67 to 354.31), 117.54  
32  
33 thousand (95% UI 94.84 to 136.05) and 150.08 million (95%UI 108.78 to 197.82),  
34  
35 respectively (online supplementary table S1). In addition, the proportion of incident  
36  
37 cases of the five common conditions in MSK disorders was 67.15% (LBP), 14.28%  
38  
39 (NP), 12.46% (OA), 2.77% (gout) and 0.32% (RA) in 2019, respectively. LBP  
40  
41 (42.44%) contributed the most to the number of DALYs, followed by NP (14.71%),  
42  
43 OA (12.63%), RA (2.17%) and gout (1.12%). Besides, only RA was fatal among the  
44  
45 five common conditions, with the deaths of 44.41 thousand (95% UI 33.95 to 51.75)  
46  
47 in global (online supplementary table S2). Details of OA, LBP, NP and gout are  
48  
49 shown in the online supplementary table S3-6.  
50  
51  
52  
53  
54  
55  
56  
57  
58  
59  
60



1  
2  
3  
4 The ASIR, ASDR, age-standardized DALY rate of MSK disorders were 3944.53  
5  
6 (95% UI 3580.13 to 4325.84), 1.51 (95% UI 1.21 to 1.74), 1825.56 (95% UI 1322.52  
7  
8 to 2402.00) per 100,000 in 2019, respectively (online supplementary table S1). ASDR  
9  
10 increased by 2.03% from 1990 to 2019, with increases particularly in low to middle  
11  
12 SDI regions. Conversely, the ASIR declined rapidly from 1990 to 2000, while the  
13  
14 downward trend slowed down after 2000. The age-standardized DALY rate in 2019  
15  
16 decreased by 1.44% compared to 1990, which dropped sharply from 1990 to 1999,  
17  
18 but showed an upward trend after 2000. Moreover, the ASIR and age-standardized  
19  
20 DALY rate tended to be numerically larger in higher SDI regions than that of lower  
21  
22 SDI regions (online supplementary figure S1-2). In 21 GBD regions, the highest  
23  
24 ASIR (5321.53 per 100,000, 95% UI 4902.93 to 5808.64) and age-standardized  
25  
26 DALY rate (3260.82 per 100,000, 95% UI 2374.13 to 4262.54) was detected in High-  
27  
28 income North America (online supplementary table S1).  
29  
30  
31  
32  
33  
34  
35  
36

37 At the national level, ASIR and age-standardized DALY rate were correlated with  
38  
39 SDI (online supplementary figure S3), and ASRs values were higher in regions with  
40  
41 high SDI. United States of America had the highest ASIR (5471.08 per 100,000, 95%  
42  
43 UI 5043.73 to 5965.44) and age-standardized DALY rate (3330.59 per 100,000, 95%  
44  
45 UI 2425.68 to 4345.44) of MSK disorders in 2019. Barbados, Bahamas, and  
46  
47 Honduras were the three countries with the highest ASDR in 2019 (figure 1; online  
48  
49 supplementary table S7). As for the changes of ASRs from 1990 to 2019, ASIR and  
50  
51 age-standardized DALY rate showed the largest increase in Zambia. China had the  
52  
53 most dramatic drop in ASIR, and age-standardized DALY rate also decreased greatly  
54  
55  
56  
57  
58  
59  
60

1  
2  
3  
4 which was ranked third. Paraguay and Kazakhstan had the largest increase in ASDR  
5  
6 (online supplementary figure S4). And the five common conditions of MSK disorders  
7  
8 are shown in online supplementary table S8-12.  
9  
10

### 11 12 13 14 **Burden of MSK disorders in age and gender groups**

15  
16  
17 As shown in figure 2, it was noteworthy that the peak age of the onset of MSK  
18  
19 disorders had shifted from 35-39 years in 1990 to 50-54 years in 2019. Similarly,  
20  
21 burden of DALYs reached the peak at the age of 50-54 years old. In terms of five  
22  
23 common conditions in 2019, the onset peak of RA, OA and LBP was 50-54 years old,  
24  
25 that of NP and gout was 40-44 years and 65-69 years, respectively. The peak age of  
26  
27 DALYs of five conditions were 65-69 years (RA), 60-64 years (OA), 50-54 years  
28  
29 (LBP), 45-49 years (NP) and 65-69 years (gout), respectively. Moreover, LBP made  
30  
31 the largest contribution for incident cases and DALYs burden across any age groups.  
32  
33  
34  
35  
36

37  
38 Over the years, females carried a much heavier burden of MSK disorders than  
39  
40 males. The incident cases, deaths and DALYs were 1.29, 2.24 and 1.45 times higher  
41  
42 in males than females, respectively. By cause, the burden in females was consistently  
43  
44 heavier than that in males, except for gout (online supplementary figure S5; online  
45  
46 supplementary table S2-6). For RA, the number of incident cases, deaths and DALYs  
47  
48 among females were 2.25, 2.21 and 2.33 times as high as those among males,  
49  
50 respectively. Also, there was gender difference in the burden of NP, since females  
51  
52 (26.33 million, 95% UI 20.91 to 33.18) had 1.73 times more incident cases than males  
53  
54 (15.24 million, 95% UI 12.01 to 19.37). As for OA, females were 1.56 times more  
55  
56  
57  
58  
59  
60

1  
2  
3  
4 likely to occur OA (11.56 million, 95% UI 5.85 to 22.23) than males (7.39 million,  
5  
6 95% UI 3.72 to 14.68). Although the difference was slight between males and females  
7  
8 (1.35 and 1.37 times, respectively) in the incident cases and DALYs of LBP, but cases  
9  
10 was larger (incident case of females: 128.21 million, 95% UI 113.80 to 144.67; males:  
11  
12 95.25 million, 95% UI 83.91 to 108.43; DALYs of females: 36.85 million, 95% UI  
13  
14 26.07 to 49.45; males: 26.84 million, 95% UI 18.90 to 35.92). Conversely, the  
15  
16 incident cases and DALYs of gout were 2.94 and 3.16 times higher in males than  
17  
18 females, respectively.  
19  
20  
21  
22  
23  
24  
25  
26  
27

### 28 **AAPCs of MSK disorders at the global and regional level**

29  
30 At the global level, the AAPCs of ASIR, ASDR and age-standardized DALY rate of  
31  
32 MSK disorders were -0.32 (95% CI -0.34 to -0.31), 0.05 (95% CI -0.05 to 0.15) and -  
33  
34 0.05 (95% CI -0.06 to -0.04) from 1990 to 2019, respectively (online supplementary  
35  
36 table S1). According to the 21 regions, the ASIR and age-standardized DALY rate  
37  
38 showed minor changes in most regions over time. Regarding to the ASIR from 1990  
39  
40 to 2019, the most pronounced decrease was shown in East Asia (AAPC= -0.66, 95%  
41  
42 CI -0.69 to -0.62), followed by South Asia (AAPC= -0.53, 95% CI -0.58 to -0.48).  
43  
44  
45  
46  
47 The most remarkable increasing trend in age-standardized DALY rate was detected in  
48  
49 Andean Latin America (AAPC= 0.25, 95% CI 0.23 to 0.27), and the most decreasing  
50  
51 trend was observed in East Asia (AAPC= -0.23, 95% CI -0.32 to -0.13) (online  
52  
53 supplementary table S1; online supplementary figure S6).  
54  
55  
56  
57

58 For the five common conditions, it was obvious that ASRs presented a different  
59  
60

1  
2  
3  
4 temporal trend, with AAPCs in ASIRs of RA, OA, LBP, NP and gout being 0.21  
5  
6 (95% CI 0.18 to 0.21), 0.13 (95% CI 0.11 to 0.15), -0.49 (95% CI -0.52 to -0.46), -  
7  
8 0.02 (95% CI -0.02 to -0.01) and 0.58 (95% CI 0.51 to 0.66) in global, respectively  
9  
10 (online supplementary table S2-6). The AAPCs of age-standardized DALY rate  
11  
12 varied greatly in the five conditions, with the pronounced decrease for LBP of -0.61  
13  
14 (95% CI -0.65 to -0.57) and increase for gout of 0.71 (95% CI 0.61 to 0.80) in global  
15  
16 (online supplementary table S4, 6).

17  
18  
19  
20  
21  
22 The AAPCs among the five common conditions differed across different regions  
23  
24 (online supplementary table S2-6). As for AAPCs of ASIR, Andean Latin America  
25  
26 was the fastest growing region of RA (AAPC= 1.35, 95% CI 1.33 to 1.37) and OA  
27  
28 (AAPC= 0.34, 95% CI 0.33 to 0.36), and high-income North America was the fastest  
29  
30 increasing region of gout (AAPC= 1.55, 95% CI 1.38 to 1.71), while Tropical Latin  
31  
32 America fell the fastest in LBP with AAPC of -1.11 (95% CI -1.18 to -1.05) and  
33  
34 Australasia was the fastest decreasing region of NP (AAPC= -0.138, 95% CI -0.141  
35  
36 to -0.136). At the aspect of age-standardized DALY rate, LBP showed a decreasing  
37  
38 trend in most regions, with the greatest decline in East Asia (AAPC= -1.15, 95% CI -  
39  
40 1.22 to -1.09). The increase age-standardized DALY rate of gout had been  
41  
42 particularly dramatic in high-income North America (AAPC= 2.03, 95% CI 1.94 to  
43  
44 2.13).

### 55 56 **Correlation between AAPCs and SDI**

57  
58 The relationship between AAPCs in ASRs of MSK disorders and the SDI for 204  
59  
60

1  
2  
3  
4 countries is shown in the figure 3. A negative correlation was observed between  
5  
6 AAPC in ASIR and SDI ( $R = -0.14$ ,  $P = 0.043$ ). Generally, AAPC in ASDR was  
7  
8 negatively correlated with SDI ( $R = -0.22$ ,  $P = 0.0017$ ). Correlation curve showed that  
9  
10 AAPC of ASDR increased and decreased when SDI value was less than 0.5 and  
11  
12 beyond 0.65, respectively. Regarding to AAPC of age-standardized DALY rate, it  
13  
14 was negatively correlated with SDI ( $R = -0.21$ ,  $P = 0.0023$ ) as a whole.  
15  
16 More specifically, the AAPC increased with the increase of SDI when SDI was less  
17  
18 than 0.5, and it then stabilized at a higher level when SDI was between 0.5 and 0.75,  
19  
20 while it gradually decreased to negative when SDI value exceeded 0.75.  
21  
22  
23  
24  
25  
26  
27  
28  
29

### 30 **Risk factors attributable to MSK disorders and five common conditions in 2019**

31  
32 In 2019, occupational risks and tobacco use were the main distributors of DALYs  
33  
34 from the MSK disorders, accounting for 15.31 (95% UI 10.54 to 20.76) and 10.29  
35  
36 (95% UI 6.60 to 14.39) million in global, respectively. Other distributors including  
37  
38 high BMI and kidney dysfunction were also responsible for the DALYs. Taken  
39  
40 together, these four risk factors explained approximately 22.16% of DALYs due to  
41  
42 MSK disorders in global. For regions with SDI quintiles, occupational risks had the  
43  
44 greatest influence on DALYs in middle SDI regions (4.85 million, 95% UI 3.33 to  
45  
46 6.61) and low-middle SDI regions (3.32 million, 95% UI 2.29 to 4.51), especially in  
47  
48 Asian countries. At regional level, occupational risks contributed the most to DALYs  
49  
50 in East Asia, South Asia and Southeast Asia. However, tobacco used contributed  
51  
52 more to DALYs in high SDI regions (3.27 million, 95% UI 2.08 to 4.61) and high-  
53  
54  
55  
56  
57  
58  
59  
60

1  
2  
3  
4 middle regions (2.88 million, 95% UI 1.88 to 4.03). Notably, tobacco use made a  
5  
6 great contribution to DALYs in Western Sub-Saharan Africa, Central Sub-Saharan  
7  
8 Africa and Tropical Latin America (figure 4). For the five common conditions of  
9  
10 MSK disorders, tobacco use had a great impact on RA and LBP, and high BMI was a  
11  
12 risk factor for RA and gout (online supplementary figure S7).  
13  
14  
15

16  
17 Of concern was the linear increase in age-standardized DALY rate of MSK  
18  
19 disorders between 1990 and 2019 associated with high BMI. On the contrary, other  
20  
21 risk factors related to the age-standardized DALY rate had been declining, such as  
22  
23 occupational risks and tobacco use. However, the contribution of kidney dysfunction  
24  
25 to age-standardized DALY rate remained stable (online supplementary figure S8).  
26  
27  
28  
29  
30  
31

## 32 **Discussion**

### 33 **Statement of principal findings**

34  
35 In the current study, we analyzed the trend of disease burden of MSK disorders, along  
36  
37 with its five common conditions at the global, regional and national level. In general,  
38  
39 MSK disorders is still a serious disease with a high burden.  
40  
41  
42  
43  
44

45 The incident cases, deaths, DALYs of MSK disorders increased by 59.86%,  
46  
47 116.02%, 77.39% from 1990 to 2019, respectively. Moreover, AAPC of ASIR and  
48  
49 age-standardized of DALY rate had decreased significantly and that of ASDR had  
50  
51 increased slightly from 1990 to 2019. The influence of gender on the global trends  
52  
53 showed that the onset peak age of MSK disorders had shifted from 35-39 years in  
54  
55 1990 to 50-54 years in 2019, and the highest number of deaths also had moved to over  
56  
57  
58  
59  
60

1  
2  
3  
4 70 years old. It could be probably explained by population growth and aging.

5  
6 According to United Nations statistics, the global population increased by 47.54%  
7  
8  
9 from 5.28 billion in 1990 to 7.79 billion in the last census.<sup>24</sup> With the improvement of  
10  
11 living standards, medical and health conditions, as well as the increase of health  
12  
13 awareness and rate of medical visits,<sup>25</sup> the global life expectancy had increased from  
14  
15 65.4 years (95% UI 65.0 to 65.8) in 1990 to 73.5 years (95% UI 72.8 to 74.3) in  
16  
17 2019.<sup>26</sup> In 2019, there were 1 billion people aged 60 and over in the world.<sup>27</sup> The  
18  
19 number and proportion of the global population aged 60 and over are both increasing.  
20  
21 Ageing growth is occurring at an unprecedented rate and will accelerate in the coming  
22  
23 decades.<sup>27</sup>  
24  
25  
26  
27  
28  
29

30 There exist gender differences in the global cases and ASRs of MSK disorders,  
31  
32 because the values are significantly larger in females than males at all ages. After  
33  
34 stratified by subtypes, the burden of RA, OA, LBP and NP were consistently higher in  
35  
36 females than males for MSK disorders,<sup>4,28-32</sup> except for gout. Current research  
37  
38 suggested that sex disparity in the burden of MSK disorders may be due to genetic,  
39  
40 hormonal, environmental and social factors, such as ligament relaxation, estrogen,  
41  
42 progesterone, exercise and work posture.<sup>33-34</sup> In particular, pregnancy and menopause  
43  
44 events have a great impact on the development and prognosis of MSK disorders in  
45  
46 females.<sup>35</sup>  
47  
48  
49  
50  
51

52  
53 It is worth noting that ASIR and age-standardized DALY rate were significantly  
54  
55 associated with SDI value in 2019. Unexpectedly, ASIR and age-standardized DALY  
56  
57 rate increased with the increase of SDI. Considering that population aging may be the  
58  
59  
60

1  
2  
3  
4 critical driver of the burden of MSK disorders, the fact that aging phenomenon is  
5  
6 more severe in higher SDI regions may account for the situation.<sup>10</sup> In addition, we  
7  
8 found that tobacco used contributed more to DALYs in high SDI regions and high-  
9  
10 middle regions. Study have shown that regions with higher SDI have higher  
11  
12 prevalence of daily smoking and higher dependence on marijuana, opioids and  
13  
14 cocaine.<sup>36</sup> And industrial development will also increase the burden to a certain  
15  
16 extent. People in industrialized countries are more likely to engage in related exposure  
17  
18 occupations.<sup>37</sup> However, there was a significant decrease in AAPCs of ASDR and  
19  
20 DALY rate in high SDI regions, indicating that these countries are also actively  
21  
22 dealing with this problem. And with the improvement of the level of national  
23  
24 economic development, bringing the greater live and health conditions to the general  
25  
26 population and health awareness in the community.<sup>38-40</sup> Uruguay and Switzerland had  
27  
28 the lowest AAPC of ASDR and AAPC of DALY, respectively. Thus, the policies of  
29  
30 them deserve further study and can be used as a reference.

31  
32  
33  
34  
35  
36  
37  
38  
39  
40 Research on risk factors related to MSK disorders is helpful to take active measures  
41  
42 and formulate relevant policies to alleviate the burden of MSK disorders. Occupation  
43  
44 risks contributed the most to MSK disorders, especially LBP. It has been suggested  
45  
46 that large postural changes, prolonged static postures and high-intensity dynamic  
47  
48 exercise can increase spinal load and spinal contraction, leading to local change in  
49  
50 biomechanics, physiology and neurological function, which may promote the  
51  
52 occurrence of LBP.<sup>41</sup> Tobacco use is the second major risk factor for premature  
53  
54 disability and death globally,<sup>42</sup> and the relative ranking of tobacco-attributable disease  
55  
56  
57  
58  
59  
60



1  
2  
3  
4 burden as measured by DALYs had moved to second.<sup>43</sup> For MSK disorders, tobacco  
5  
6 use is a main contributor to the DALYs of LBP and RA. In view of biological  
7  
8 mechanism, smoking may have the influence on LBP and RA through oxidative  
9  
10 stress, systemic proinflammatory state formation, autoantibody formation, epigenetic  
11  
12 changes and synovial hyperplasia.<sup>44</sup> Fortunately, as the results indicated, the age-  
13  
14 standardized DALY rate caused by occupation risks and tobacco use was declining  
15  
16 from 1990 to 2019. However, the contribution of high BMI to OA, LBP and gout  
17  
18 continues to increase. The global obesity epidemic is poorly controlled, with a  
19  
20 significant increase in the number of deaths and DALYs caused by high BMI.<sup>39,45</sup> In  
21  
22 addition, kidney dysfunction is a particularly important risk factor of gout, kidney  
23  
24 dysfunction impedes urate excretion, and uric acid deposition in articular and non-  
25  
26 articular structures to form tophus is the most important cause of gout.<sup>46-47</sup> Similarly,  
27  
28 there was a net increase in the number of DALYs for kidney dysfunction in regions  
29  
30 with all SDI quartiles between 1990 and 2017.<sup>48</sup>

### 41 42 43 **Study strength**

44  
45 This study has certain advantages. First, we used the latest data from GBD 2019  
46  
47 study, which improved the method and model of data correction compared with  
48  
49 previous studies. Second, we provided a comprehensive estimate of the global burden  
50  
51 of MSK disorders, and analyzed SDI regions, specific regions and countries. In  
52  
53 addition, we also focused on time trends which were evaluated by AAPC using  
54  
55 Joinpoint regression model. Furthermore, we additionally analyzed the risk factors of  
56  
57  
58  
59  
60

1  
2  
3  
4 MSK disorders and its five common conditions.  
5  
6  
7  
8

### 9 **Study limitation**

10  
11 There are several limitations of our study. First of all, this study is a secondary data  
12  
13 analysis of the GBD study. Thus, the accuracy of results depends largely on the  
14  
15 quality and quantity of available data, even the results of this study cannot be verified  
16  
17 externally.<sup>6,17</sup> Second, health progress varies widely even between countries in similar  
18  
19 SDI. However, we are unable to take this into account in the current study, as the lack  
20  
21 of data on the impact of different health systems in various countries or regions.  
22  
23  
24  
25 Third, some other conditions of MSK disorders separately were classified as “other  
26  
27 musculoskeletal disorders” and were not evaluated separately.  
28  
29  
30  
31  
32  
33  
34

### 35 **Conclusion**

36  
37 In this study, the number of incident cases, deaths, DALYs and ASDR increased  
38  
39 globally, signifying the global burden of MSK disorders has been increasing  
40  
41 continuously between 1990 and 2019. LBP was the common condition of incident  
42  
43 cases and DALYs, and RA was the main conditions of deaths. ASIR and age-  
44  
45 standardized of DALY rate had decreased globally, and AAPC of ASRs was  
46  
47 negatively correlated with SDI, indicating that the burden was reduced in higher SDI  
48  
49 regions. Reducing occupational risk, limiting tobacco use and lowering BMI can help  
50  
51 to control the burden of MSK disorders.  
52  
53  
54  
55  
56  
57  
58  
59  
60

## Acknowledgements

We thank all collaborators for their contribution and the Global Burden of Disease Study collaborators for their work.

## Footnotes

**Contributors:** DY had full access to all of the data in the study and take responsibility for the integrity of the data and the accuracy of the data analysis. DY conceived and designed the study. SL drafted of the manuscript. SL, SF, YZ and YW acquired, analyzed or interpreted data. SL and SF performed the statistical analysis. YZ and YW provided technical and material support. All authors made critical revisions to important intellectual content in the manuscript.

**Funding:** This study was supported by Natural Science Foundation of Zhejiang Province (LQ20H260008).

**Ethics approval:** Ethical approval was not obtained because the data included in this study were publicly available and de-identified data.

**Completing interests:** None declared.

**Patient and public involvement:** Patients and/or the public were not involved in the design, or conduct, or reporting, or dissemination plans of this research.

**Patient consent for publication:** Not required.

**Provenance and peer review:** Not commissioned; externally peer reviewed.

**Data availability statement:** Data are available in a public, open access repository.

The datasets analyzed during the current study are available in the <http://ghdx.healthdata.org/gbd-results-tool>.

## References

- 1 Gomez-Galan M, Perez-Alonso J, Callejon-Ferre AJ, et al. Musculoskeletal disorders: OWAS review. *Ind Health* 2017;55(4):314-37.
- 2 Jin Z, Wang D, Zhang H, et al. Incidence trend of five common musculoskeletal disorders from 1990 to 2017 at the global, regional and national level: results from the global burden of disease study 2017. *Ann Rheum Dis* 2020;79(8):1014-22.
- 3 Woolf AD, Erwin J, March L. The need to address the burden of musculoskeletal conditions. *Best Pract Res Clin Rheumatol* 2012;26(2):183-224.
- 4 Wu D, Wong P, Guo C, et al. Pattern and trend of five major musculoskeletal disorders in China from 1990 to 2017: findings from the Global Burden of Disease Study 2017. *Bmc Med* 2021;19(1).
- 5 Safiri S, Kolahi AA, Cross M, et al. Prevalence, Deaths, and Disability - Adjusted Life Years Due to Musculoskeletal Disorders for 195 Countries and Territories 1990 - 2017. *Arthritis Rheumatol* 2021;73(4):702-14.
- 6 Cieza A, Causey K, Kamenov K, et al. Global estimates of the need for rehabilitation based on the Global Burden of Disease study 2019: a systematic analysis for the Global Burden of Disease Study 2019. *Lancet* 2021;396(10267):2006-17.
- 7 Lewis R, Gomez AC, Rayman M, et al. Strategies for optimising musculoskeletal health in the 21(st) century. *BMC Musculoskelet Disord* 2019;20(1):164.
- 8 Williams A, Kamper SJ, Wiggers JH, et al. Musculoskeletal conditions may increase the risk of chronic disease: a systematic review and meta-analysis of cohort studies. *Bmc Med* 2018;16(1):167.
- 9 Chang AY, Skirbekk VF, Tyrovolas S, et al. Measuring population ageing: an analysis of the Global Burden of Disease Study 2017. *Lancet Public Health* 2019;4(3):e159-67.
- 10 Cheng X, Yang Y, Schwebel DC, et al. Population ageing and mortality during 1990-2017: A global decomposition analysis. *Plos Med* 2020;17(6):e1003138.
- 11 GBD 2016 Motor Neuron Disease Collaborators. Global, regional, and national burden of motor neuron diseases 1990-2016: a systematic analysis for the Global Burden of Disease Study 2016. *Lancet Neurol* 2018;17(12):1083-97.
- 12 GBD 2017 Childhood Cancer Collaborators. The global burden of childhood and adolescent cancer in 2017: an analysis of the Global Burden of Disease Study 2017. *Lancet Oncol* 2019;20(9):1211-25.
- 13 Da CB, Vieira ER. Risk factors for work-related musculoskeletal disorders: A systematic review of recent longitudinal studies. *Am J Ind Med* 2010;53(3):285-323.
- 14 Di Giuseppe D, Discacciati A, Orsini N, et al. Cigarette smoking and risk of rheumatoid arthritis: a dose-response meta-analysis. *Arthritis Res Ther* 2014;16(2):R61.
- 15 Aune D, Norat T, Vatten LJ. Body mass index and the risk of gout: a systematic review and dose-response meta-analysis of prospective studies. *Eur J Nutr* 2014;53(8):1591-601.
- 16 Zhou ZY, Liu YK, Chen HL, et al. Body mass index and knee osteoarthritis risk: a dose-response meta-analysis. *Obesity (Silver Spring)* 2014;22(10):2180-85.
- 17 GBD 2019 Diseases and Injuries Collaborators. Global burden of 369 diseases and injuries in 204 countries and territories, 1990-2019: a systematic analysis for the Global Burden of Disease Study 2019. *Lancet* 2020;396(10258):1204-22.
- 18 Global Burden of Disease Study 2013 Collaborators. Global, regional, and national incidence,

- prevalence, and years lived with disability for 301 acute and chronic diseases and injuries in 188 countries, 1990-2013: a systematic analysis for the Global Burden of Disease Study 2013. *Lancet* 2015;386(9995):743-800.
- 19 GBD 2016 Disease and Injury Incidence and Prevalence Collaborators. Global, regional, and national incidence, prevalence, and years lived with disability for 328 diseases and injuries for 195 countries, 1990-2016: a systematic analysis for the Global Burden of Disease Study 2016. *Lancet* 2017;390(10100):1211-59.
- 20 Ahmad OB BPCL. Age Standardization of Rates: A New WHO Standard. Global Program on Evidence for Health Policy (GPE) Discussion Paper Series: No. 31. World Health Organization; 2001. Accessed July 10, 2021. <https://www.who.int/healthinfo/paper31.pdf>. In.
- 21 Kim HJ, Fay MP, Feuer EJ, et al. Permutation tests for joinpoint regression with applications to cancer rates. *Stat Med* 2000;19(3):335-51.
- 22 Clegg LX, Hankey BF, Tiwari R, et al. Estimating average annual per cent change in trend analysis. *Stat Med* 2009;28(29):3670-82.
- 23 Liu X, Jiang J, Yu C, et al. Secular trends in incidence and mortality of bladder cancer in China, 1990-2017: A joinpoint and age-period-cohort analysis. *Cancer Epidemiol* 2019;61:95-103.
- 24 UNData app. In, 2021. Available: <http://data.un.org/en/reg/g1.html>.
- 25 Blyth FM, Briggs AM, Schneider CH, et al. The Global Burden of Musculoskeletal Pain-Where to From Here? *Am J Public Health* 2019;109(1):35-40.
- 26 GBD 2019 Demographics Collaborators. Global age-sex-specific fertility, mortality, healthy life expectancy (HALE), and population estimates in 204 countries and territories, 1950-2019: a comprehensive demographic analysis for the Global Burden of Disease Study 2019. *Lancet* 2020;396(10258):1160-203.
- 27 World Health Organization. Ageing. In, 2021. Available: [https://www.who.int/zh/health-topics/ageing#tab=tab\\_1](https://www.who.int/zh/health-topics/ageing#tab=tab_1).
- 28 Dehlin M, Jacobsson L, Roddy E. Global epidemiology of gout: prevalence, incidence, treatment patterns and risk factors. *Nat Rev Rheumatol* 2020;16(7):380-90.
- 29 Safiri S, Kolahi AA, Smith E, et al. Global, regional and national burden of osteoarthritis 1990-2017: a systematic analysis of the Global Burden of Disease Study 2017. *Ann Rheum Dis* 2020;79(6):819-28.
- 30 Safiri S, Kolahi AA, Hoy D, et al. Global, regional and national burden of rheumatoid arthritis 1990-2017: a systematic analysis of the Global Burden of Disease study 2017. *Ann Rheum Dis* 2019;78(11):1463-71.
- 31 Safiri S, Kolahi AA, Hoy D, et al. Global, regional, and national burden of neck pain in the general population, 1990-2017: systematic analysis of the Global Burden of Disease Study 2017. *BMJ* 2020;368:m791.
- 32 Hoy D, March L, Brooks P, et al. The global burden of low back pain: estimates from the Global Burden of Disease 2010 study. *Ann Rheum Dis* 2014;73(6):968-74.
- 33 Wolf JM, Cannada L, Van Heest AE, et al. Male and female differences in musculoskeletal disease. *J Am Acad Orthop Surg* 2015;23(6):339-47.
- 34 Pinn VW. Past and future: sex and gender in health research, the aging experience, and implications for musculoskeletal health. *Orthop Clin North Am* 2006;37(4):513-21.
- 35 Watt FE. Musculoskeletal pain and menopause. *Post Reprod Health* 2018;24(1):34-43.
- 36 Peacock A, Leung J, Larney S, et al. Global statistics on alcohol, tobacco and illicit drug use: 2017

- 1  
2  
3 status report. *Addiction* 2018;113(10):1905-26.
- 4 37 Kelsey JL, Hochberg MC. Epidemiology of chronic musculoskeletal disorders. *Annu Rev Public*  
5 *Health* 1988;9:379-401.
- 6 38 Cross M, Smith E, Hoy D, et al. The global burden of rheumatoid arthritis: estimates from the global  
7 burden of disease 2010 study. *Ann Rheum Dis* 2014;73(7):1316-22.
- 8 39 Dai H, Alsalhe TA, Chalhaf N, et al. The global burden of disease attributable to high body mass  
9 index in 195 countries and territories, 1990-2017: An analysis of the Global Burden of Disease  
10 Study. *Plos Med* 2020;17(7):e1003198.
- 11 40 Moradi-Lakeh M, Forouzanfar MH, Vollset SE, et al. Burden of musculoskeletal disorders in the  
12 Eastern Mediterranean Region, 1990-2013: findings from the Global Burden of Disease Study 2013.  
13 *Ann Rheum Dis* 2017;76(8):1365-73.
- 14 41 Bontrup C, Taylor WR, Fliesser M, et al. Low back pain and its relationship with sitting behaviour  
15 among sedentary office workers. *Appl Ergon* 2019;81:102894.
- 16 42 GBD 2015 Risk Factors Collaborators. Global, regional, and national comparative risk assessment of  
17 79 behavioural, environmental and occupational, and metabolic risks or clusters of risks, 1990-2015:  
18 a systematic analysis for the Global Burden of Disease Study 2015. *Lancet* 2016;388(10053):1659-  
19 724.
- 20 43 GBD 2015 Tobacco Collaborators. Smoking prevalence and attributable disease burden in 195  
21 countries and territories, 1990-2015: a systematic analysis from the Global Burden of Disease Study  
22 2015. *Lancet* 2017;389(10082):1885-906.
- 23 44 Chang K, Yang SM, Kim SH, et al. Smoking and rheumatoid arthritis. *Int J Mol Sci*  
24 2014;15(12):22279-95.
- 25 45 Lin X, Xu Y, Xu J, et al. Global burden of noncommunicable disease attributable to high body mass  
26 index in 195 countries and territories, 1990-2017. *Endocrine* 2020;69(2):310-20.
- 27 46 Dalbeth N, Gosling AL, Gaffo A, et al. Gout. *Lancet* 2021;397(10287):1843-55.
- 28 47 Keenan RT. The biology of urate. *Semin Arthritis Rheum* 2020;50(3S):S2-10.
- 29 48 GBD Chronic Kidney Disease Collaboration. Global, regional, and national burden of chronic kidney  
30 disease, 1990-2017: a systematic analysis for the Global Burden of Disease Study 2017. *Lancet*  
31 2020;395(10225):709-33.
- 32  
33  
34  
35  
36  
37  
38  
39  
40  
41  
42  
43  
44  
45  
46  
47  
48  
49  
50  
51  
52  
53  
54  
55  
56  
57  
58  
59  
60

## Figure legends

**Figure 1.** Age-standardized rates (per 100,000 population) in MSK disorders of Worldwide in 2019.

A Age-standardized incidence rate. B age-standardized death rate. C age-standardized DALY rate; DALY, disability-adjusted life year

**Figure 2.** The age distribution of cases due to five common conditions in 1990 and 2019.

A Incident cases. B Deaths. C DALYs; DALY, disability-adjusted life year

**Figure 3.** The correlation of AAPCs in ASR with SDI value in 204 countries in 2019.

A ASIR. B ASDR. C age-standardized DALY rate; The size of circle indicates the number of cases and one circle represents a specific country. The R indices and *P* values presented were derived from Pearson correlation analysis. ASIR, age standardized incidence rate; ASDR, age standardized death rate; AAPC, average annual percentage change; SDI, socio-demographic index; DALY, disability-adjusted life year

**Figure 4.** The MSK disorders DALYs attributable to risk factors in 21 regions in 2019

Only the overall DALYs and the most pronounced one attributable to specific risk factors were presented; DALYs, disability-adjusted life years

## Supplemental Material

**Table S1.** The numbers (2019), ASRs per 100,000 (2019), and AAPCs (1990-2019)



1  
2  
3  
4 in incidence, death and DALY for MSK disorders.  
5

6 **Table S2.** The numbers (2019), ASRs per 100,000 (2019), and AAPCs (1990-2019)  
7

8  
9 in incidence, death and DALY for RA  
10

11 **Table S3.** The numbers (2019), ASRs per 100,000 (2019), and AAPCs (1990-2019)  
12

13  
14 in incidence and DALY for OA  
15

16 **Table S4.** The numbers (2019), ASRs per 100,000 (2019), and AAPCs (1990-2019)  
17

18  
19 in incidence and DALY for LBP  
20

21 **Table S5.** The numbers (2019), ASRs per 100,000 (2019), and AAPCs (1990-2019)  
22

23  
24 in incidence and DALY for NP  
25

26 **Table S6.** The numbers (2019), ASRs per 100,000 (2019), and AAPCs (1990-2019)  
27

28  
29 in incidence and DALY for gout  
30

31 **Table S7.** The numbers (2019), ASRs per 100,000 (2019), and AAPCs (1990-2019)  
32

33  
34 in incidence, death and DALY for MSK disorders in 204 countries  
35

36 **Table S8.** The numbers (2019), ASRs per 100,000 (2019), and AAPCs (1990-2019)  
37

38  
39 in incidence, death and DALY for RA in 204 countries  
40

41 **Table S9.** The numbers (2019), ASRs per 100,000 (2019), and AAPCs (1990-2019)  
42

43  
44 in incidence and DALY for OA in 204 countries  
45

46 **Table S10.** The numbers (2019), ASRs per 100,000 (2019), and AAPCs (1990-2019)  
47

48  
49 in incidence and DALY for LBP in 204 countries  
50

51 **Table S11.** The numbers (2019), ASRs per 100,000 (2019), and AAPCs (1990-2019)  
52

53  
54 in incidence and DALY for NP in 204 countries  
55

56 **Table S12.** The numbers (2019), ASRs per 100,000 (2019), and AAPCs (1990-2019)  
57



1  
2  
3  
4 in incidence and DALY for gout in 204 countries  
5

6 **Figure S1.** Age-standardized incidence (A), death (B), and DALY (C) rates (per  
7  
8  
9 100,000 population) in global and five SDI quintiles from 1990 to 2019  
10

11 **Figure S2.** The correlation of ASIR (A), ASDR (B), age-standardized DALY rate (C)  
12  
13  
14 (per 100,000 population) with SDI value in 21 regions from 1990 to 2019  
15

16 **Figure S3.** The correlation of ASIR (A), ASDR (B), age-standardized DALY rate (C)  
17  
18  
19 (per 100,000 population) with SDI value in 204 countries in 2019  
20

21  
22 The size of circle indicates the number of cases and one circle represents a specific  
23  
24  
25 country.  
26

27 **Figure S4.** The percentage change in age-standardized rates for MSK disorders of  
28  
29  
30 Worldwide between 1990 and 2019  
31

32 **Figure S5.** The number of incident cases (A), deaths (B), DALYs (C) of five common  
33  
34  
35 conditions by gender and age groups in 2019  
36

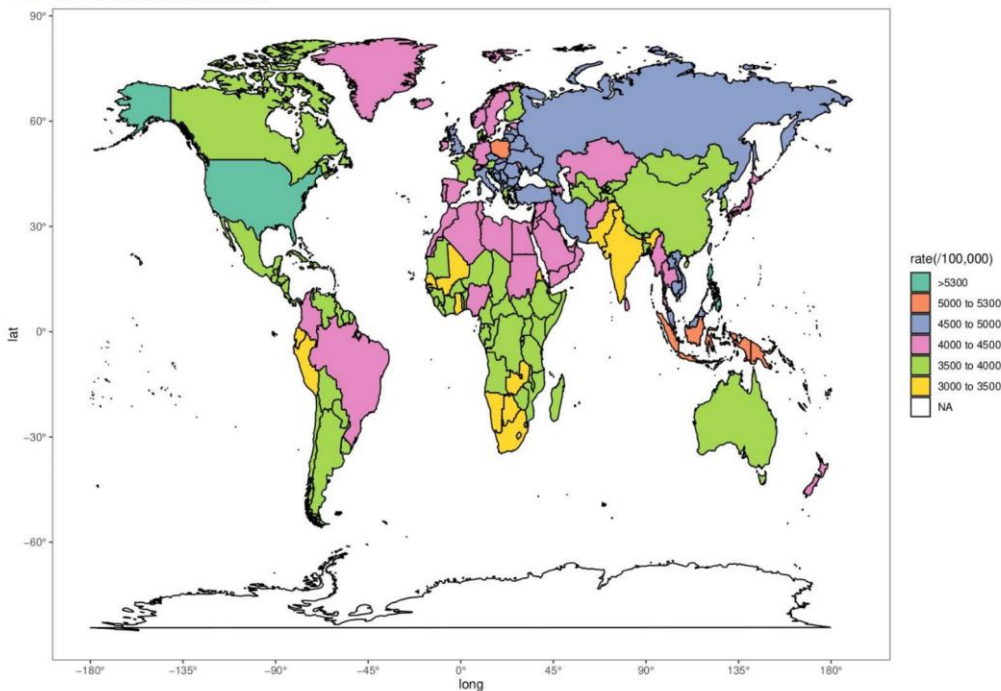
37 **Figure S6.** The AAPC of age-standardized rates for MSK disorders of Worldwide  
38  
39  
40 from 1990 to 2019  
41

42 **Figure S7.** The DALYs for RA (A), OA (B), LBP (C), and gout (D) attributable to  
43  
44  
45 risk factors in 21 regions in 2019  
46

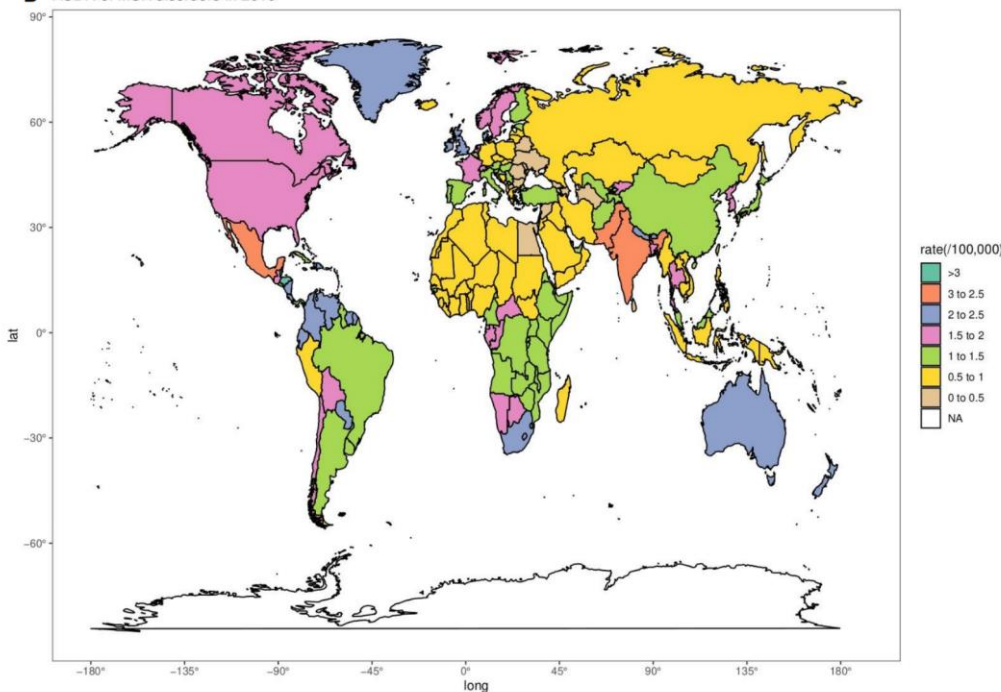
47  
48 Only the overall DALYs and the most pronounced one attributable to specific risk  
49  
50  
51 factors were presented.  
52

53 **Figure S8.** The age-standardized DALY rate (per 100,000 population) for MSK(A),  
54  
55  
56 RA (B), OA (C), LBP (D) and gout (E) attributable to risk factors from 1990 to 2019  
57  
58  
59  
60

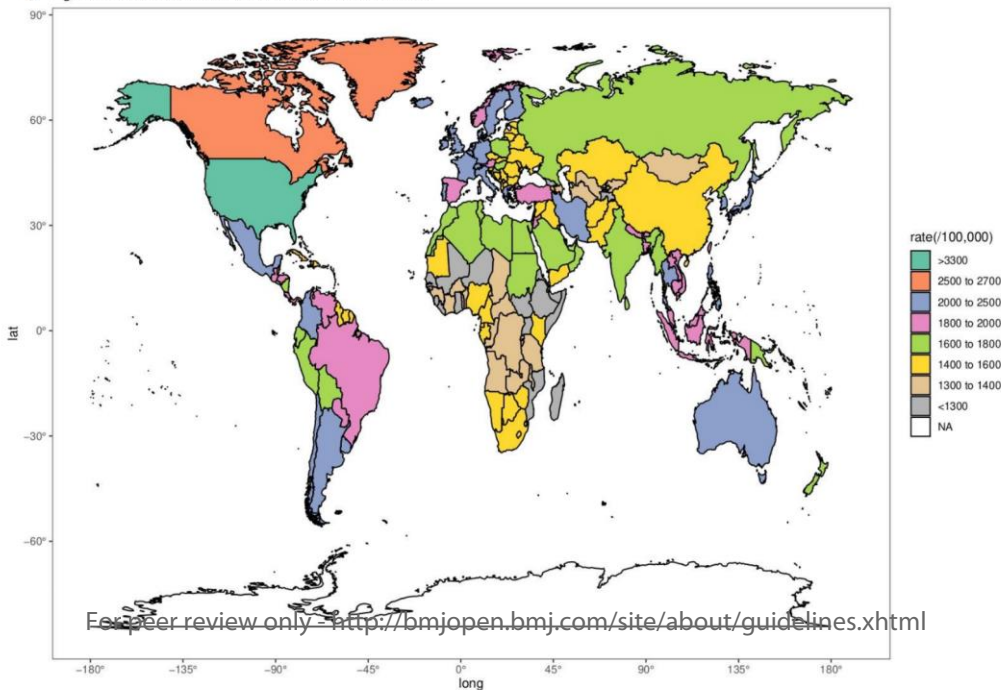
A ASIR of MSK disorders in 2019



B ASDR of MSK disorders in 2019

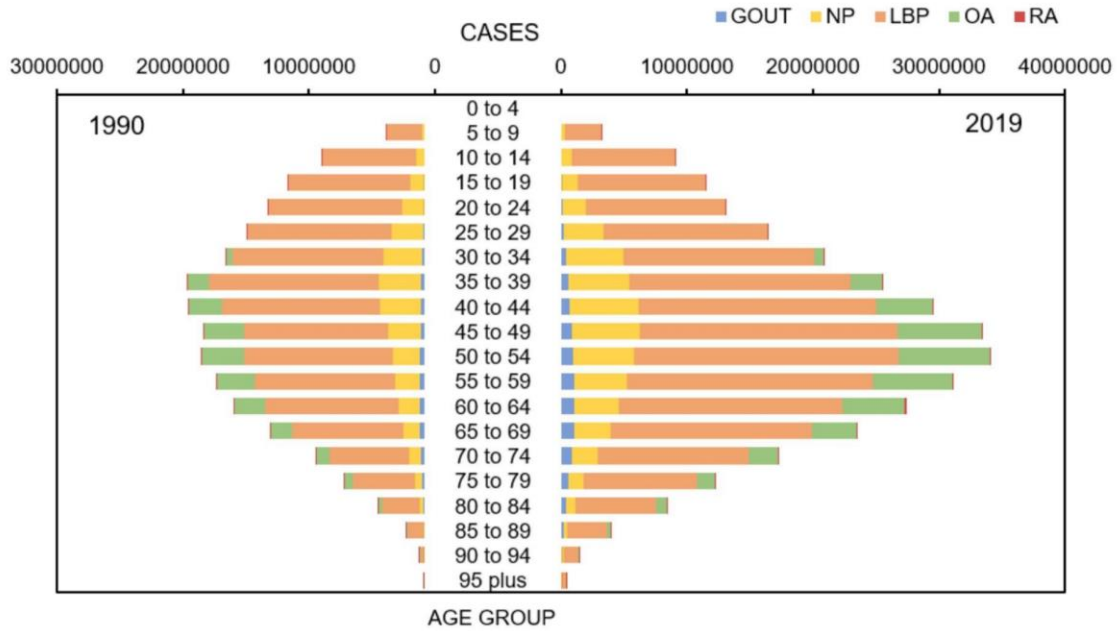


C Age-standardized DALY rate of MSK disorders in 2019

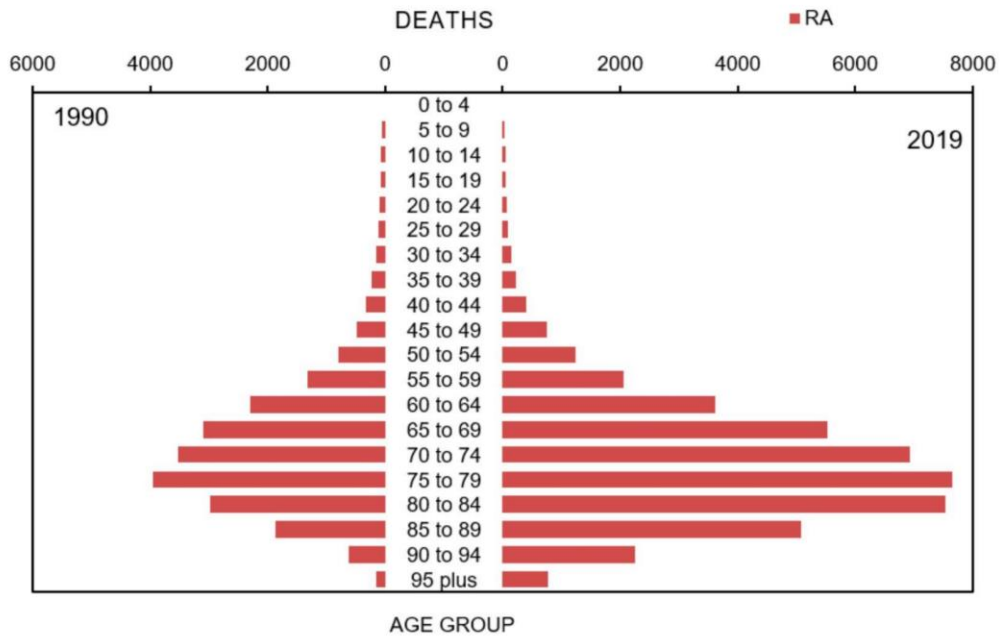


1  
2  
3  
4  
5  
6  
7  
8  
9  
10  
11  
12  
13  
14  
15  
16  
17  
18  
19  
20  
21  
22  
23  
24  
25  
26  
27  
28  
29  
30  
31  
32  
33  
34  
35  
36  
37  
38  
39  
40  
41  
42  
43  
44  
45  
46  
47  
48  
49  
50  
51  
52  
53  
54  
55  
56  
57  
58  
59  
60

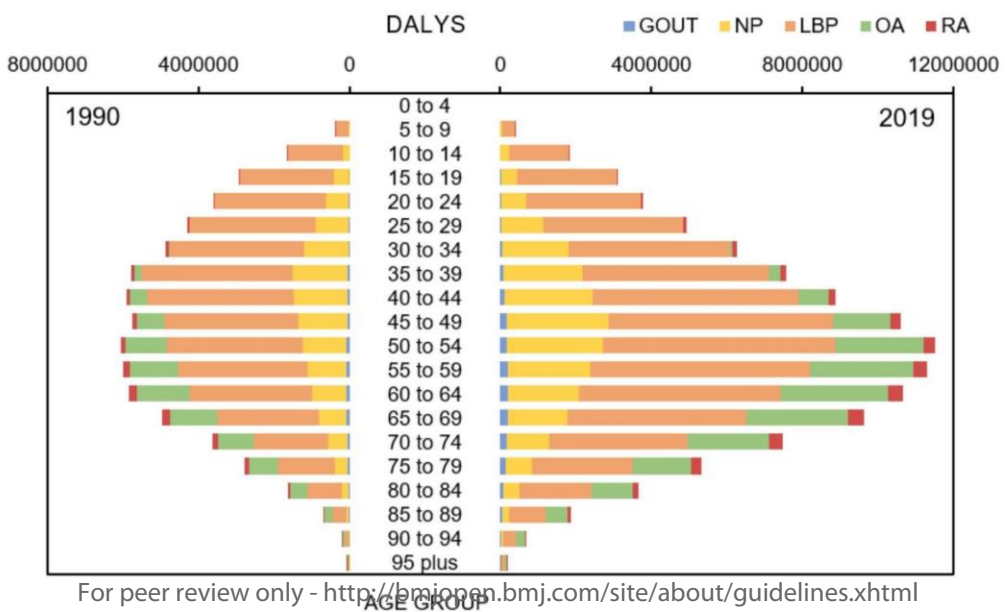
A



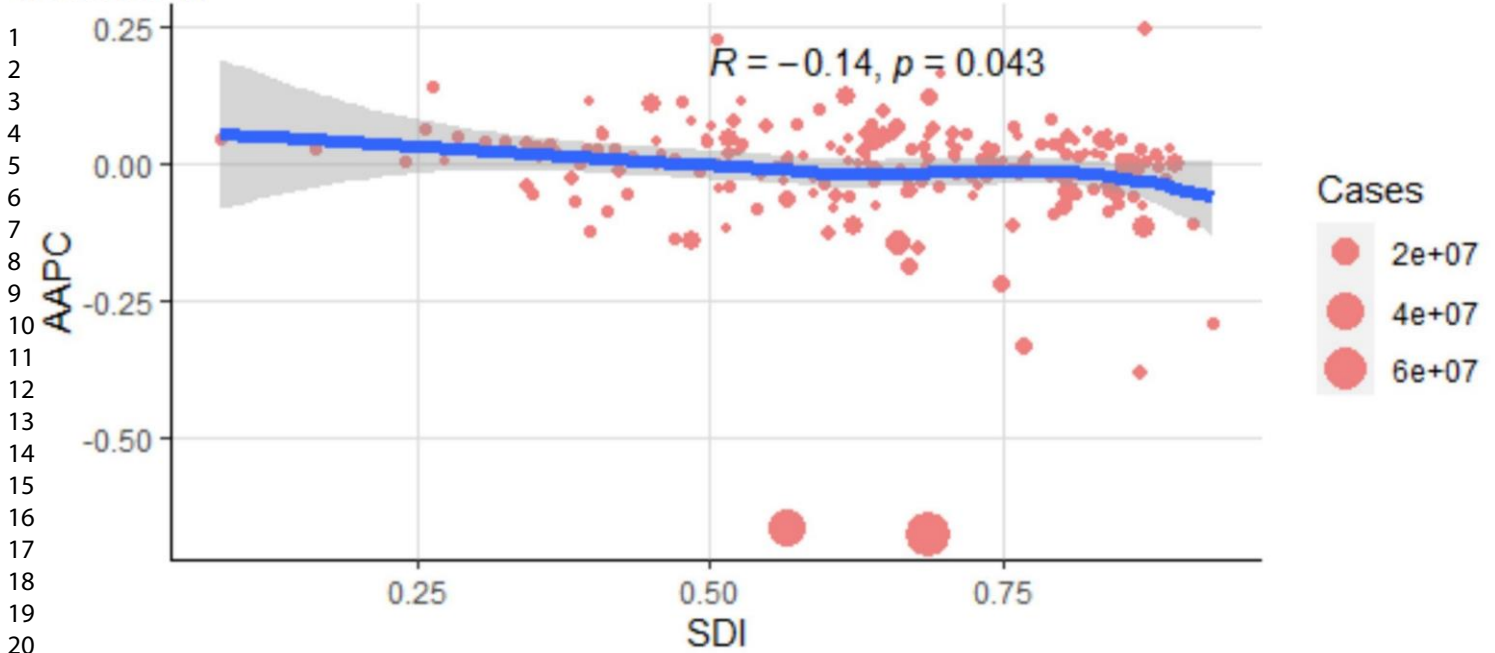
B



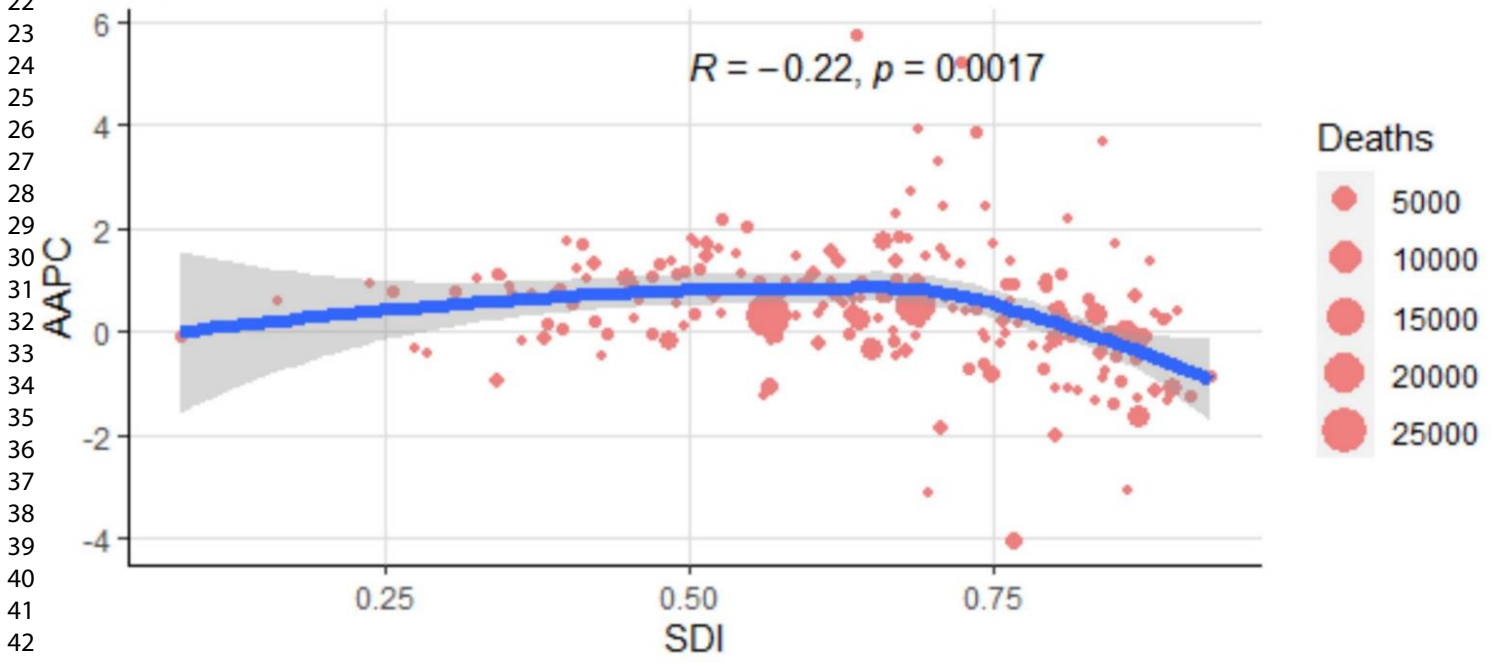
C



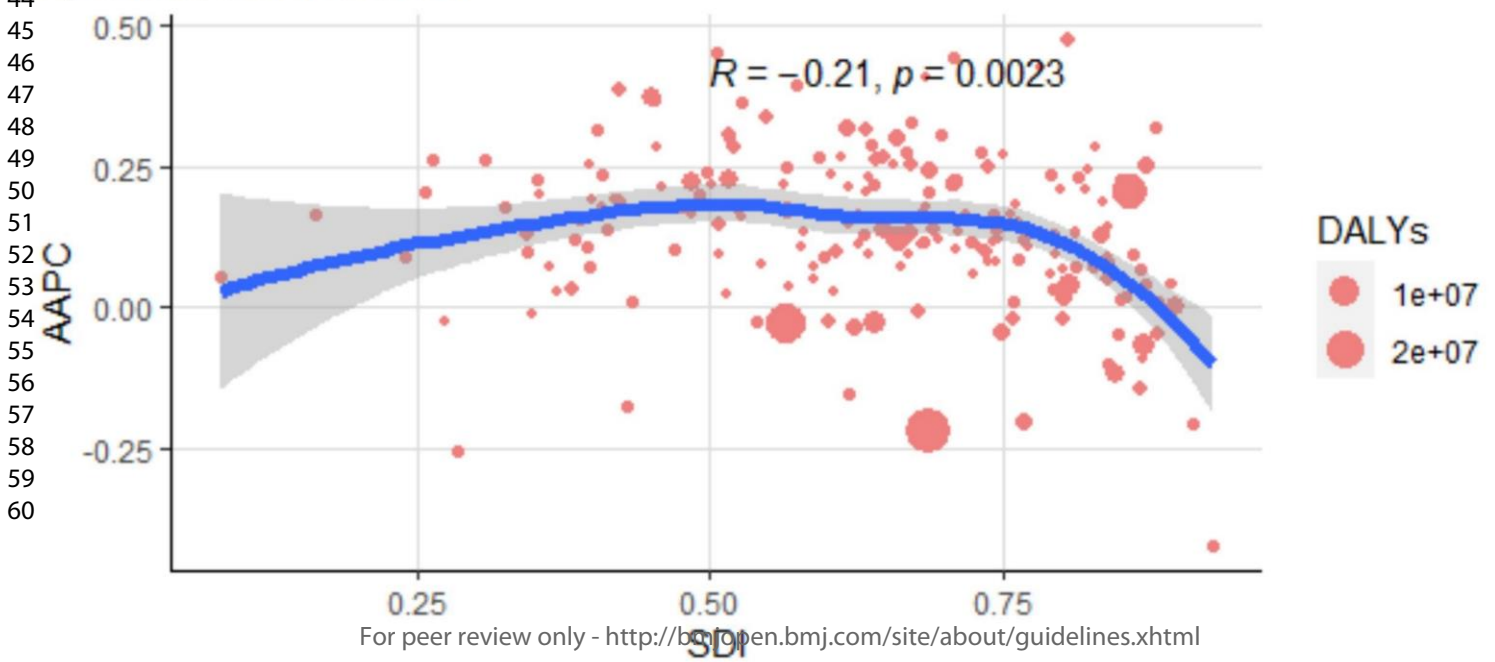
**A ASIR and SDI**



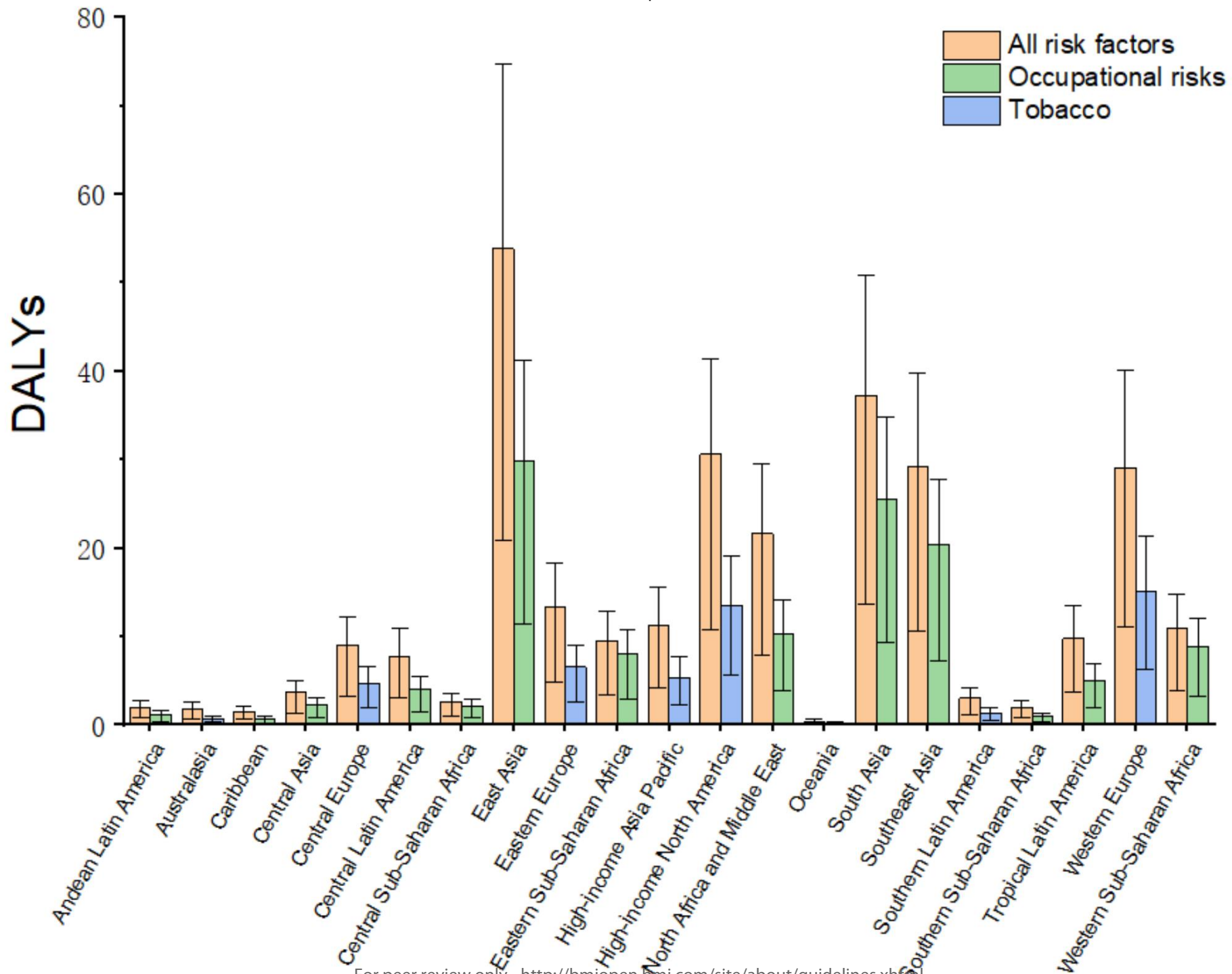
**B ASDR and SDI**



**C Age-standardized DALY rate and SDI**







1  
2  
3  
4  
5  
6  
7  
8  
9  
10  
11  
12  
13  
14  
15  
16  
17  
18  
19  
20  
21  
22  
23  
24  
25  
26  
27  
28  
29  
30  
31  
32  
33  
34  
35  
36  
37  
38  
39  
40  
41  
42  
43  
44  
45  
46

## Supplemental Material

**Table S1.** The numbers (2019), ASRs per 100,000 (2019), and AAPCs (1990-2019) in incidence, death and DALY for MSK disorders.

Characteristic	Incident cases			Deaths			DALYs		
	Numbers (95% UI)	ASIR (95% UI)	AAPC (95% CI)	Numbers (95% UI)	ASDR (95% UI)	AAPC (95% CI)	Numbers (95% UI)	Age-standardized DALY rate (95% UI)	AAPC (95% CI)
<b>Global</b>	322,749,424.63 (292,670,568.79,354,309,332.15)	3,944.53 (3,580.13,4,325.84)	-0.32 (-0.34,-0.31)	117,542.96 (94,835.29,136,050.64)	1.51 (1.21,1.74)	0.05 (-0.05,0.15)	150,075,329.90 (108,781,543.95,197,816,582.84)	1,825.56 (1,322.52,2,402.00)	-0.05 (-0.06,-0.04)
<b>Sex</b>									
<b>Male</b>	140,763,091.79 (127,686,156.44,154,832,715.80)	3,505.66 (3,181.04,3,848.53)	-0.32 (-0.34,-0.31)	36,244.59 (31,727.41,40,757.22)	1.06 (0.92,1.20)	-0.25 (-0.50,0.04)	61,362,430.46 (44,218,699.36,81,097,415.50)	1,526.65 (1,100.01,2,016.24)	-0.03 (-0.04,-0.03)
<b>Female</b>	181,986,332.85 (165,515,515.52,199,873,406.23)	4,368.03 (3,972.83,4,797.58)	-0.32 (-0.34,-0.30)	81,298.37 (58,261.29,98,495.08)	1.89 (1.35,2.29)	0.22 (0.14,0.30)	88,712,899.45 (64,525,853.10,116,721,253.93)	2,110.94 (1,536.35,2,777.34)	-0.06 (-0.07,-0.05)
<b>Social-demographic index</b>									
<b>Low</b>	26,283,962.73 (23,613,280.42,29,157,585.90)	3,411.79 (3,091.70,3,761.21)	-0.26 (-0.35,-0.18)	7,262.66 (5,420.52,8,582.26)	1.58 (1.18,1.89)	0.52 (0.32,0.72)	10,779,355.30 (7,775,186.29,14,278,126.12)	1,464.30 (1,058.97,1,937.57)	0.08 (0.07,0.09)
<b>Low middle</b>	57,265,132.85 (51,693,895.64,63,358,926.03)	3,572.51 (3,238.80,3,935.34)	-0.38 (-0.41,-0.35)	27,198.64 (20,414.54,31,225.38)	2.28 (1.71,2.63)	0.72 (0.28,1.16)	27,108,961.61 (19,650,376.20,35,551,541.09)	1,704.31 (1,237.75,2,232.58)	0.04 (0.02,0.05)
<b>Middle</b>	101,011,638.08 (91,538,520.61,111,472,535.18)	3,881.80 (3,518.38,4,268.04)	-0.44 (-0.56,-0.31)	30,978.84 (25,993.69,36,461.55)	1.39 (1.17,1.65)	0.68 (0.52,0.86)	45,941,567.94 (33,368,148.34,60,795,865.22)	1,749.36 (1,265.84,2,309.99)	0.00 (0.00,0.00)
<b>Middle high</b>	72,860,764.95 (66,152,640.10,80,419,830.65)	4,066.51 (3,688.66,4,461.78)	-0.36 (-0.38,-0.34)	20,740.38 (16,724.81,25,785.59)	1.09 (0.88,1.36)	-0.45 (-0.56,-0.33)	31,763,021.13 (22,839,125.81,42,061,479.99)	1,729.44 (1,250.28,2,289.64)	-0.02 (-0.06,0.02)
<b>High</b>	59,601,598.82 (54,856,244.05,64,910,162.29)	4,600.60 (4,218.44,5,032.18)	-0.03 (-0.06,-0.01)	31,301.94 (21,309.60,40,404.04)	1.59 (1.13,2.12)	-0.47 (-0.57,-0.38)	34,405,512.83 (24,834,305.56,45,285,903.56)	2,517.69 (1,822.75,3,313.58)	0.01 (0,0.02)
<b>Region</b>									
<b>Andean Latin America</b>	2,124,831.77 (1,929,116.59,2,334,736.34)	3,462.67 (3,150.12,3,793.50)	0.05 (0.04,0.05)	755.85 (538.55,920.13)	1.35 (0.97,1.64)	0.34 (0.02,0.66)	989,876.13 (711,814.81,1,311,442.11)	1,625.98 (1,166.78,2,152.01)	0.25 (0.23,0.27)
<b>Australasia</b>	1,389,819.50 (1,271,341.91,1,524,169.69)	3,863.70 (3,506.94,4,243.55)	-0.05 (-0.06,-0.04)	1,111.16 (740.49,1,457.67)	2.08 (1.42,2.78)	-0.39 (-0.54,-0.24)	804,649.21 (576,926.68,1,080,389.62)	2,106.26 (1,511.47,2,814.37)	0.04 (0.01,0.07)

		)	0.04)		)	0.24)			
<b>Caribbean</b>	1,807,955.85 (1,645,866.24,1,985,505.06)	3,602.07 (3,273.90,3,955.29)	0.00 (0.00,0.00)	923.88 (691.62,1,168.18)	1.81 (1.36,2.27)	0.33 (0.06,0.59)	772,013.29 (556,179.86,1,023,220.93)	1,527.73 (1,102.38,2,011.44)	0.18 (0.15,0.2)
<b>Central Asia</b>	3,536,603.51 (3,190,284.98,3,928,397.50)	3,980.91 (3,605.17,4,404.34)	-0.01 (-0.01,-0.01)	537.48 (366.86,651.35)	0.76 (0.48,0.89)	1.3 (0.77,1.83)	1,199,329.20 (851,071.72,1,598,322.54)	1,374.86 (970.61,1,830.58)	0.11 (0.1,0.12)
<b>Central Europe</b>	7,521,786.59 (6,825,661.83,8,362,081.70)	4,943.04 (4,454.37,5,503.99)	-0.04 (-0.05,-0.04)	1,574.88 (1,132.81,2,086.10)	0.78 (0.57,1.04)	-0.65 (-0.76,-0.54)	2,503,816.51 (1,790,051.70,3,355,018.47)	1,582.41 (1,132.12,2,106.53)	0.06 (0.04,0.07)
<b>Central Latin America</b>	9,640,825.97 (8,725,809.17,10,711,007.32)	3,803.04 (3,448.11,4,215.71)	0.04 (0.03,0.04)	5,844.46 (4,026.12,8,074.91)	2.44 (1.68,3.37)	-0.05 (-0.13,0.03)	4,959,147.36 (3,584,204.26,6,527,512.29)	1,965.55 (1,420.99,2,589.11)	0.19 (0.16,0.22)
<b>Central Sub-Saharan Africa</b>	3,159,810.14 (2,825,437.47,3,526,491.36)	3,655.93 (3,308.55,4,047.56)	-0.01 (-0.02,-0.01)	818.75 (519.04,1,065.27)	1.46 (0.95,1.86)	-0.07 (-0.18,0.05)	1,105,387.61 (779,915.94,1,466,511.31)	1,356.64 (966.16,1,811.92)	0.06 (0.05,0.07)
<b>East Asia</b>	71,951,527.64 (65,200,896.43,79,027,714.61)	3,795.47 (3,457.87,4,147.66)	-0.66 (-0.69,-0.62)	21,098.66 (16,371.21,24,719.59)	1.20 (0.93,1.40)	0.5 (0.03,0.97)	31,141,203.48 (22,297,152.19,41,442,115.78)	1,594.73 (1,146.92,2,125.13)	-0.23 (-0.32,-0.13)
<b>Eastern Europe</b>	13,516,875.97 (12,280,678.65,14,945,565.29)	4,889.81 (4,441.15,5,383.92)	-0.03 (-0.04,-0.03)	2,532.93 (1,506.90,3,150.90)	0.80 (0.49,1.00)	0.65 (-0.06,1.36)	4,718,459.14 (3,322,329.76,6,404,083.84)	1,638.58 (1,157.70,2,216.32)	0.07 (0.04,0.1)
<b>Eastern Sub-Saharan Africa</b>	9,326,932.43 (8,349,744.82,10,381,406.63)	3,565.53 (3,235.83,3,944.93)	-0.00 (-0.01,0.00)	1,704.89 (1,034.08,2,532.31)	1.12 (0.60,1.68)	0.02 (-0.07,0.11)	3,211,695.65 (2,288,969.54,4,272,577.68)	1,295.62 (918.67,1,729.50)	0.16 (0.15,0.17)
<b>High-income Asia Pacific</b>	11,159,720.40 (10,200,857.94,12,252,574.24)	4,226.22 (3,843.57,4,641.09)	-0.14 (-0.15,-0.13)	5,138.84 (3,190.73,6,074.94)	1.08 (0.77,1.30)	-1.51 (-1.65,-1.36)	6,593,847.93 (4,684,461.62,8,826,823.36)	2,305.85 (1,648.65,3,067.08)	-0.04 (-0.08,0)
<b>High-income North America</b>	23,831,134.59 (22,032,170.91,25,813,227.31)	5,321.53 (4,902.93,5,808.64)	0.00 (-0.06,0.06)	12,028.50 (8,885.68,18,060.80)	1.96 (1.47,2.98)	-0.06 (-0.27,0.15)	15,257,313.27 (11,088,861.01,19,974,284.57)	3,260.82 (2,374.13,4,262.54)	0.21 (0.17,0.25)
<b>North Africa and Middle East</b>	24,998,455.01 (22,460,065.51,27,878,872.96)	4,399.09 (3,988.07,4,855.03)	-0.08 (-0.08,-0.07)	3,596.97 (2,689.38,4,284.91)	0.83 (0.60,0.97)	0.59 (0.46,0.72)	9,959,908.88 (7,136,729.29,13,201,312.86)	1,781.99 (1,278.47,2,366.16)	0.16 (0.15,0.18)
<b>Oceania</b>	527,624.06 (472,620.79,589,515.65)	5,060.50 (4,585.20,5,584.34)	0.02 (0.02,0.03)	60.98 (39.86,79.10)	0.70 (0.47,0.89)	0.69 (0.6,0.79)	184,152.98 (132,601.89,244,102.33)	1,799.22 (1,303.28,2,376.50)	0.09 (0.08,0.09)
<b>South Asia</b>	53,661,124.34 (48,453,940.52,59,344,311.93)	3,265.04 (2,960.31,3,599.55)	-0.53 (-0.58,-0.48)	31,047.48 (23,965.51,36,797.08)	2.72 (2.12,3.24)	0.42 (-0.18,1.04)	28,464,103.81 (20,627,280.15,36,929,545.54)	1,730.66 (1,261.71,2,241.70)	0.04 (0.01,0.06)
<b>Southeast Asia</b>	33,376,132.26	4,841.91	-0.03	5,881.22	0.96	1.31	13,506,405.09	1,948.77	0.17

	(30,086,201.57,37,046,519.57)	(4,384.08,5,344.67)	(-0.04,-0.02)	(4,123.25,7,573.06)	(0.69,1.22)	(1.22,1.4)	(9,708,791.89,17,979,002.65)	(1,402.95,2,588.72)	(0.15,0.19)
<b>Southern Latin America</b>	2,649,861.65 (2,413,391.32,2,907,287.24)	3,553.59 (3,229.15,3,893.14)	0.07 (0.06,0.07)	1,166.09 (777.29,1,651.27)	1.44 (0.95,2.01)	-1.50 (-1.81,-1.19)	1,697,024.02 (1,219,721.11,2,252,494.55)	2,234.83 (1,612.87,2,961.34)	0.17 (0.14,0.19)
<b>Southern Sub-Saharan Africa</b>	2,379,441.44 (2,160,900.77,2,629,160.03)	3,437.99 (3,138.20,3,791.12)	-0.09 (-0.1,-0.08)	1,088.44 (931.53,1,357.51)	1.97 (1.67,2.45)	-0.1 (-0.47,0.28)	970,279.71 (709,410.11,1,279,001.92)	1,422.06 (1,030.65,1,875.26)	0.04 (0.02,0.07)
<b>Tropical Latin America</b>	10,469,670.63 (9,444,863.44,11,568,759.92)	4,283.23 (3,867.76,4,731.62)	0.05 (0.04,0.05)	3,545.56 (2,406.42,4,963.31)	1.49 (1.02,2.10)	0.35 (0.26,0.43)	4,931,275.17 (3,572,557.17,6,483,034.68)	1,993.24 (1,445.64,2,622.64)	-0.02 (-0.04,0)
<b>Western Europe</b>	23,973,824.31 (21,867,476.90,26,285,571.19)	4,231.51 (3,844.50,4,639.40)	-0.04 (-0.06,-0.02)	15,291.65 (9,721.19,19,538.63)	1.47 (0.99,1.92)	-0.85 (-1,-0.7)	12,955,640.03 (9,297,130.38,17,201,764.39)	2,129.45 (1,533.56,2,814.77)	-0.03 (-0.04,-0.02)
<b>Western Sub-Saharan Africa</b>	11,745,466.56 (10,516,897.86,13,040,169.60)	3,849.31 (3,494.09,4,244.17)	0.03 (0.02,0.04)	1,794.29 (1,154.39,2,386.12)	0.82 (0.55,1.04)	1.15 (1.04,1.25)	4,149,801.43 (2,976,319.63,5,494,791.53)	1,435.57 (1,022.98,1,907.48)	0.19 (0.19,0.2)

ASIR: age-standardized incidence rate; ASDR: age-standardized death rate; AAPC: average annual percentage change; SDI: social demographic index; CI: confidence interval; UI: uncertainty interval;



**Table S2.** The numbers (2019), ASRs (per 100,000 population; 2019), and AAPCs (1990-2019) in incidence, death and DALY for RA.

Characteristic	Incident cases			Deaths			DALYs		
	Numbers (95% UI)	ASIR (95% UI)	AAPC (95% CI)	Numbers (95% UI)	ASDR (95% UI)	AAPC (95% CI)	Numbers (95% UI)	Age-standardized DALY rate (95% UI)	AAPC (95% CI)
<b>Global</b>	1,074,390.80 (975,501.75,1,179,332.46)	13.00 (11.83,14.27)	0.21 (0.18,0.25)	44,408.35 (33,953.69,51,747.79)	0.57 (0.43,0.66)	-0.37 (-0.54,-0.2)	3,262,589.14 (2,510,208.35,4,091,554.90)	39.57 (30.51,49.53)	0.02 (-0.05,0.09)
<b>Sex</b>									
<b>Male</b>	330,460.59 (298,856.18,364,426.10)	8.13 (7.38,8.94)	0.24 (0.22,0.26)	13,832.08 (11,943.81,15,629.04)	0.40 (0.35,0.46)	-0.40 (-0.59,-0.21)	980,812.84 (759,988.78,1,234,948.74)	24.94 (19.42,31.31)	0.03 (-0.07,0.14)
<b>Female</b>	743,930.21 (678,043.92,817,225.02)	17.80 (16.22,19.52)	0.20 (0.14,0.26)	30,576.27 (20,414.75,37,673.84)	0.70 (0.47,0.86)	-0.29 (-0.42,-0.17)	2,281,776.30 (1,727,389.39,2,875,227.64)	53.26 (40.20,67.08)	0.06 (0.01,0.10)
<b>Social-demographic index</b>									
<b>Low</b>	89,688.13 (80,771.34,99,448.31)	12.61 (11.43,13.87)	0.21 (0.14,0.29)	2,897.35 (1,860.52,3,521.11)	0.72 (0.46,0.88)	0.16 (-0.06,0.38)	222,421.67 (169,707.17,283,475.75)	38.07 (29.29,47.88)	0.27 (0.17,0.37)
<b>Low middle</b>	241,655.22 (219,310.74,265,888.62)	15.26 (13.85,16.79)	0.32 (0.3,0.35)	12,156.71 (8,079.66,14,871.11)	1.06 (0.70,1.30)	0.4 (0,0.8)	691,109.87 (535,276.39,858,365.36)	48.38 (37.95,59.54)	0.36 (0.22,0.51)
<b>Middle</b>	297,488.69 (268,325.64,329,405.71)	11.19 (10.14,12.37)	0.17 (0.07,0.27)	12,703.38 (9,985.64,15,126.42)	0.60 (0.47,0.71)	0.15 (-0.11,0.4)	966,741.26 (743,565.39,1,219,446.23)	37.61 (29.11,47.14)	0.17 (0.1,0.25)
<b>Middle high</b>	198,917.07 (179,744.16,218,851.52)	11.23 (10.23,12.37)	0.34 (0.32,0.37)	7,851.06 (6,226.84,9,818.47)	0.39 (0.31,0.49)	-0.35 (-0.51,-0.18)	675,069.15 (508,138.30,859,496.72)	35.01 (26.33,44.52)	0.06 (-0.02,0.14)
<b>High</b>	232,587.21 (214,481.50,252,314.67)	17.13 (15.77,18.61)	0.25 (0.22,0.28)	8,785.85 (6,069.53,11,618.27)	0.42 (0.30,0.57)	-1.74 (-1.82,-1.66)	705,955.96 (525,042.85,897,160.63)	45.02 (33.28,57.74)	-0.19 (-0.25,-0.12)
<b>Region</b>									
<b>Andean Latin America</b>	9,218.46 (8,173.27,10,464.32)	14.74 (13.16,16.62)	1.35 (1.33,1.37)	330.49 (225.77,413.26)	0.62 (0.42,0.77)	-0.62 (-0.94,-0.3)	27,408.69 (20,251.53,35,421.57)	46.17 (34.27,59.10)	0.92 (0.83,1.02)
<b>Australasia</b>	7,968.43 (7,148.80,8,850.94)	20.89 (18.75,23.34)	0.28 (0.19,0.36)	304.24 (210.26,414.87)	0.57 (0.40,0.78)	-1.9 (-2.07,-1.73)	22,917.73 (17,018.69,29,415.15)	52.75 (38.71,68.08)	-0.24 (-0.33,-0.16)
<b>Caribbean</b>	5,322.72 (4,719.72,6,013.78)	10.77 (9.55,12.17)	0.68 (0.67,0.7)	219.84 (160.59,304.95)	0.42 (0.31,0.58)	-0.49 (-0.67,-0.32)	18,374.25 (13,531.12,23,558.83)	36.11 (26.56,46.29)	0.46 (0.39,0.52)
<b>Central Asia</b>	16,171.95 (14,695.17,17,910.49)	17.33 (15.91,18.97)	0.85 (0.79,0.91)	258.89 (180.85,325.50)	0.39 (0.26,0.48)	0.67 (-0.02,1.36)	44,277.55 (32,408.38,56,973.54)	51.16 (37.60,65.30)	0.79 (0.61,0.97)
<b>Central Europe</b>	16,227.94 (14,513.11,18,043.97)	11.44 (10.20,12.72)	0.19 (0.14,0.25)	635.92 (451.30,899.55)	0.29 (0.21,0.41)	-1.43 (-1.57,-1.29)	60,375.99 (44,838.93,77,458.21)	34.08 (25.02,44.13)	-0.23 (-0.29,-0.17)
<b>Central Latin America</b>	53,797.19 (49,153.46,58,879.03)	21.12 (19.29,23.07)	0.12 (0.1,0.14)	2,316.96 (1,606.82,3,264.52)	1.01 (0.70,1.43)	-1.1 (-1.39,-0.81)	169,127.81 (128,800.20,213,662.79)	68.69 (52.71,86.70)	-0.18 (-0.26,-0.09)
<b>Central Sub-Saharan Africa</b>	9,346.93 (8,255.18,10,701.82)	10.57 (9.39,11.92)	0.48 (0.38,0.59)	290.08 (149.36,410.23)	0.65 (0.33,0.91)	-0.75 (-0.87,-0.62)	24,605.82 (18,091.55,31,842.14)	36.53 (26.88,47.19)	-0.05 (-0.16,0.05)
<b>East Asia</b>	229,076.27 (204,355.58,254,751.08)	11.68 (10.56,12.89)	0.07 (0.05,0.1)	11,181.02 (8,410.69,13,160.47)	0.62 (0.46,0.73)	0.14 (-0.31,0.59)	798,558.78 (608,293.25,1,007,875.37)	39.30 (30.11,49.71)	0.02 (-0.13,0.18)
<b>Eastern Europe</b>	17,769.46 (15,895.58,19,888.10)	7.61 (6.83,8.47)	0.2 (0.19,0.21)	983.28 (590.14,1,255.71)	0.29 (0.18,0.37)	-0.29 (-0.97,0.39)	85,413.30 (65,071.18,108,177.79)	29.00 (22.08,36.95)	0.03 (-0.23,0.28)

<b>Eastern Sub-Saharan Africa</b>	41,084.97 (36,922.21,45,823.80)	17.02 (15.40,18.77)	0.43 (0.38,0.47)	691.34 (332.65,980.65)	0.54 (0.24,0.77)	-0.58 (-0.65,-0.52)	84,024.06 (62,307.58,110,618.58)	43.79 (32.22,57.93)	0.11 (0.03,0.2)
<b>High-income Asia Pacific</b>	37,154.58 (33,401.66,41,233.27)	14.19 (12.75,15.65)	-0.08 (-0.18,0.02)	1,800.39 (1,071.09,2,142.67)	0.35 (0.22,0.41)	-2.93 (-3.04,-2.83)	129,841.47 (96,933.84,166,909.33)	38.31 (28.14,49.80)	-0.66 (-0.77,-0.55)
<b>High-income North America</b>	104,526.80 (96,438.64,113,262.61)	21.46 (20.02,23.09)	0.58 (0.55,0.62)	3,385.77 (2,495.83,5,027.93)	0.51 (0.38,0.77)	-0.09 (-0.28,0.1)	288,983.04 (217,344.68,367,042.41)	53.53 (39.82,68.25)	0.4 (0.36,0.44)
<b>North Africa and Middle East</b>	36,548.39 (32,078.13,41,602.94)	5.86 (5.18,6.63)	0.78 (0.75,0.81)	557.54 (392.52,710.89)	0.14 (0.10,0.18)	-0.26 (-0.42,-0.1)	103,572.32 (74,241.60,136,654.80)	19.04 (13.91,24.87)	0.6 (0.58,0.62)
<b>Oceania</b>	498.50 (427.71,583.31)	3.92 (3.40,4.51)	0.21 (0.19,0.24)	7.79 (4.63,11.36)	0.12 (0.07,0.18)	1.03 (0.94,1.13)	1,413.62 (1,005.10,1,906.47)	13.77 (9.89,18.40)	0.37 (0.34,0.41)
<b>South Asia</b>	290,965.50 (262,697.56,320,812.16)	18.09 (16.35,19.94)	0.28 (0.28,0.29)	14,487.73 (9,700.26,18,493.61)	1.28 (0.86,1.64)	0.08 (-0.46,0.64)	770,841.33 (597,981.92,966,528.98)	53.36 (41.81,65.99)	0.22 (0.03,0.42)
<b>Southeast Asia</b>	40,268.74 (35,540.55,45,593.86)	5.54 (4.92,6.24)	0.32 (0.3,0.35)	1,120.23 (711.90,1,445.95)	0.21 (0.13,0.27)	0.91 (0.83,0.99)	125,279.28 (92,572.71,161,884.47)	18.48 (13.76,23.64)	0.46 (0.42,0.5)
<b>Southern Latin America</b>	10,666.62 (9,723.92,11,790.86)	14.51 (13.16,16.09)	0.98 (0.94,1.02)	439.78 (295.28,657.32)	0.52 (0.35,0.78)	-1.21 (-1.53,-0.89)	35,783.68 (26,772.28,45,755.86)	45.77 (34.05,58.57)	0.69 (0.64,0.73)
<b>Southern Sub-Saharan Africa</b>	13,131.76 (11,765.55,14,690.76)	17.16 (15.35,19.11)	-0.07 (-0.11,-0.03)	362.47 (303.21,497.46)	0.72 (0.60,0.99)	-1.01 (-1.6,-0.41)	37,444.82 (28,391.44,47,750.65)	56.76 (43.29,71.95)	-0.56 (-0.76,-0.36)
<b>Tropical Latin America</b>	28,859.54 (25,679.92,32,359.69)	12.00 (10.74,13.41)	0.23 (0.2,0.25)	659.45 (448.02,929.65)	0.28 (0.19,0.39)	-0.26 (-0.35,-0.17)	106,837.45 (78,061.45,137,943.15)	42.82 (31.44,55.05)	0.24 (0.21,0.27)
<b>Western Europe</b>	92,644.46 (84,750.59,101,324.82)	15.76 (14.35,17.32)	0.18 (0.16,0.21)	4,025.90 (2,738.25,5,548.55)	0.39 (0.27,0.54)	-2.1 (-2.25,-1.95)	296,733.89 (219,394.32,379,185.51)	42.22 (30.83,54.67)	-0.34 (-0.41,-0.27)
<b>Western Sub-Saharan Africa</b>	13,141.57 (11,576.75,14,995.65)	4.63 (4.09,5.23)	0.62 (0.53,0.71)	349.24 (215.24,499.41)	0.23 (0.14,0.32)	1.02 (0.94,1.1)	30,774.26 (22,062.85,40,005.83)	13.29 (9.80,17.09)	0.83 (0.75,0.91)

**Table S3.** The numbers (2019), ASRs per 100,000 (2019), and AAPCs (1990-2019) in incidence and DALY for OA.

Characteristic	Incident cases			DALYs		
	Numbers (95% UI)	ASIR (95% UI)	AAPC (95% CI)	Numbers (95% UI)	Age-standardized DALY rate (95% UI)	AAPC (95% CI)
<b>Global</b>	41,467,541.70(36,875,471.25,46,438,408.55)	492.21(438.66,551.50)	0.13(0.11,0.15)	18,948,965.31(9,571,297.86,37,659,659.68)	227.97(115.31,452.70)	0.11(0.1,0.12)
<b>Sex</b>						
<b>Male</b>	17,096,933.81(15,177,169.58, 19,174,755.51)	415.20(370.29,464.53)	0.14(0.09,0.18)	7388606.63 (3721537, 14684380)	186.96(94.45,369.80)	0.13(0.12,0.15)
<b>Female</b>	24,370,607.89(21,703,146.60,27,356,317.01)	567.24(504.88,636.29)	0.12(0.10,0.14)	11,560,358.67(5,848,779.22,22,849,161.20)	264.89(134.04,523.45)	0.11(0.06,0.16)
<b>Social-demographic index</b>						
<b>Low</b>	2,601,502.64(2,316,532.27,2,946,628.67)	405.36(361.98,456.01)	0.05(0.02,0.09)	1,000,765.09(507,130.19,1,989,882.26)	183.97(93.15,364.95)	0.18(0.18,0.19)
<b>Low middle</b>	6,713,002.78(5,965,333.39,7,537,439.85)	437.48(390.00,489.75)	0.25(0.23,0.27)	2,673,112.80(1,342,772.70,5,328,495.47)	189.36(95.45,379.11)	0.31(0.29,0.32)
<b>Middle</b>	12,068,406.20(10,675,803.38,13,557,724.70)	439.11(389.73,491.67)	0.13(0,0.26)	5,265,520.82(2,635,856.57,10,585,574.67)	201.78(101.48,404.31)	0.27(0.24,0.3)
<b>Middle high</b>	9,852,744.79(8,737,169.42,11,054,724.27)	495.99(440.73,557.45)	0.12(0.07,0.17)	4,676,897.92(2,358,743.38,9,255,864.38)	228.46(115.31,452.39)	0.07(0.02,0.11)
<b>High</b>	9,477,802.41(8,494,709.17,10,659,393.77)	635.87(568.36,714.76)	0.20(0.17,0.22)	5,324,252.26(2,710,546.47,10,514,597.34)	306.74(155.34,616.21)	0.23(0.2,0.25)
<b>Region</b>						
<b>Andean Latin America</b>	294,128.30(263,316.81,327,298.67)	494.51(442.66,550.94)	0.34(0.33,0.36)	123,920.38(62,426.94,248,045.64)	218.10(109.96,433.99)	0.38(0.37,0.4)
<b>Australasia</b>	259,273.54(230,966.61,293,960.18)	649.52(577.71,733.86)	0.32(0.3,0.34)	143,255.07(72,655.25,287,774.76)	312.53(158.11,631.41)	0.32(0.28,0.36)
<b>Caribbean</b>	243,354.48(216,555.04,273,451.44)	469.58(418.12,526.95)	0.23(0.22,0.23)	106,091.21(53,399.51,213,522.26)	203.91(102.56,410.23)	0.25(0.24,0.27)
<b>Central Asia</b>	369,413.56(325,438.63,421,161.94)	416.36(371.12,473.06)	0.14(0.11,0.16)	150,888.09(76,713.13,301,366.25)	194.76(98.99,390.02)	0.11(0.07,0.15)
<b>Central Europe</b>	739,828.37(662,314.49,831,442.22)	412.30(368.31,462.62)	0.2(0.19,0.2)	363,687.48(184,150.33,718,477.39)	179.50(90.05,353.73)	0.22(0.22,0.23)
<b>Central Latin America</b>	1,319,394.95(1,169,766.64,1,488,513.96)	524.55(465.92,590.76)	0.28(0.26,0.29)	560,669.40(285,426.55,1,102,704.29)	232.87(118.67,459.61)	0.32(0.31,0.34)
<b>Central Sub-Saharan Africa</b>	306,476.15(270,363.02,347,082.95)	431.65(383.77,485.57)	0.1(0.09,0.1)	111,149.63(56,580.92,219,364.63)	194.56(99.83,380.99)	0.13(0.12,0.14)
<b>East Asia</b>	11,025,646.09(9,684,347.66,12,460,943.68)	509.13(450.01,573.24)	0.25(0.19,0.31)	4,883,685.05(2,428,307.37,9,856,868.59)	224.59(112.43,451.95)	0.28(0.22,0.34)
<b>Eastern Europe</b>	1,802,418.55(1,592,906.73,2,052,448.15)	590.23(523.27,674.83)	0.1(0.07,0.12)	990,569.10(505,745.69,1,997,969.07)	293.51(150.41,591.43)	0.06(0.01,0.11)
<b>Eastern Sub-Saharan Africa</b>	927,386.14(821,269.12,1,049,656.89)	436.66(388.39,492.36)	0.16(0.15,0.16)	339,050.08(172,632.98,667,382.38)	196.30(100.13,386.30)	0.18(0.18,0.19)
<b>High-income Asia Pacific</b>	2,088,906.84(1,879,622.27,2,343,285.60)	675.44(601.80,759.94)	0.18(0.12,0.25)	1,256,647.23(638,659.10,2,501,153.03)	322.66(163.41,640.98)	0.27(0.23,0.32)
<b>High-income North America</b>	3,751,718.86(3,316,055.20,4,257,734.19)	736.56(654.21,833.05)	0.2(0.17,0.24)	2,163,818.47(1,117,825.69,4,324,793.75)	367.37(188.71,739.39)	0.14(0.1,0.18)
<b>North Africa and Middle East</b>	2,292,214.45(2,035,506.31,2,570,668.49)	430.41(382.17,481.93)	0.31(0.3,0.32)	852,891.21(425,289.55,1,687,137.59)	185.44(92.77,370.20)	0.33(0.32,0.34)
<b>Oceania</b>	37,422.86(32,787.51,42,192.51)	396.25(351.63,443.16)	0.2(0.17,0.22)	12,938.52(6,383.05,26,215.82)	166.52(82.78,336.59)	0.22(0.2,0.23)
<b>South Asia</b>	6,661,563.91(5,942,417.71,7,491,336.29)	421.91(375.77,472.43)	0.28(0.26,0.3)	2,569,765.28(1,297,451.28,5,130,108.02)	177.20(89.77,355.02)	0.34(0.33,0.35)
<b>Southeast Asia</b>	2,375,632.26(2,087,010.22,2,662,466.85)	336.25(298.29,374.23)	0.32(0.31,0.33)	906,248.48(445,551.78,1,822,118.96)	139.84(68.94,281.08)	0.38(0.37,0.39)
<b>Southern Latin America</b>	480,228.73(428,682.69,543,046.16)	617.77(552.09,699.39)	0.27(0.25,0.29)	244,275.86(124,500.21,487,435.14)	299.47(152.46,598.84)	0.28(0.28,0.29)
<b>Southern Sub-Saharan Africa</b>	334,466.96(297,145.36,377,015.01)	507.30(453.44,571.02)	0.18(0.17,0.19)	135,193.22(68,746.52,267,079.31)	230.53(117.47,453.98)	0.16(0.15,0.16)
<b>Tropical Latin America</b>	1,230,539.74(1,087,888.55,1,380,275.13)	483.19(428.62,541.73)	0.28(0.27,0.29)	508,821.81(255,356.34,1,007,642.16)	206.00(103.51,407.54)	0.33(0.32,0.35)
<b>Western Europe</b>	3,785,517.27(3,372,143.22,4,249,460.88)	556.00(497.13,622.23)	0.19(0.17,0.21)	2,103,868.59(1,067,687.76,4,239,455.34)	258.45(130.74,514.19)	0.21(0.2,0.22)
<b>Western Sub-Saharan Africa</b>	1,142,009.69(1,008,100.01,1,293,474.66)	464.55(413.06,522.98)	0.18(0.17,0.18)	421,531.14(215,344.06,835,155.98)	208.83(106.42,411.09)	0.18(0.18,0.19)

**Table S4.** The numbers (2019), ASRs per 100,000 (2019), and AAPCs (1990-2019) in incidence and DALY for LBP.

Characteristic	Incident cases			DALYs		
	Numbers (95% UI)	ASIR (95% UI)	AAPC (95% CI)	Numbers (95% UI)	Age-standardized DALY rate (95% UI)	AAPC (95% CI)
<b>Global</b>	223,455,640.80 (197,710,057.80,252,992,458.10)	2,748.90 (2,425.77,3,106.89)	-0.49 (-0.52,-0.46)	63,685,119.80 (44,999,198.06,85,192,922.21)	780.15 (549.34,1,046.05)	-0.61 (-0.65,-0.57)
<b>Sex</b>						
<b>Male</b>	95,250,576.28 (83,907,887.24,108,430,887.43)	2,386.36 (2,105.61,2,707.67)	-0.51 (-0.53,-0.49)	26,836,194.42 (18,895,424.18,35,919,224.79)	670.91 (471.18,897.50)	-0.60 (-0.62,-0.58)
<b>Female</b>	128,205,064.53 (113,796,162.79,144,673,206.67)	3,094.13 (2,740.82,3,491.19)	-0.47 (-0.50,-0.44)	36,848,925.37 (49,452,893.97,260,737,711.78)	883.96 (625.06,1,186.88)	-0.63 (-0.67,-0.58)
<b>Social-demographic index</b>						
<b>Low</b>	20,443,588.19 (17,844,874.82,23,432,789.64)	2,585.27 (2,284.51,2,929.10)	-0.35 (-0.51,-0.19)	5,476,316.20 (3,848,252.56,7,290,440.37)	707.05 (499.26,942.61)	-0.24 (-0.28,-0.2)
<b>Low middle</b>	41,693,598.48 (36,537,110.83,47,459,209.93)	2,588.89 (2,283.28,2,934.81)	-0.54 (-0.6,-0.48)	10,876,183.31 (7,675,136.95,14,492,257.53)	676.70 (479.12,903.22)	-0.56 (-0.59,-0.53)
<b>Middle</b>	68,708,801.23 (60,597,771.10,78,382,297.97)	2,679.47 (2,374.12,3,031.34)	-0.62 (-0.76,-0.49)	18,452,124.68 (12,995,697.31,24,705,516.00)	714.13 (504.61,953.55)	-0.58 (-0.61,-0.54)
<b>Middle high</b>	49,520,031.10 (43,779,336.44,56,304,648.03)	2,824.31 (2,499.25,3,195.99)	-0.57 (-0.6,-0.54)	13,773,460.16 (9,743,929.83,18,598,942.66)	773.88 (546.26,1,038.23)	-0.62 (-0.64,-0.6)
<b>High</b>	39,367,190.11 (35,004,011.28,44,195,841.75)	3,126.59 (2,774.58,3,503.11)	-0.18 (-0.22,-0.14)	15,069,735.04 (10,794,608.44,20,202,296.35)	1,142.67 (809.85,1,522.54)	-0.38 (-0.4,-0.35)
<b>Region</b>						
<b>Andean Latin America</b>	1,593,430.93 (1,407,493.07,1,795,250.12)	2,583.88 (2,289.41,2,901.00)	-0.02 (-0.03,-0.01)	415,525.27 (293,398.05,559,273.71)	674.39 (476.34,909.81)	-0.01 (-0.02,-0.01)
<b>Australasia</b>	957,334.77 (837,148.58,1,087,057.57)	2,765.45 (2,415.95,3,140.47)	-0.17 (-0.19,-0.16)	353,808.08 (248,870.36,476,776.71)	988.29 (687.18,1,338.31)	-0.38 (-0.41,-0.35)
<b>Caribbean</b>	1,377,519.62 (1,221,658.58,1,551,816.50)	2,759.93 (2,448.95,3,108.12)	-0.05 (-0.06,-0.04)	364,602.29 (257,466.13,485,551.49)	727.52 (513.24,964.96)	-0.07 (-0.08,-0.05)
<b>Central Asia</b>	2,783,877.01 (2,448,611.69,3,189,566.38)	3,140.79 (2,787.30,3,554.79)	-0.04 (-0.05,-0.04)	731,962.00 (513,799.10,980,790.78)	827.78 (582.95,1,105.67)	-0.05 (-0.05,-0.04)
<b>Central Europe</b>	6,121,044.03 (5,439,841.26,6,937,723.99)	4,106.34 (3,639.70,4,642.89)	-0.08 (-0.09,-0.08)	1,709,097.20 (1,209,435.16,2,309,586.32)	1,127.05 (788.54,1,509.64)	-0.08 (-0.09,-0.08)
<b>Central Latin America</b>	7,296,778.91 (6,427,249.38,8,326,703.27)	2,875.79 (2,532.93,3,268.83)	-0.01 (-0.03,0.01)	1,953,805.09 (1,372,397.70,2,601,136.01)	768.59 (541.10,1,024.71)	0 (-0.01,0.01)
<b>Central Sub-Saharan Africa</b>	2,538,292.16 (2,218,783.93,2,910,412.11)	2,855.36 (2,529.77,3,237.10)	-0.03 (-0.04,-0.03)	644,392.43 (451,536.80,864,330.16)	745.68 (524.61,1,000.11)	-0.01 (-0.02,0)
<b>East Asia</b>	42,253,410.07 (37,200,343.97,48,204,474.44)	2,317.36 (2,050.70,2,613.84)	-1.11 (-1.18,-1.05)	10,885,998.92 (7,718,845.36,14,745,714.40)	589.12 (418.46,790.66)	-1.15 (-1.22,-1.09)
<b>Eastern Europe</b>	10,389,031.16 (9,229,521.50,11,763,807.13)	3,820.55 (3,396.85,4,291.73)	-0.07 (-0.08,-0.06)	2,847,346.83 (2,024,234.76,3,815,424.96)	1,032.12 (728.06,1,374.13)	-0.06 (-0.07,-0.05)

<b>Eastern Sub-Saharan Africa</b>	7,346,879.55 (6,406,398.61,8,430,098.48)	2,728.16 (2,416.55,3,102.99)	-0.04 (-0.05,-0.03)	1,869,808.89 (1,303,043.64,2,481,458.89)	714.16 (501.81,957.39)	-0.01 (-0.02,-0.01)
<b>High-income Asia Pacific</b>	7,545,398.58 (6,642,604.86,8,583,366.13)	3,003.66 (2,627.78,3,400.94)	-0.23 (-0.27,-0.19)	2,884,797.49 (2,038,411.41,3,897,904.77)	1,080.52 (751.05,1,464.88)	-0.43 (-0.47,-0.4)
<b>High-income North America</b>	14,965,167.11 (13,405,564.18,16,680,784.24)	3,434.08 (3,075.07,3,844.25)	-0.21 (-0.24,-0.18)	6,174,175.01 (4,449,895.54,8,124,406.08)	1,362.08 (975.68,1,800.16)	-0.42 (-0.45,-0.38)
<b>North Africa and Middle East</b>	18,336,869.67 (16,080,396.79,20,926,522.90)	3,215.92 (2,838.75,3,638.32)	-0.15 (-0.17,-0.14)	4,899,300.20 (3,404,484.74,6,533,346.73)	862.00 (605.50,1,153.26)	-0.21 (-0.22,-0.2)
<b>Oceania</b>	402,970.33 (353,605.18,459,664.46)	3,845.30 (3,419.28,4,347.77)	-0.00 (-0.01,0.00)	102,524.48 (72,075.27,136,527.18)	983.60 (695.20,1,303.95)	-0.01 (-0.01,0)
<b>South Asia</b>	38,927,433.40 (34,094,058.98,44,442,393.16)	2,362.13 (2,078.43,2,684.03)	-0.76 (-0.83,-0.68)	9,920,979.52 (7,027,196.41,13,254,436.64)	603.50 (427.05,809.79)	-0.85 (-0.91,-0.8)
<b>Southeast Asia</b>	23,716,206.03 (20,966,779.88,26,943,293.61)	3,478.79 (3,093.26,3,920.62)	-0.09 (-0.1,-0.08)	6,174,959.36 (4,329,885.70,8,252,199.45)	899.97 (634.65,1,203.07)	-0.05 (-0.07,-0.04)
<b>Southern Latin America</b>	1,759,703.81 (1,539,299.16,2,005,001.49)	2,391.11 (2,085.25,2,715.66)	0.00 (-0.01,0.01)	590,175.79 (411,523.38,800,737.91)	790.26 (550.09,1,072.98)	-0.04 (-0.05,-0.04)
<b>Southern Sub-Saharan Africa</b>	1,734,724.79 (1,522,546.08,1,981,795.28)	2,492.17 (2,207.79,2,828.35)	-0.17 (-0.19,-0.16)	442,883.44 (312,871.89,592,296.21)	638.79 (452.27,853.40)	-0.19 (-0.2,-0.19)
<b>Tropical Latin America</b>	7,835,429.94 (6,889,648.73,8,878,913.01)	3,237.41 (2,853.41,3,660.01)	0.01 (0,0.02)	2,098,383.48 (1,480,053.81,2,786,301.06)	860.28 (606.31,1,146.08)	0.04 (0.03,0.05)
<b>Western Europe</b>	16,164,047.29 (14,225,919.21,18,317,753.65)	2,934.84 (2,576.47,3,315.88)	-0.11 (-0.13,-0.09)	6,174,812.68 (4,342,038.80,8,320,107.53)	1,062.57 (745.59,1,441.69)	-0.22 (-0.24,-0.21)
<b>Western Sub-Saharan Africa</b>	9,410,091.67 (8,227,950.80,10,765,369.93)	2,982.60 (2,640.24,3,364.71)	0.00 (-0.01,0.01)	2,445,781.34 (1,718,562.04,3,281,522.65)	795.74 (560.39,1,065.44)	0.01 (0.01,0.02)



**Table S5.** The numbers (2019), ASRs per 100,000 (2019), and AAPCs (1990-2019) in incidence and DALY for NP.

Characteristic	Incident cases			DALYs		
	Numbers (95% UI)	ASIR (95% UI)	AAPC (95% UI)	Numbers (95% UI)	Age-standardized DALY rate (95% UI)	AAPC (95% UI)
<b>Global</b>	47,528,964.54 (37,448,843.73,59,936,489.71)	579.09 (457.90,729.64)	-0.02 (-0.02,-0.01)	22,081,323.13 (14,508,244.16,31,726,932.92)	265.30 (174.33,380.31)	-0.01 (-0.03,0.01)
<b>Sex</b>						
<b>Male</b>	15,237,682.37 (12,011,670.57,19,367,268.20)	523.59 (415.87, 657.86)	-0.03 (-0.04,-0.01)	9,536,750.69 (6,265,845.75,13,720,546.34)	235.00 (154.31,336.38)	-0.02 (-0.03,-0.00)
<b>Female</b>	26,327,987.52 (20,913,249.89,33,183,183.03)	634.64 (502.34,801.40)	-0.01 (-0.02,-0.00)	12,544,572.44 (8,297,692.59,18,040,631.86)	298.92 (197.32, 428.52)	-0.01 (-0.03,0.01)
<b>Social-demographic index</b>						
<b>Low</b>	2,673,921.91 (2,072,396.37,3,460,787.25)	331.03 (259.62,418.89)	-0.07 (-0.14,-0.01)	1,123,995.83 (730,695.29,1,633,087.65)	146.47 (96.13,210.95)	0.05 (0.04,0.05)
<b>Low middle</b>	7,363,102.37 (5,778,268.38,9,399,710.09)	446.24 (350.72,563.05)	-0.08 (-0.08,-0.07)	3,159,636.28 (2,076,832.85,4,557,814.73)	195.07 (128.53,278.78)	-0.03 (-0.04,-0.03)
<b>Middle</b>	17,199,444.25 (13,449,847.44,21,991,097.47)	647.26 (510.98,819.33)	-0.13 (-0.22,-0.04)	8,034,975.21 (5,281,974.46,11,640,397.01)	300.58 (197.29,430.77)	-0.06 (-0.08,-0.04)
<b>Middle high</b>	11,067,656.72 (8,681,592.00,14,018,384.96)	621.33 (491.51,785.85)	0.19 (0.16,0.22)	5,184,830.66 (3,406,380.85,7,458,828.65)	282.68 (184.03,405.96)	0.22 (0.2,0.25)
<b>High</b>	8,306,739.10 (6,704,070.37,10,153,045.17)	676.79 (541.87,837.14)	0.26 (0.2,0.33)	4,566,356.72 (3,100,503.04,6,494,263.03)	347.71 (234.89,495.02)	0.25 (0.16,0.34)
<b>Region</b>						
<b>Andean Latin America</b>	194,773.58 (151,509.11,248,119.56)	313.42 (244.25,397.34)	0.00 (0.00,0.00)	83,265.63 (55,078.22,119,749.24)	135.34 (89.56,194.56)	0.01 (0.01,0.01)
<b>Australasia</b>	85,899.58 (68,491.04,106,698.40)	241.27 (192.37,300.91)	-0.14 (-0.14,-0.14)	38,499.95 (25,054.75,55,361.54)	104.56 (68.63,149.93)	-0.15 (-0.16,-0.13)
<b>Caribbean</b>	157,113.15 (122,889.16,198,296.40)	313.51 (244.37,397.34)	0.00 (0.00,0.00)	68,044.07 (45,122.31,98,537.75)	134.67 (89.48,193.76)	-0.01 (-0.01,-0.00)
<b>Central Asia</b>	300,561.98 (233,910.28,385,242.37)	326.52 (256.10,412.58)	-0.00 (-0.00,-0.00)	128,309.54 (83,542.74,188,387.45)	141.13 (91.90,203.70)	-0.01 (-0.01,-0.00)
<b>Central Europe</b>	526,037.45 (417,177.86,657,314.95)	348.59 (272.57,440.76)	0.02 (0.02,0.02)	233,685.18 (152,893.22,336,638.74)	148.76 (98.07,214.87)	0.03 (0.03,0.03)
<b>Central Latin America</b>	881,972.84 (687,579.67,1,130,334.00)	345.82 (271.10,440.72)	-0.00 (-0.00,-0.00)	372,549.50 (246,830.73,539,733.62)	146.60 (97.34,211.78)	0.01 (0.00,0.01)
<b>Central Sub-Saharan Africa</b>	246,043.83 (187,967.55,318,436.78)	268.28 (209.08,340.47)	-0.00 (-0.01,-0.00)	98,039.68 (63,563.99,142,016.11)	113.43 (74.84,163.66)	0.02 (0.01,0.03)
<b>East Asia</b>	15,290,226.66 (11,998,038.67,19,669,322.36)	804.10 (638.38,1,020.47)	0.03 (0.03,0.04)	6,991,872.96 (4,541,439.30,10,043,872.72)	356.35 (233.22,513.21)	0.04 (0.04,0.05)
<b>Eastern Europe</b>	1,044,113.95 (818,597.50,1,310,466.47)	387.59 (302.54,487.69)	0.00 (-0.00,0.0)	452,371.21 (295,617.42,652,101.50)	162.79 (107.90,236.44)	0.02 (0.01,0.02)

<b>Eastern Sub-Saharan Africa</b>	822,238.03 (630,159.08,1,064,031.63)	289.19 (226.79,367.14)	0.01 (0.01,0.01)	325,921.65 (210,976.61,472,910.32)	121.86 (79.72,174.64)	0.03 (0.02,0.03)
<b>High-income Asia Pacific</b>	1,085,782.41 (858,963.95,1,353,799.88)	413.79 (326.47,525.14)	-0.09 (-0.09,-0.08)	524,073.31 (343,739.73,762,845.02)	187.76 (124.65,272.40)	-0.05 (-0.06,-0.03)
<b>High-income North America</b>	3,898,342.46 (3,147,792.29,4,722,527.88)	915.20 (736.57,1,122.21)	0.42 (0.17,0.68)	2,188,580.59 (1,489,072.06,3,091,220.52)	479.11 (322.96,677.58)	0.54 (0.28,0.81)
<b>North Africa and Middle East</b>	3,842,558.19 (2,969,837.34,5,062,070.03)	649.20 (509.23,829.21)	-0.01 (-0.02,0.00)	1,729,128.39 (1,136,538.24,2,521,211.89)	302.98 (201.54,438.79)	-0.01 (-0.02,0.01)
<b>Oceania</b>	74,588.48 (58,068.25,96,779.09)	675.69 (534.88,854.74)	0.00 (0.00,0.00)	33,057.74 (21,424.45,47,333.53)	315.99 (206.04,451.38)	-0.01 (-0.01,-0.00)
<b>South Asia</b>	6,597,845.82 (5,150,566.80,8,422,425.54)	384.98 (300.36,484.57)	0.01 (0.00,0.01)	2,695,092.36 (1,783,438.42,3,919,417.41)	159.65 (106.13,231.23)	0.03 (0.02,0.03)
<b>Southeast Asia</b>	6,412,627.16 (4,999,352.13,8,221,511.06)	897.30 (709.29,1,133.99)	0.02 (0.02,0.02)	2,951,469.27 (1,944,453.78,4,240,975.22)	416.13 (273.74,596.53)	0.03 (0.03,0.03)
<b>Southern Latin America</b>	294,219.85 (230,877.84,369,571.33)	396.75 (310.30,501.31)	-0.00 (-0.00,-0.00)	144,984.61 (95,211.10,207,223.22)	192.09 (126.84,274.22)	-0.00 (-0.01,0.00)
<b>Southern Sub-Saharan Africa</b>	226,778.70 (175,057.02,292,595.77)	310.04 (244.92,392.42)	0.01 (0.01,0.01)	92,207.86 (60,668.53,133,909.99)	128.81 (84.61,183.47)	-0.01 (-0.02,-0.01)
<b>Tropical Latin America</b>	1,250,558.41 (977,681.16,1,603,774.70)	500.36 (392.45,637.52)	0.02 (0.02,0.03)	553,219.44 (363,652.26,807,726.87)	220.23 (144.35,320.39)	0.04 (0.01,0.07)
<b>Western Europe</b>	3,318,754.52 (2,625,108.38,4,106,299.86)	639.05 (505.78,803.75)	0.02 (-0.07,0.11)	1,985,044.77 (1,322,068.34,2,849,095.51)	353.29 (234.75,509.93)	-0.02 (-0.08,0.04)
<b>Western Sub-Saharan Africa</b>	977,927.48 (747,069.10,1,261,457.29)	310.23 (242.34,392.01)	0.07 (0.06,0.08)	391,905.42 (252,048.34,564,171.85)	131.86 (86.83,189.14)	0.09 (0.09,0.10)

**Table S6.** The numbers (2019), ASRs per 100,000 (2019), and AAPCs (1990-2019) in incidence and DALY for gout.

Characteristic	Incident cases			DALYs		
	Numbers (95% UI)	ASIR (95% UI)	AAPC (95% CI)	Numbers (95% UI)	Age-standardized DALY rate (95% UI)	AAPC (95% CI)
<b>Global</b>	9,222,886.78 (7,419,132.06,11,521,165.01)	111.33 (90.01,139.20)	0.58 (0.51,0.66)	1,673,973.37 (1,068,061.11,2,393,469.24)	20.23(12.91,28.88)	0.71(0.61,0.8)
<b>Sex</b>						
<b>Male</b>	6,884,144.09(5,505,947.81,8,637,715.83)	172.37(139.19,215.31)	0.55(0.48,0.63)	1,271,609.15(803,986.97,1,820,725.15)	32.07(20.37,45.73)	0.70(0.60,0.79)
<b>Female</b>	2,338,742.69(1,882,322.97,2,927,045.63)	54.22(43.64,67.71)	0.62(0.53,0.70)	402,364.23(256,354.38,577,997.41)	9.29(5.92,13.33)	0.66(0.63,0.70)
<b>Social-demographic index</b>						
<b>Low</b>	475,261.87(378,535.41,593,717.73)	77.52(62.28,97.72)	-0.06 (-0.13,0.01)	77,514.35(48,489.37,112,229.27)	13.11(8.27,19.07)	0.17(0.16,0.18)
<b>Low middle</b>	1,253,774.00(1,000,302.59,1,577,607.81)	84.64(67.99,106.57)	0.24(0.22,0.25)	198,787.64(123,995.95,285,702.94)	13.59(8.61,19.60)	0.31(0.29,0.34)
<b>Middle</b>	2,737,497.71(2,179,744.47,3,451,960.49)	104.78(84.25,131.76)	0.36(0.16,0.56)	488,456.35(305,700.49,706,777.22)	18.70(11.89,26.99)	0.58(0.52,0.64)
<b>Middle high</b>	2,221,415.26(1,772,776.95,2,816,424.44)	113.64(90.80,142.13)	0.77(0.73,0.82)	388,308.52(241,619.14,558,975.48)	19.61(12.31,28.20)	0.85(0.8,0.9)
<b>High</b>	2,217,279.99(1,801,671.67,2,725,359.75)	144.21(118.28,175.79)	0.99(0.96,1.02)	520,271.64(337,506.43,735,010.57)	32.05(20.59,44.73)	1.32(1.25,1.39)
<b>Region</b>						
<b>Andean Latin America</b>	33,280.50(26,525.10,41,170.82)	56.12(44.82,69.38)	0.74(0.72,0.77)	5,467.05(3,383.55,7,885.85)	9.28(5.76,13.48)	0.80(0.75,0.85)
<b>Australasia</b>	79,343.17(63,678.26,99,429.33)	186.58(150.74,233.20)	0.77(0.68,0.85)	19,660.30(12,557.85,28,111.19)	43.53(28.01,62.25)	1.10(1.07,1.13)
<b>Caribbean</b>	24,645.89(19,826.71,30,452.44)	48.29(38.89,59.42)	0.54(0.53,0.55)	4,007.91(2,509.36,5,760.97)	7.82(4.92,11.27)	0.54(0.52,0.56)
<b>Central Asia</b>	66,579.01(52,454.70,83,484.55)	79.91(63.68,100.08)	0.38(0.36,0.39)	10,641.90(6,721.84,15,591.51)	13.00(8.22,18.87)	0.41(0.38,0.45)
<b>Central Europe</b>	118,648.79(94,773.54,151,088.48)	64.37(51.34,81.06)	0.41(0.40,0.42)	19,057.67(12,005.33,27,776.64)	10.13(6.44,14.70)	0.45(0.42,0.47)
<b>Central Latin America</b>	88,882.07(70,004.90,111,009.35)	35.75(28.36,44.60)	0.48(0.44,0.52)	14,593.70(9,226.40,20,928.15)	5.88(3.73,8.46)	0.47(0.42,0.52)
<b>Central Sub-Saharan Africa</b>	59,651.07(47,074.32,74,579.82)	90.08(71.49,114.49)	0.07(0.06,0.08)	8,962.30(5,634.47,12,947.39)	14.22(8.95,20.72)	0.08(0.06,0.1)
<b>East Asia</b>	3,153,168.56(2,509,139.76,4,008,345.54)	153.20(123.14,191.49)	0.81(0.71,0.91)	530,704.85(327,808.33,765,617.86)	25.47(16.05,36.58)	0.9(0.81,0.99)
<b>Eastern Europe</b>	263,542.84(208,957.45,336,557.46)	83.83(67.11,105.72)	0.43(0.41,0.45)	42,049.01(26,393.15,61,310.60)	13.15(8.29,19.07)	0.48(0.46,0.51)
<b>Eastern Sub-Saharan Africa</b>	189,343.74(150,163.34,236,086.81)	94.51(75.77,119.79)	0.19(0.17,0.21)	28,605.26(18,087.69,41,432.93)	14.99(9.51,21.86)	0.22(0.2,0.23)
<b>High-income Asia Pacific</b>	402,477.99(321,234.89,508,454.41)	119.13(94.62,149.57)	0.24(0.2,0.27)	81,033.29(50,841.55,117,445.00)	22.58(14.20,32.52)	0.36(0.34,0.38)
<b>High-income North America</b>	1,111,379.37(916,929.70,1,344,332.15)	214.23(178.39,256.60)	1.55(1.38,1.71)	285,583.90(187,216.88,395,014.92)	52.26(34.42,72.27)	2.03(1.94,2.13)
<b>North Africa and Middle East</b>	490,264.32(389,867.83,606,813.40)	97.70(78.46,123.21)	0.36(0.34,0.39)	77,514.36(48,807.97,111,729.90)	15.83(9.96,22.75)	0.38(0.36,0.4)
<b>Oceania</b>	12,143.89(9,535.68,15,158.31)	139.36(111.95,173.68)	0.25(0.23,0.27)	1,884.73(1,170.05,2,709.28)	22.51(14.19,32.43)	0.25(0.22,0.29)
<b>South Asia</b>	1,183,315.70(944,271.93,1,491,888.72)	77.94(62.52,98.21)	0.2(0.17,0.23)	180,045.54(113,780.99,261,292.49)	12.03(7.62,17.37)	0.23(0.2,0.25)
<b>Southeast Asia</b>	831,398.07(659,788.74,1,041,227.64)	124.02(99.65,155.79)	0.51(0.5,0.52)	133,986.29(84,560.29,193,323.97)	20.16(12.70,29.13)	0.56(0.54,0.58)
<b>Southern Latin America</b>	105,042.64(83,794.55,131,906.97)	133.45(106.66,166.46)	0.52(0.49,0.54)	22,861.28(14,243.83,32,993.96)	28.53(17.85,41.18)	0.70(0.67,0.73)
<b>Southern Sub-Saharan Africa</b>	70,339.22(56,010.49,88,718.66)	111.31(88.84,141.07)	0.2(0.17,0.23)	10,848.72(6,754.92,15,565.84)	17.60(11.07,25.46)	0.18(0.16,0.21)
<b>Tropical Latin America</b>	124,283.01(99,345.58,154,240.86)	50.28(40.36,62.45)	0.66(0.65,0.68)	20,016.57(12,717.44,28,846.77)	8.07(5.12,11.53)	0.68(0.66,0.71)
<b>Western Europe</b>	612,860.76(484,247.04,773,724.43)	85.86(68.38,107.94)	0.24(0.19,0.29)	145,463.18(92,307.49,212,130.50)	18.90(11.89,27.49)	0.44(0.4,0.49)
<b>Western Sub-Saharan Africa</b>	202,296.15(160,151.18,251,195.77)	87.29(69.87,109.95)	-0.1(-0.13,-0.07)	30,985.58(19,518.62,44,580.00)	13.96(8.80,20.21)	-0.07(-0.11,-0.04)



**Table S7.** The numbers (2019), ASRs per 100,000 (2019), and AAPCs (1990-2019) in incidence, death and DALY for MSK disorders in 204 countries.

Characteristic	Incident cases			Deaths			DALYs		
	Numbers (95% UI)	ASIR (95% UI)	AAPC (95% CI)	Numbers (95% UI)	ASDR (95% UI)	AAPC (95% CI)	Numbers (95% UI)	Age-standardized DALY rate (95% UI)	AAPC (95% CI)
<b>Afghanistan</b>	1,015,272.00 (904,031.95,1,144,326.51)	4,190.33 (3,784.93,4,633.00)	0.04 (0.03,0.04)	168.63 (111.06,248.42)	1.00 (0.67,1.48)	1.14 (1.08,1.2)	109,587.59 (76,180.57,147,101.74)	1,408.71 (980.40,1,898.99)	0.10 (0.09,0.11)
<b>Albania</b>	163,299.22 (147,417.25,181,653.58)	4,887.89 (4,420.49,5,428.63)	-0.02 (-0.03,-0.02)	34.56 (16.56,49.21)	0.87 (0.42,1.23)	1.81 (1.09,2.53)	41,087.60 (28,776.09,54,794.75)	1,567.09 (1,106.77,2,088.30)	0.11 (0.11,0.12)
<b>Algeria</b>	1,721,265.05 (1,544,648.36,1,916,682.41)	4,213.01 (3,800.69,4,670.39)	-0.01 (-0.01,0)	237.93 (155.60,305.31)	0.74 (0.47,0.93)	1.00 (0.91,1.09)	270,867.66 (194,237.59,360,057.24)	1,747.65 (1,259.36,2,322.13)	0.26 (0.26,0.27)
<b>American Samoa</b>	2,710.03 (2,447.18,2,989.94)	5,146.29 (4,676.70,5,668.86)	0.03 (0.02,0.03)	0.69 (0.53,0.88)	1.47 (1.14,1.87)	1.45 (0.96,1.94)	632.00 (454.52,834.68)	1,918.25 (1,395.95,2,535.77)	0.13 (0.12,0.15)
<b>Andorra</b>	4,564.62 (4,138.75,5,031.92)	4,116.23 (3,735.39,4,515.26)	0.03 (0.01,0.05)	0.72 (0.49,0.95)	0.50 (0.35,0.67)	0.25 (0.13,0.37)	1,291.79 (917.70,1,726.76)	2,151.75 (1,521.77,2,879.86)	0.04 (0.02,0.06)
<b>Angola</b>	693,737.41 (619,689.44,775,264.35)	3,673.21 (3,311.61,4,078.95)	0.01 (0.01,0.01)	166.34 (109.74,222.87)	1.41 (0.97,1.85)	-0.01 (-0.16,0.13)	75,497.52 (53,544.42,100,344.71)	1,328.28 (921.00,1,789.45)	0.18 (0.17,0.19)
<b>Antigua and Barbuda</b>	3,656.57 (3,319.49,4,048.67)	3,567.18 (3,229.68,3,939.27)	0.00 (0.00,0.01)	1.98 (1.29,2.82)	2.22 (1.42,3.11)	0.56 (0.1,1.02)	816.50 (591.33,1,077.62)	1,569.12 (1,133.18,2,063.36)	0.16 (0.15,0.18)
<b>Argentina</b>	1,742,646.84 (1,585,621.59,1,912,812.53)	3,548.62 (3,222.32,3,885.42)	0.06 (0.05,0.07)	691.59 (467.27,1,010.31)	1.32 (0.88,1.89)	-1.87 (-2.24,-1.51)	669,453.32 (480,393.35,895,744.65)	2,224.31 (1,603.72,2,948.24)	0.22 (0.18,0.26)
<b>Armenia</b>	151,653.80 (137,026.42,168,257.51)	4,178.48 (3,775.94,4,622.37)	0.01 (0.01,0.01)	16.55 (6.08,23.17)	0.42 (0.16,0.59)	3.9 (3.24,4.56)	40,635.98 (28,584.71,54,408.75)	1,424.55 (1,013.37,1,902.31)	0.25 (0.24,0.25)
<b>Australia</b>	1,160,571.85 (1,061,122.56,1,272,249.40)	3,822.21 (3,470.37,4,196.80)	-0.04 (-0.06,-0.02)	920.58 (597.84,1,186.11)	2.03 (1.36,2.68)	-0.43 (-0.65,-0.22)	399,959.77 (289,250.14,527,922.64)	2,169.18 (1,559.88,2,889.33)	0.05 (0.02,0.09)
<b>Austria</b>	452,323.09 (413,031.04,496,147.18)	3,850.55 (3,491.79,4,211.15)	-0.07 (-0.09,-0.05)	210.49 (163.99,367.46)	1.09 (0.87,1.84)	-1.37 (-1.77,-0.98)	192,880.70 (137,191.59,257,042.31)	1,971.48 (1,413.43,2,650.16)	-0.05 (-0.07,-0.02)
<b>Azerbaijan</b>	437,722.38 (393,717.49,488,811.41)	4,005.55 (3,623.21,4,438.25)	0.03 (0.03,0.04)	17.15 (10.94,21.52)	0.21 (0.13,0.27)	2.73 (2.46,2.99)	78,112.39 (55,288.99,104,007.91)	1,362.81 (954.69,1,829.71)	0.11 (0.1,0.12)
<b>Bahamas</b>	14,990.08 (13,493.78,16,611.63)	3,580.03 (3,238.31,3,958.62)	-0.02 (-0.03,-0.02)	12.58 (8.44,19.41)	3.38 (2.26,5.15)	-0.31 (-0.58,-0.03)	3,381.69 (2,476.11,4,398.87)	1,652.75 (1,209.12,2,154.94)	0.09 (0.07,0.12)
<b>Bahrain</b>	71,869.75 (63,347.17,81,057.16)	4,212.38 (3,800.25,4,647.03)	0.00 (0.00,0.01)	14.41 (9.15,18.43)	1.43 (1.02,1.76)	1.7 (1.09,2.32)	6,323.06 (4,516.27,8,408.09)	1,779.15 (1,293.03,2,342.43)	0.27 (0.25,0.29)
<b>Bangladesh</b>	5,510,214.19 (4,956,837.84,6,104,956.70)	3,672.59 (3,314.50,4,058.91)	-0.14 (-0.15,-0.13)	2,059.29 (1,456.68,2,942.46)	1.88 (1.34,2.67)	-0.19 (-0.94,0.56)	1,265,368.32 (906,654.83,1,641,252.82)	1,977.54 (1,437.66,2,592.98)	0.22 (0.21,0.24)
<b>Barbados</b>	13,932.20	3,606.59	0.01	15.92	3.70	-0.06	4,226.21	1,663.79	0.12

	(12,639.54,15,461.84)	(3,269.46,3,998.34)	(0,0.01)	(10.93,23.74)	(2.55,5.51)	(-0.4,0.29)	(3,102.75,5,535.81)	(1,216.93,2,165.19)	(0.09,0.14)
<b>Belarus</b>	571,278.57 (517,877.18,635,437.53)	4,551.79 (4,110.61,5,047.64)	0.00 (0.00,0.01)	36.51 (16.37,52.24)	0.24 (0.11,0.34)	2.4 (2.15,2.65)	170,257.29 (120,057.43,230,433.27)	1,482.18 (1,045.50,1,991.87)	0.14 (0.13,0.15)
<b>Belgium</b>	584,047.55 (533,190.79,640,311.13)	4,021.56 (3,646.48,4,422.49)	0.01 (-0.01,0.03)	362.32 (220.83,442.24)	1.37 (0.88,1.72)	-0.47 (-0.75,-0.2)	252,201.78 (180,692.87,338,387.19)	2,042.19 (1,461.10,2,728.92)	0.01 (0,0.03)
<b>Belize</b>	13,348.83 (12,015.83,14,879.53)	3,634.46 (3,296.84,4,014.09)	0.03 (0.03,0.04)	6.44 (4.47,9.79)	2.01 (1.39,3.04)	0.84 (0.49,1.19)	1,782.99 (1,284.21,2,339.10)	1,559.92 (1,126.33,2,069.97)	0.23 (0.21,0.26)
<b>Benin</b>	296,817.89 (264,722.54,330,839.45)	3,698.11 (3,366.82,4,083.22)	0.03 (0.03,0.04)	48.31 (30.88,66.19)	0.82 (0.54,1.08)	0.86 (0.73,0.99)	35,401.53 (25,393.47,47,010.10)	1,353.05 (965.48,1,806.76)	0.23 (0.22,0.23)
<b>Bermuda</b>	3,314.19 (3,007.95,3,677.93)	3,643.32 (3,306.41,4,032.25)	-0.02 (-0.02,-0.02)	2.19 (1.32,3.00)	1.73 (1.10,2.43)	-1.11 (-1.28,-0.94)	1,035.20 (745.47,1,369.67)	1,626.77 (1,169.10,2,137.58)	0.13 (0.12,0.14)
<b>Bhutan</b>	25,755.00 (23,196.90,28,559.66)	3,708.47 (3,366.54,4,092.53)	-0.00 (-0.01,0.00)	11.59 (7.63,17.50)	2.49 (1.67,3.75)	0.91 (0.86,0.96)	6,294.92 (4,513.15,8,274.23)	1,830.46 (1,331.73,2,384.11)	0.36 (0.35,0.37)
<b>Bolivia (Plurinational State of)</b>	374,995.65 (336,899.39,416,598.81)	3,535.64 (3,195.57,3,905.41)	0.01 (0.00,0.01)	156.97 (108.21,206.16)	1.99 (1.41,2.54)	0.68 (0.6,0.76)	66,574.76 (48,010.19,87,106.84)	1,631.12 (1,176.59,2,149.92)	0.25 (0.24,0.26)
<b>Bosnia and Herzegovina</b>	203,020.79 (183,311.56,226,062.87)	4,588.92 (4,135.46,5,102.29)	0.05 (0.04,0.06)	43.02 (26.63,56.08)	0.82 (0.50,1.06)	0.43 (-0.23,1.1)	62,806.78 (44,514.25,83,690.76)	1,432.70 (1,019.69,1,903.00)	0.17 (0.15,0.18)
<b>Botswana</b>	67,155.57 (60,555.99,74,844.16)	3,422.99 (3,111.81,3,781.74)	0.02 (0.00,0.03)	27.72 (16.97,39.65)	2.00 (1.20,2.79)	0.67 (0.47,0.87)	10,522.56 (7,645.90,13,974.55)	1,411.84 (1,025.45,1,870.03)	0.2 (0.19,0.22)
<b>Brazil</b>	10,209,414.08 (9,212,295.34,11,283,391.37)	4,292.31 (3,875.58,4,742.59)	0.05 (0.04,0.05)	3,405.68 (2,329.95,4,854.44)	1.47 (1.01,2.11)	0.24 (0.14,0.34)	2,407,573.45 (1,750,650.28,3,122,040.71)	1,995.42 (1,446.24,2,624.39)	-0.02 (-0.05,0)
<b>Brunei Darussalam</b>	17,295.37 (15,519.39,19,233.64)	3,844.88 (3,481.06,4,211.42)	0.06 (0.05,0.07)	5.43 (4.47,6.97)	2.68 (1.85,3.20)	0.1 (-0.17,0.37)	3,773.88 (2,698.47,5,022.56)	2,175.90 (1,566.45,2,894.64)	0.25 (0.23,0.27)
<b>Bulgaria</b>	468,443.07 (423,550.44,521,637.89)	4,879.30 (4,419.07,5,465.12)	-0.02 (-0.03,-0.01)	53.08 (32.14,71.07)	0.41 (0.25,0.56)	1.38 (0.71,2.05)	160,721.60 (114,139.95,215,297.29)	1,544.31 (1,095.86,2,060.92)	0.09 (0.08,0.09)
<b>Burkina Faso</b>	533,726.76 (478,035.76,595,168.68)	3,651.49 (3,302.27,4,025.17)	0.07 (0.06,0.07)	81.65 (51.80,108.87)	0.78 (0.50,1.01)	0.78 (0.65,0.91)	74,000.94 (53,163.29,97,822.78)	1,365.28 (978.15,1,830.98)	0.2 (0.2,0.21)
<b>Burundi</b>	263,223.88 (236,106.34,292,772.50)	3,554.80 (3,223.06,3,930.92)	0.05 (0.04,0.06)	44.12 (26.69,69.76)	1.03 (0.55,1.64)	-0.42 (-0.71,-0.13)	39,707.76 (28,604.04,52,614.38)	1,141.53 (807.17,1,542.26)	-0.25 (-0.27,-0.24)
<b>Cabo Verde</b>	18,598.94 (16,719.88,20,658.04)	3,617.09 (3,266.45,4,002.58)	0.02 (0.02,0.03)	3.17 (2.29,3.93)	0.74 (0.53,0.93)	1.59 (1.41,1.78)	3,189.66 (2,251.98,4,267.40)	1,391.40 (1,001.48,1,850.27)	0.17 (0.16,0.18)
<b>Cambodia</b>	714,929.47 (644,952.30,793,502.32)	4,810.18 (4,355.00,5,316.90)	-0.14 (-0.14,-0.13)	104.73 (70.68,131.04)	0.82 (0.57,1.02)	1.1 (1.05,1.14)	116,584.85 (82,880.67,157,207.33)	1,847.24 (1,323.05,2,458.64)	0.1 (0.1,0.11)
<b>Cameroon</b>	752,905.80 (672,475.67,838,360.81)	3,804.37 (3,441.61,4,205.42)	-0.00 (-0.01,0.01)	157.20 (91.46,236.32)	1.07 (0.67,1.50)	1.12 (1.04,1.2)	86,890.20 (62,314.48,114,798.27)	1,436.08 (1,030.63,1,920.37)	0.19 (0.19,0.2)
<b>Canada</b>	1,884,245.91	3,996.21	0.25	1,176.32	1.67	-0.06	758,443.27	2,648.35	0.26

	(1,714,759.64,2,071,020.14)	(3,623.69,4,385.92)	(0.14,0.36)	(645.26,1,435.64)	(0.96,2.00)	(-0.27,0.15)	(550,555.07,992,467.22)	(1,914.73,3,458.20)	(0.23,0.28)
<b>Central African Republic</b>	130,318.93 (116,127.20,146,603.93)	3,674.99 (3,323.57,4,074.68)	0.00 (-0.00,0.01)	35.57 (24.06,47.78)	1.52 (1.04,2.02)	-0.31 (-0.46,-0.16)	22,638.52 (16,376.57,29,881.12)	1,328.23 (951.36,1,776.97)	-0.03 (-0.05,-0.01)
<b>Chad</b>	362,310.73 (322,905.82,405,146.62)	3,790.12 (3,444.14,4,190.97)	0.01 (-0.00,0.02)	49.04 (31.03,65.09)	0.72 (0.47,0.95)	0.91 (0.76,1.05)	47,677.57 (33,764.72,63,671.61)	1,336.78 (938.75,1,794.16)	0.09 (0.08,0.1)
<b>Chile</b>	760,526.92 (693,027.55,838,129.75)	3,556.06 (3,228.98,3,909.71)	0.07 (0.06,0.08)	416.90 (253.78,533.80)	1.80 (1.10,2.32)	0.21 (0.03,0.39)	269,176.32 (192,839.60,356,015.08)	2,262.15 (1,633.10,2,989.70)	-0.02 (-0.05,0.01)
<b>China</b>	68,991,473.33 (62,484,630.29,75,824,082.38)	3,764.99 (3,430.49,4,114.81)	-0.68 (-0.72,-0.63)	20,141.07 (15,648.86,23,766.76)	1.20 (0.91,1.40)	0.5 (0.03,0.97)	17,519,469.73 (12,642,451.56,23,304,319.62)	1,585.44 (1,140.01,2,111.61)	-0.22 (-0.28,-0.16)
<b>Colombia</b>	2,065,675.59 (1,867,695.11,2,280,859.68)	4,024.47 (3,638.01,4,450.64)	0.05 (0.04,0.06)	1,045.77 (620.64,1,477.35)	2.00 (1.16,2.81)	0.37 (-0.29,1.04)	464,720.52 (335,858.52,613,092.96)	2,022.83 (1,470.88,2,671.89)	0.31 (0.3,0.33)
<b>Comoros</b>	21,874.93 (19,764.46,24,368.28)	3,628.08 (3,301.11,4,016.99)	0.04 (0.03,0.05)	4.99 (2.82,7.79)	1.10 (0.58,1.71)	0.25 (-0.17,0.68)	3,522.56 (2,536.08,4,731.37)	1,342.50 (964.87,1,792.33)	0.29 (0.26,0.31)
<b>Congo</b>	145,997.52 (130,801.93,163,329.29)	3,651.51 (3,311.23,4,033.93)	0.01 (0.01,0.02)	49.68 (29.49,71.28)	1.85 (1.23,2.41)	-0.16 (-0.36,0.04)	20,558.50 (14,866.04,27,082.78)	1,396.85 (998.61,1,863.02)	0.04 (0.02,0.06)
<b>Cook Islands</b>	1,086.28 (988.10,1,197.19)	5,150.68 (4,665.48,5,673.02)	0.05 (0.04,0.06)	0.08 (0.05,0.10)	0.33 (0.21,0.43)	0.59 (0.51,0.67)	280.36 (200.83,371.51)	1,906.36 (1,385.40,2,528.55)	0.15 (0.13,0.17)
<b>Costa Rica</b>	190,863.70 (172,735.56,211,550.58)	3,722.53 (3,365.37,4,121.99)	-0.03 (-0.04,-0.02)	126.13 (81.79,189.83)	2.43 (1.58,3.66)	0.56 (0.23,0.88)	43,376.57 (31,364.82,56,645.09)	1,946.30 (1,412.24,2,540.98)	0.16 (0.14,0.19)
<b>Croatia</b>	283,737.98 (256,776.84,316,082.51)	4,897.32 (4,405.58,5,447.43)	-0.09 (-0.11,-0.07)	93.88 (49.16,126.77)	1.14 (0.61,1.54)	1.02 (0.73,1.32)	92,389.52 (66,803.46,123,472.79)	1,600.46 (1,140.56,2,116.88)	0.03 (0.02,0.04)
<b>Cuba</b>	548,669.20 (502,768.90,596,873.93)	3,664.08 (3,352.11,3,973.91)	-0.05 (-0.06,-0.04)	238.10 (151.49,367.87)	1.35 (0.86,2.09)	-0.16 (-0.47,0.15)	159,896.90 (115,856.15,212,018.82)	1,594.28 (1,154.05,2,103.49)	0.28 (0.25,0.3)
<b>Cyprus</b>	66,413.81 (60,495.82,72,982.76)	4,159.90 (3,780.71,4,573.10)	0.05 (0.04,0.07)	35.83 (24.27,43.39)	2.01 (1.36,2.42)	-0.89 (-1.26,-0.52)	17,391.55 (12,476.52,23,105.42)	2,224.72 (1,597.42,2,963.46)	0.15 (0.13,0.16)
<b>Czechia</b>	699,109.31 (629,816.39,775,748.39)	4,883.83 (4,399.89,5,423.43)	-0.04 (-0.05,-0.04)	109.06 (60.11,143.12)	0.56 (0.31,0.73)	0.64 (0.07,1.21)	182,565.94 (130,709.91,242,764.57)	1,547.70 (1,109.57,2,064.61)	0.07 (0.04,0.1)
<b>Côte d'Ivoire</b>	666,797.74 (596,899.14,745,931.97)	3,681.28 (3,333.56,4,078.73)	0.06 (0.05,0.06)	96.75 (61.89,134.38)	0.79 (0.52,1.03)	0.67 (0.43,0.9)	88,520.68 (63,338.33,117,649.75)	1,358.43 (966.80,1,810.15)	0.24 (0.22,0.25)
<b>Democratic People's Republic of Korea</b>	1,400,704.34 (1,269,091.12,1,548,810.36)	4,532.85 (4,125.90,4,968.41)	-0.13 (-0.13,-0.12)	462.05 (279.44,806.54)	1.54 (0.95,2.67)	1.11 (1.06,1.16)	335,663.20 (242,321.97,450,072.14)	1,766.18 (1,280.77,2,333.41)	-0.02 (-0.03,-0.01)
<b>Democratic Republic of the Congo</b>	2,104,596.15 (1,881,734.91,2,348,439.10)	3,649.17 (3,303.01,4,043.47)	-0.02 (-0.04,-0.01)	539.06 (330.58,737.35)	1.43 (0.90,1.90)	-0.13 (-0.21,-0.06)	307,473.86 (221,423.53,407,539.49)	1,359.78 (975.64,1,808.55)	0.03 (0.02,0.05)

<b>Denmark</b>	291,691.98 (262,856.59,325,367.07)	3,972.54 (3,561.08,4,418.36)	-0.03 (-0.05,- 0.01)	300.20 (183.13,370.16)	2.40 (1.53,3.00)	0.27 (-0.03,0.58)	159,466.80 (114,769.45,211,850.88)	2,485.00 (1,781.44,3,292.01)	0 (- 0.02,0.02)
<b>Djibouti</b>	32,383.37 (29,032.92,36,312.13)	3,453.75 (3,140.60,3,829.07)	0.02 (0.01,0.02)	5.81 (3.19,9.73)	1.16 (0.60,1.89)	0.57 (0.32,0.82)	3,137.13 (2,242.30,4,183.23)	1,280.88 (912.43,1,710.26)	0.21 (0.2,0.23)
<b>Dominica</b>	2,835.72 (2,563.77,3,128.09)	3,580.40 (3,232.22,3,950.16)	-0.04 (-0.05,- 0.04)	1.60 (1.22,2.07)	1.92 (1.46,2.48)	0.4 (0.25,0.56)	997.86 (719.53,1,315.18)	1,563.85 (1,134.66,2,070.74)	0.11 (0.09,0.12)
<b>Dominican Republic</b>	368,369.67 (331,692.60,407,681.30)	3,520.46 (3,184.47,3,884.58)	0.10 (0.09,0.11)	198.30 (115.14,263.97)	2.32 (1.25,3.08)	0.91 (0.35,1.48)	71,025.33 (50,849.85,93,642.76)	1,492.18 (1,075.62,1,987.16)	0.27 (0.25,0.29)
<b>Ecuador</b>	571,186.05 (525,132.50,618,601.60)	3,409.86 (3,139.39,3,692.16)	-0.03 (-0.05,- 0.02)	328.27 (246.12,436.01)	2.32 (1.78,3.12)	0.92 (0.66,1.19)	111,296.21 (80,021.18,146,847.89)	1,654.69 (1,196.43,2,179.21)	0.22 (0.18,0.25)
<b>Egypt</b>	3,687,532.57 (3,321,180.69,4,103,672.23)	4,293.89 (3,889.28,4,741.65)	0.07 (0.07,0.07)	252.70 (165.31,361.37)	0.41 (0.27,0.57)	0.69 (0.08,1.3)	647,866.21 (463,912.38,864,787.21)	1,775.16 (1,272.61,2,353.61)	0.3 (0.3,0.31)
<b>El Salvador</b>	231,983.94 (208,809.16,257,658.35)	3,789.22 (3,417.24,4,191.47)	0.07 (0.07,0.08)	89.26 (64.34,121.90)	1.39 (1.00,1.90)	-0.07 (-0.58,0.44)	59,597.25 (42,179.49,79,165.48)	1,783.25 (1,268.45,2,366.72)	0.4 (0.37,0.42)
<b>Equatorial Guinea</b>	32,949.86 (29,160.93,36,839.08)	3,654.63 (3,310.36,4,033.21)	-0.0 (-0.01,- 0.00)	8.73 (5.14,13.58)	1.65 (1.05,2.45)	0.23 (0.12,0.35)	3,451.47 (2,504.20,4,563.53)	1,477.35 (1,068.33,1,963.65)	0.41 (0.39,0.43)
<b>Eritrea</b>	148,269.86 (132,264.33,164,927.78)	3,297.02 (2,981.43,3,650.77)	0.12 (0.11,0.12)	30.45 (17.26,47.99)	1.26 (0.62,1.95)	0.82 (0.69,0.94)	15,817.88 (11,160.10,21,301.52)	1,072.96 (748.20,1,462.30)	0.25 (0.24,0.27)
<b>Estonia</b>	80,370.68 (73,250.34,88,951.77)	4,449.43 (4,015.66,4,930.38)	0.01 (0.01,0.02)	26.54 (17.90,38.92)	1.11 (0.77,1.69)	-1.35 (-1.73,-0.97)	26,463.09 (18,883.89,35,414.22)	1,510.33 (1,079.68,2,011.03)	0.19 (0.15,0.22)
<b>Eswatini</b>	27,906.20 (25,116.62,30,954.48)	3,345.60 (3,043.14,3,684.90)	-0.01 (-0.04,0.01)	12.40 (7.80,18.39)	2.11 (1.31,3.03)	0.69 (0.41,0.97)	5,777.04 (4,181.09,7,626.57)	1,362.81 (996.69,1,810.88)	0.11 (0.1,0.12)
<b>Ethiopia</b>	2,369,527.95 (2,122,044.31,2,633,487.31)	3,545.50 (3,211.99,3,911.83)	-0.04 (-0.06,- 0.02)	390.07 (214.45,666.86)	1.00 (0.51,1.70)	-0.97 (-1.13,-0.82)	354,805.59 (254,504.61,472,419.23)	1,288.93 (912.14,1,734.44)	0.13 (0.11,0.15)
<b>Fiji</b>	44,291.46 (40,071.14,49,120.20)	5,079.12 (4,607.50,5,599.52)	-0.01 (-0.01,- 0.00)	3.76 (2.63,5.13)	0.50 (0.35,0.67)	0.64 (0.4,0.89)	10,278.23 (7,359.44,13,579.75)	1,880.59 (1,361.18,2,478.13)	0.07 (0.07,0.08)
<b>Finland</b>	285,115.24 (259,989.57,311,314.30)	3,935.86 (3,583.83,4,327.59)	-0.02 (- 0.03,0.0670 0)	183.82 (105.55,223.13)	1.36 (0.79,1.64)	-0.97 (-1.26,-0.67)	123,491.85 (89,223.94,164,122.59)	2,037.01 (1,467.47,2,717.28)	0.02 (- 0.02,0.06)
<b>France</b>	3,333,553.31 (3,047,562.09,3,656,502.95)	3,990.69 (3,640.70,4,388.08)	0.05 (0.03,0.07)	3,216.52 (1,611.06,4,041.95)	1.88 (1.04,2.30)	0.35 (-0.02,0.71)	1,348,176.92 (970,647.57,1,789,574.20)	2,054.64 (1,474.16,2,732.06)	0.13 (0.1,0.16)
<b>Gabon</b>	52,210.27 (47,015.31,58,203.25)	3,659.37 (3,321.95,4,048.84)	0.05 (0.04,0.06)	19.37 (12.93,25.29)	1.88 (1.27,2.45)	0.27 (0.1,0.43)	9,305.42 (6,734.95,12,292.84)	1,471.83 (1,071.01,1,948.25)	0.25 (0.25,0.26)
<b>Gambia</b>	54,086.18	3,578.03	0.02	9.95	0.89	1.74	7,026.55	1,319.81	0.19

	(48,246.85,60,275.61)	(3,236.07,3,952.81)	(0.01,0.03)	(6.35,12.95)	(0.57,1.15)	(1.32,2.15)	(4,981.18,9,413.47)	(937.48,1,754.52)	(0.17,0.2)
<b>Georgia</b>	179,515.01 (163,151.99,198,562.46)	3,823.96 (3,468.99,4,239.85)	0.04 (0.02,0.05)	22.95 (8.37,32.22)	0.41 (0.15,0.58)	3.66 (3.18,4.14)	75,136.18 (53,060.26,101,331.31)	1,291.45 (911.23,1,726.65)	0.09 (0.07,0.11)
<b>Germany</b>	4,692,706.97 (4,281,853.54,5,151,742.27)	4,188.79 (3,814.99,4,589.65)	0.00 (-0.00,0.01)	1,990.61 (1,285.57,2,505.47)	0.95 (0.63,1.21)	-1.08 (-1.28,-0.88)	2,240,546.46 (1,614,217.53,2,959,902.61)	2,211.18 (1,582.65,2,927.19)	0 (-0.01,0.01)
<b>Ghana</b>	786,967.12 (712,870.68,865,849.06)	3,290.38 (3,003.52,3,598.97)	0.00 (-0.02,0.01)	131.92 (88.92,174.47)	0.70 (0.51,0.90)	0.98 (0.87,1.09)	111,716.69 (80,466.31,148,567.02)	1,269.36 (906.36,1,703.56)	0.18 (0.16,0.19)
<b>Greece</b>	543,606.86 (494,311.23,596,456.57)	3,925.43 (3,542.24,4,325.92)	0.04 (0.01,0.07)	136.53 (92.34,191.80)	0.54 (0.35,0.70)	0.9 (0.53,1.27)	247,009.21 (175,905.41,325,071.71)	2,031.07 (1,463.05,2,693.61)	0.13 (0.09,0.17)
<b>Greenland</b>	2,732.23 (2,464.56,3,020.48)	4,187.69 (3,794.02,4,615.22)	-0.01 (-0.02,0.00)	1.33 (1.04,1.62)	2.18 (1.70,2.63)	-0.04 (-0.65,0.57)	1,301.02 (942.29,1,715.05)	2,625.47 (1,895.34,3,436.07)	0.18 (0.15,0.22)
<b>Grenada</b>	4,043.99 (3,661.75,4,476.51)	3,562.46 (3,214.72,3,935.46)	-0.04 (-0.04,-0.03)	2.43 (1.64,3.89)	2.56 (1.69,3.99)	-0.01 (-0.25,0.24)	1,031.14 (750.60,1,355.45)	1,543.62 (1,119.65,2,031.95)	0.16 (0.14,0.18)
<b>Guam</b>	9,161.80 (8,328.97,10,081.09)	5,064.47 (4,589.84,5,568.66)	0.04 (0.03,0.05)	1.75 (1.37,2.49)	0.99 (0.77,1.39)	0.2 (-0.45,0.85)	2,093.98 (1,512.98,2,778.68)	1,931.63 (1,392.19,2,558.30)	0.13 (0.11,0.15)
<b>Guatemala</b>	575,496.55 (513,928.35,641,428.85)	3,826.85 (3,442.43,4,230.27)	0.04 (0.03,0.04)	214.67 (112.59,290.61)	1.97 (0.91,2.69)	2.17 (1.28,3.06)	84,260.37 (59,817.18,112,054.96)	1,807.28 (1,304.44,2,396.64)	0.36 (0.35,0.38)
<b>Guinea</b>	302,075.76 (270,526.84,335,404.76)	3,652.83 (3,293.78,4,056.37)	0.04 (0.04,0.05)	54.80 (32.91,75.33)	0.84 (0.52,1.15)	1.02 (0.94,1.11)	51,907.54 (36,938.65,69,151.31)	1,330.76 (954.67,1,775.55)	0.18 (0.17,0.19)
<b>Guinea-Bissau</b>	44,839.21 (40,006.96,50,136.71)	3,586.71 (3,245.68,3,975.88)	0.01 (0.01,0.01)	9.13 (5.79,12.47)	1.03 (0.67,1.38)	0.73 (0.65,0.81)	7,453.09 (5,351.10,9,882.04)	1,322.98 (943.06,1,766.81)	0.2 (0.19,0.21)
<b>Guyana</b>	26,553.32 (23,965.70,29,391.93)	3,582.09 (3,241.33,3,954.62)	0.00.01 (0.00,0.01)	8.85 (5.86,13.80)	1.42 (0.96,2.14)	0.84 (0.58,1.09)	7,833.62 (5,663.36,10,326.39)	1,487.59 (1,086.03,1,957.78)	0.21 (0.2,0.22)
<b>Haiti</b>	364,411.99 (325,786.92,407,882.77)	3,566.65 (3,224.61,3,955.44)	0.02 (0.01,0.03)	173.61 (108.93,249.01)	2.15 (1.42,2.91)	-0.04 (-0.15,0.07)	61,118.16 (44,235.67,80,987.82)	1,375.41 (982.88,1,821.89)	0.01 (-0.01,0.03)
<b>Honduras</b>	313,852.48 (280,436.25,349,362.23)	3,787.50 (3,417.59,4,190.25)	0.04 (0.04,0.05)	200.18 (125.10,275.98)	3.25 (2.02,4.28)	1.19 (0.83,1.55)	52,624.12 (38,408.36,68,305.18)	1,900.35 (1,370.29,2,472.58)	0.24 (0.22,0.26)
<b>Hungary</b>	647,910.33 (589,068.53,720,987.19)	4,922.18 (4,439.29,5,467.67)	0.08 (0.07,0.09)	239.69 (160.31,342.56)	1.31 (0.90,1.91)	-0.71 (-0.98,-0.44)	189,172.90 (134,952.56,252,051.92)	1,605.07 (1,149.10,2,135.21)	0.24 (0.22,0.26)
<b>Iceland</b>	17,421.35 (15,913.03,19,091.03)	4,246.79 (3,849.30,4,677.31)	-0.08 (-0.11,-0.04)	6.10 (3.87,8.40)	0.97 (0.63,1.36)	-1.31 (-1.58,-1.04)	6,140.58 (4,363.48,8,190.46)	2,252.60 (1,593.27,3,016.90)	-0.09 (-0.12,-0.06)
<b>India</b>	41,604,039.23 (37,626,743.74,45,987,718.52)	3,186.40 (2,889.67,3,507.62)	-0.66 (-0.74,-0.59)	26,225.86 (19,874.69,31,725.98)	2.83 (2.15,3.41)	0.32 (-0.45,1.1)	10,877,948.62 (7,841,579.32,14,204,991.10)	1,715.13 (1,248.36,2,223.68)	-0.03 (-0.05,-0.01)
<b>Indonesia</b>	13,122,441.18 (11,767,101.93,14,583,702.27)	5,011.96 (4,543.54,5,529.04)	-0.15 (-0.16,-0.13)	1,859.83 (1,194.45,2,533.28)	0.85 (0.57,1.12)	1.75 (1.67,1.83)	2,679,447.76 (1,931,243.82,3,574,158.65)	1,986.45 (1,429.21,2,632.45)	0.12 (0.11,0.13)



<b>Iran (Islamic Republic of)</b>	4,385,723.07 (3,943,339.59,4,870,046.87)	4,972.87 (4,496.52,5,487.11)	-0.19 (-0.2,-0.17)	632.46 (428.12,715.12)	0.88 (0.58,0.99)	1.38 (1.2,1.56)	726,734.77 (517,709.66,971,162.71)	2,007.12 (1,439.94,2,654.64)	0.13 (0.12,0.15)
<b>Iraq</b>	1,448,984.52 (1,300,863.20,1,621,204.01)	4,184.97 (3,789.59,4,624.40)	-0.05 (-0.05,-0.05)	184.05 (126.86,258.28)	0.60 (0.44,0.80)	1.05 (0.94,1.15)	156,135.25 (110,638.41,209,454.82)	1,539.78 (1,065.58,2,064.93)	0.25 (0.24,0.27)
<b>Ireland</b>	243,972.98 (222,137.61,267,640.19)	4,199.38 (3,814.55,4,623.53)	0.03 (0.02,0.04)	163.42 (101.82,198.74)	2.14 (1.35,2.59)	-0.53 (-0.85,-0.21)	83,130.12 (60,349.58,109,587.85)	2,272.76 (1,644.25,3,027.55)	0.07 (0.04,0.09)
<b>Israel</b>	400,027.89 (364,039.38,436,247.76)	4,131.57 (3,750.96,4,538.07)	0.02 (0.00,0.03)	139.93 (93.01,185.13)	1.16 (0.77,1.52)	0.51 (0.27,0.75)	101,721.06 (73,241.21,135,855.65)	2,164.19 (1,543.44,2,885.18)	0.02 (-0.01,0.06)
<b>Italy</b>	3,737,842.33 (3,404,338.38,4,128,349.23)	4,528.03 (4,107.37,4,986.47)	-0.02 (-0.04,-0.00)	1,884.30 (1,288.68,2,788.70)	1.18 (0.81,1.68)	-0.13 (-0.25,-0.01)	1,562,441.21 (1,117,023.85,2,068,127.77)	2,183.58 (1,562.32,2,888.93)	0.02 (0,0.03)
<b>Jamaica</b>	108,984.95 (98,503.26,120,695.07)	3,637.25 (3,289.51,4,028.68)	0.01 (0.01,0.02)	76.21 (51.68,117.96)	2.38 (1.56,3.58)	0.36 (-0.18,0.89)	29,473.71 (21,529.02,38,622.68)	1,617.44 (1,190.22,2,120.49)	0.18 (0.13,0.23)
<b>Japan</b>	8,039,387.24 (7,334,292.99,8,822,836.83)	4,397.99 (3,998.82,4,839.69)	-0.11 (-0.13,-0.1)	3,836.99 (2,165.31,4,564.60)	1.05 (0.71,1.36)	-1.61 (-1.77,-1.44)	3,725,704.97 (2,671,747.27,4,913,041.41)	2,349.89 (1,681.37,3,119.24)	-0.07 (-0.12,-0.02)
<b>Jordan</b>	421,432.99 (375,904.71,471,813.84)	4,233.60 (3,821.45,4,673.86)	0.01 (0.01,0.01)	66.89 (50.50,85.53)	0.79 (0.62,1.03)	-0.72 (-0.92,-0.53)	37,253.84 (26,857.81,49,290.58)	1,805.55 (1,302.52,2,378.70)	0.28 (0.27,0.28)
<b>Kazakhstan</b>	767,273.81 (695,374.70,850,838.71)	4,098.10 (3,727.11,4,527.88)	-0.02 (-0.03,-0.01)	77.65 (22.36,105.48)	0.52 (0.13,0.72)	5.25 (4.72,5.77)	194,856.23 (139,158.49,259,752.72)	1,412.54 (1,006.14,1,882.43)	0.12 (0.11,0.13)
<b>Kenya</b>	1,286,335.29 (1,155,071.03,1,431,990.71)	3,709.14 (3,366.58,4,095.20)	-0.00 (-0.01,0.00)	233.23 (152.73,307.06)	1.23 (0.68,1.62)	1.24 (1.11,1.38)	165,229.03 (118,080.74,219,265.71)	1,405.95 (1,004.74,1,869.93)	0.15 (0.14,0.16)
<b>Kiribati</b>	5,005.37 (4,492.07,5,558.97)	5,210.53 (4,731.13,5,726.11)	0.12 (0.1,0.13)	0.56 (0.28,0.78)	0.66 (0.32,0.90)	0.35 (0.23,0.47)	949.73 (681.21,1,255.17)	1,905.85 (1,383.20,2,495.17)	0.16 (0.15,0.17)
<b>Kuwait</b>	198,294.67 (175,620.48,224,430.62)	4,199.76 (3,807.33,4,636.39)	0.04 (0.04,0.05)	13.61 (6.44,18.87)	0.39 (0.19,0.53)	1.68 (0.29,3.09)	22,578.12 (16,035.27,29,681.36)	1,776.94 (1,287.43,2,335.99)	0.23 (0.17,0.29)
<b>Kyrgyzstan</b>	227,277.40 (204,503.64,252,010.12)	3,950.57 (3,571.38,4,365.22)	-0.04 (-0.04,-0.03)	75.12 (48.99,100.55)	1.77 (1.06,2.23)	0.98 (0.3,1.66)	46,754.06 (33,810.62,61,880.40)	1,385.92 (998.98,1,850.38)	0.09 (0.07,0.11)
<b>Lao People's Democratic Republic</b>	285,459.62 (256,679.29,318,324.37)	4,694.17 (4,248.57,5,181.59)	-0.01 (-0.02,-0.01)	38.89 (25.77,50.17)	0.74 (0.52,0.92)	0.56 (0.47,0.66)	49,147.06 (35,463.01,65,263.56)	1,862.42 (1,345.26,2,468.48)	0.2 (0.19,0.21)
<b>Latvia</b>	122,228.33 (111,073.31,135,783.48)	4,540.29 (4,106.52,5,017.42)	0.02 (0.02,0.02)	33.05 (20.89,47.72)	0.95 (0.62,1.37)	-1.14 (-1.74,-0.55)	46,146.14 (32,727.98,61,581.84)	1,531.08 (1,097.15,2,054.31)	0.21 (0.19,0.22)
<b>Lebanon</b>	211,465.93 (191,189.85,234,325.72)	3,969.81 (3,585.63,4,394.95)	0.02 (0.02,0.02)	45.75 (27.83,72.13)	0.89 (0.54,1.40)	1.59 (1.49,1.69)	37,295.80 (25,680.20,50,508.61)	1,625.61 (1,140.40,2,183.29)	0.44 (0.43,0.46)
<b>Lesotho</b>	56,381.68 (50,821.35,62,404.51)	3,342.09 (3,037.18,3,697.07)	-0.05 (-0.05,-0.05)	28.53 (17.38,40.08)	2.31 (1.38,3.23)	1.71 (1.57,1.84)	15,718.91 (11,364.63,20,875.04)	1,330.84 (966.34,1,748.68)	0.09 (0.08,0.11)

			0.04)						
<b>Liberia</b>	124,075.82 (111,085.62,138,696.55)	3,617.85 (3,276.47,3,993.91)	0.02 (0.02,0.03)	20.79 (11.97,30.42)	0.82 (0.49,1.13)	0.71 (0.55,0.87)	16,855.81 (12,164.60,22,374.19)	1,267.06 (884.09,1,712.75)	0.03 (0.01,0.05)
<b>Libya</b>	291,009.61 (260,279.75,327,251.93)	4,179.17 (3,787.53,4,627.79)	-0.02 (-0.02,-0.01)	52.89 (33.29,76.24)	0.90 (0.58,1.22)	2.41 (1.97,2.85)	42,778.04 (30,572.63,56,624.64)	1,719.03 (1,227.60,2,274.89)	0.23 (0.21,0.24)
<b>Lithuania</b>	176,465.08 (160,385.32,196,392.33)	4,503.49 (4,069.17,4,980.96)	-0.05 (-0.05,-0.05)	51.38 (32.55,72.96)	1.00 (0.66,1.45)	-0.76 (-1.37,-0.14)	60,956.25 (43,533.23,81,085.46)	1,495.74 (1,064.99,1,987.97)	0.08 (0.05,0.11)
<b>Luxembourg</b>	31,420.57 (28,506.83,34,524.84)	4,089.55 (3,702.15,4,492.86)	0.00 (-0.01,0.02)	9.88 (6.63,14.66)	0.90 (0.63,1.36)	-1.34 (-1.6,-1.07)	9,937.70 (7,130.09,13,249.59)	2,141.01 (1,537.75,2,848.10)	0.04 (0.03,0.05)
<b>Madagascar</b>	631,254.49 (564,789.18,708,661.40)	3,535.16 (3,199.20,3,935.15)	-0.12 (-0.13,-0.11)	98.27 (61.90,136.04)	0.96 (0.52,1.38)	0.07 (-0.07,0.21)	90,380.62 (64,190.34,119,581.65)	1,298.37 (927.47,1,734.84)	0.07 (0.07,0.08)
<b>Malawi</b>	407,938.11 (364,297.52,454,666.91)	3,505.11 (3,166.71,3,889.82)	-0.07 (-0.07,-0.06)	82.73 (47.75,124.49)	1.17 (0.61,1.78)	0.18 (0.02,0.34)	70,291.29 (50,790.24,92,738.76)	1,311.91 (934.71,1,751.53)	0.12 (0.11,0.13)
<b>Malaysia</b>	1,399,728.82 (1,258,703.22,1,553,379.96)	4,520.50 (4,076.17,4,994.57)	0.03 (0.01,0.05)	313.66 (231.65,423.99)	1.06 (0.79,1.48)	0.45 (0.35,0.54)	228,941.61 (164,419.92,301,489.34)	1,847.78 (1,342.85,2,426.18)	0.25 (0.24,0.26)
<b>Maldives</b>	21,337.28 (18,866.46,23,993.94)	4,418.65 (3,985.05,4,868.88)	-0.03 (-0.04,-0.02)	2.02 (1.48,2.53)	0.59 (0.42,0.73)	-1.24 (-1.41,-1.07)	2,284.13 (1,641.93,3,049.61)	1,801.72 (1,293.62,2,397.11)	0.22 (0.21,0.23)
<b>Mali</b>	459,158.38 (412,773.73,511,854.63)	3,399.34 (3,083.75,3,751.93)	0.14 (0.13,0.15)	75.60 (48.07,104.09)	0.75 (0.50,1.01)	0.46 (0.27,0.66)	61,476.10 (44,339.66,82,313.48)	1,220.48 (862.58,1,638.25)	0.26 (0.24,0.28)
<b>Malta</b>	24,326.82 (22,212.81,26,746.07)	4,231.22 (3,852.20,4,665.17)	0.04 (0.02,0.06)	9.45 (6.28,13.11)	0.97 (0.66,1.38)	-1.1 (-1.28,-0.91)	8,947.10 (6,431.39,11,879.56)	2,224.20 (1,599.68,2,952.75)	0.07 (0.05,0.09)
<b>Marshall Islands</b>	2,416.48 (2,172.21,2,690.62)	4,966.96 (4,501.87,5,468.73)	-0.02 (-0.03,-0.02)	0.54 (0.31,0.83)	1.37 (0.79,2.06)	1.11 (1.03,1.2)	469.53 (337.00,626.06)	1,815.10 (1,315.87,2,380.93)	0.08 (0.07,0.09)
<b>Mauritania</b>	106,338.43 (95,822.15,118,195.64)	3,648.50 (3,302.45,4,032.83)	0.04 (0.04,0.05)	19.34 (12.19,26.45)	0.85 (0.55,1.15)	0.12 (0.02,0.21)	17,260.42 (12,409.33,22,873.50)	1,400.13 (997.35,1,875.72)	0.23 (0.22,0.25)
<b>Mauritius</b>	70,804.45 (64,072.82,78,364.11)	4,477.54 (4,039.32,4,934.37)	0.04 (0.03,0.04)	17.73 (7.60,25.24)	1.19 (0.50,1.70)	3.31 (2.81,3.8)	16,699.77 (11,916.08,22,207.63)	1,867.30 (1,361.80,2,435.77)	0.21 (0.18,0.24)
<b>Mexico</b>	4,802,408.03 (4,343,671.59,5,353,502.65)	3,759.49 (3,408.83,4,170.75)	0.05 (0.03,0.07)	3,311.77 (2,201.23,4,789.94)	2.85 (1.88,4.08)	-0.3 (-0.69,0.08)	1,150,760.27 (831,326.91,1,494,802.48)	2,005.40 (1,458.96,2,630.04)	0.14 (0.09,0.18)
<b>Micronesia (Federated States of)</b>	4,583.94 (4,139.10,5,069.64)	5,069.65 (4,586.06,5,584.60)	0.02 (0.01,0.02)	1.02 (0.57,1.47)	1.33 (0.79,1.83)	1 (0.95,1.04)	1,205.10 (872.78,1,609.25)	1,881.62 (1,355.87,2,476.14)	0.13 (0.12,0.14)
<b>Monaco</b>	2,120.10 (1,928.49,2,334.29)	4,054.12 (3,667.78,4,468.54)	-0.00 (-0.02,0.02)	0.46 (0.33,0.59)	0.45 (0.32,0.57)	0.4 (0.32,0.47)	962.30 (685.86,1,285.07)	2,108.61 (1,506.33,2,798.39)	-0.04 (-0.04,-0.03)
<b>Mongolia</b>	123,849.86	3,938.95	-0.08	22.76	0.94	0.33	18,805.52	1,333.46	0.03

	(110,823.25,138,413.17)	(3,556.95,4,357.41)	(-0.09,-0.06)	(16.23,31.03)	(0.68,1.22)	(0.2,0.47)	(13,435.31,25,174.13)	(951.98,1,768.97)	(0,0.06)
<b>Montenegro</b>	37,499.02 (33,844.77,41,758.14)	4,824.43 (4,331.61,5,382.34)	-0.03 (-0.04,-0.02)	3.94 (3.15,4.86)	0.45 (0.36,0.55)	0.93 (0.59,1.26)	9,696.34 (6,898.33,13,033.90)	1,533.95 (1,094.90,2,035.73)	0.06 (0.05,0.07)
<b>Morocco</b>	1,573,383.65 (1,417,466.20,1,745,808.28)	4,348.26 (3,935.23,4,808.89)	0.07 (0.06,0.07)	248.36 (152.56,350.24)	0.85 (0.50,1.22)	2.04 (1.81,2.28)	292,889.83 (210,553.60,387,623.47)	1,762.26 (1,274.53,2,333.41)	0.34 (0.33,0.34)
<b>Mozambique</b>	641,446.41 (574,103.86,715,532.47)	3,622.50 (3,273.97,4,013.97)	0.04 (0.04,0.05)	140.09 (84.79,217.38)	1.35 (0.74,2.12)	0.8 (0.7,0.9)	93,635.55 (66,873.34,125,181.80)	1,256.01 (884.46,1,675.85)	0.26 (0.24,0.28)
<b>Myanmar</b>	2,354,710.40 (2,121,629.65,2,611,839.10)	4,424.52 (4,010.10,4,892.62)	0.08 (0.07,0.09)	380.14 (266.62,492.71)	0.79 (0.57,1.01)	0.67 (0.58,0.76)	494,500.78 (352,338.81,660,041.03)	1,767.92 (1,268.63,2,342.35)	0.28 (0.27,0.3)
<b>Namibia</b>	65,452.71 (59,093.99,72,664.57)	3,496.50 (3,172.91,3,869.44)	0.02 (0.02,0.03)	25.48 (16.19,34.82)	1.84 (1.15,2.44)	0.5 (0.29,0.7)	11,712.86 (8,342.49,15,631.10)	1,400.00 (1,009.61,1,866.48)	0.27 (0.25,0.28)
<b>Nauru</b>	399.10 (357.36,446.14)	5,137.15 (4,678.81,5,673.85)	0.05 (0.04,0.05)	0.09 (0.05,0.14)	1.47 (0.87,2.10)	0.98 (0.9,1.07)	122.01 (87.18,162.12)	1,920.58 (1,388.76,2,526.63)	0.15 (0.14,0.16)
<b>Nepal</b>	1,060,410.34 (950,775.07,1,176,889.47)	3,964.14 (3,570.78,4,371.89)	0.00 (-0.01,0.01)	434.26 (295.43,622.87)	2.46 (1.70,3.53)	1.3 (1.2,1.41)	224,156.75 (161,987.08,293,897.08)	1,913.90 (1,381.40,2,491.20)	0.39 (0.38,0.4)
<b>Netherlands</b>	852,981.71 (775,298.82,938,756.24)	3,834.32 (3,479.67,4,213.39)	0.00 (-0.01,0.01)	688.67 (517.22,1,062.37)	1.93 (1.48,3.01)	-1.15 (-1.43,-0.88)	357,888.41 (256,723.89,471,516.77)	2,000.59 (1,435.40,2,655.45)	-0.05 (-0.07,-0.03)
<b>New Zealand</b>	229,247.65 (207,708.89,252,791.08)	4,092.81 (3,690.06,4,523.51)	-0.09 (-0.11,-0.07)	190.58 (136.58,274.24)	2.35 (1.70,3.36)	-0.23 (-0.4,-0.06)	67,192.80 (48,047.62,89,841.98)	1,761.85 (1,249.41,2,359.94)	-0.1 (-0.13,-0.07)
<b>Nicaragua</b>	219,917.78 (196,480.03,245,752.92)	3,754.20 (3,387.17,4,167.64)	-0.04 (-0.05,-0.04)	101.28 (77.71,132.58)	2.20 (1.77,2.96)	0.82 (0.53,1.11)	38,476.82 (27,238.64,51,185.82)	1,795.86 (1,285.70,2,389.26)	0.3 (0.27,0.33)
<b>Niger</b>	477,554.05 (425,573.16,535,040.03)	3,609.95 (3,279.20,3,996.37)	0.03 (0.03,0.03)	59.24 (36.96,82.83)	0.67 (0.42,0.92)	0.58 (0.46,0.7)	54,664.58 (39,335.91,72,744.86)	1,290.78 (920.74,1,732.85)	0.17 (0.16,0.17)
<b>Nigeria</b>	5,969,665.82 (5,338,264.41,6,640,243.25)	4,148.28 (3,767.87,4,561.38)	0.05 (0.04,0.05)	838.27 (516.78,1,276.25)	0.84 (0.55,1.17)	1.47 (1.37,1.56)	866,542.72 (624,970.72,1,148,571.88)	1,561.31 (1,115.78,2,072.69)	0.23 (0.22,0.24)
<b>Niue</b>	98.22 (89.20,108.27)	5,130.60 (4,661.55,5,645.29)	0.01 (0.01,0.02)	0.02 (0.01,0.03)	1.09 (0.64,1.56)	0.65 (0.55,0.75)	38.98 (28.33,51.40)	1,922.40 (1,401.70,2,530.04)	0.1 (0.09,0.11)
<b>North Macedonia</b>	124,425.58 (112,477.62,138,919.68)	4,575.60 (4,118.86,5,092.43)	-0.02 (-0.03,-0.01)	12.53 (9.51,17.54)	0.47 (0.36,0.62)	-0.14 (-0.45,0.17)	28,318.99 (19,974.01,37,837.08)	1,434.47 (1,027.32,1,916.84)	0.08 (0.07,0.09)
<b>Northern Mariana Islands</b>	2,622.60 (2,353.89,2,922.82)	5,036.53 (4,585.95,5,543.63)	0.01 (0.00,0.03)	0.35 (0.27,0.46)	0.82 (0.65,1.06)	0.16 (0.06,0.27)	678.50 (477.71,910.39)	1,877.73 (1,354.86,2,473.88)	0.11 (0.08,0.13)
<b>Norway</b>	281,167.97 (256,929.20,309,861.62)	4,196.64 (3,812.33,4,615.58)	-0.11 (-0.13,-0.09)	190.06 (133.89,277.32)	1.79 (1.30,2.64)	-1.24 (-1.37,-1.11)	104,440.20 (74,825.35,139,744.92)	1,878.97 (1,333.23,2,518.90)	-0.21 (-0.24,-0.17)
<b>Oman</b>	177,666.15	4,194.46	0.04	11.61	0.75	-0.27	19,334.04	1,726.34	0.42



	(154,726.06,204,786.04)	(3,784.72,4,642.70)	(0.03,0.04)	(9.63,15.37)	(0.52,0.90)	(-1.04,0.51)	(13,675.39,25,735.27)	(1,239.57,2,271.08)	(0.4,0.45)
<b>Pakistan</b>	5,460,705.58 (4,857,093.01,6,134,027.33)	3,408.27 (3,069.81,3,810.02)	0.11 (0.1,0.12)	2,316.48 (1,874.47,2,877.80)	2.77 (2.26,3.45)	1.04 (0.93,1.15)	1,037,219.47 (750,014.99,1,361,119.32)	1,596.97 (1,159.07,2,085.93)	0.37 (0.36,0.39)
<b>Palau</b>	1,115.51 (1,006.18,1,237.51)	5,094.77 (4,619.14,5,606.13)	0.00 (-0.00,0.01)	0.08 (0.06,0.10)	0.45 (0.31,0.58)	0.4 (0.34,0.46)	233.27 (166.79,311.11)	1,853.60 (1,347.66,2,454.68)	0.08 (0.07,0.09)
<b>Palestine</b>	156,209.83 (139,555.04,174,829.61)	4,155.87 (3,760.81,4,602.55)	-0.05 (-0.06,-0.05)	17.47 (8.57,22.87)	0.66 (0.31,0.87)	1.48 (1.29,1.67)	17,608.07 (12,450.58,23,596.39)	1,514.28 (1,046.74,2,042.27)	0.05 (0.04,0.06)
<b>Panama</b>	155,105.69 (139,967.54,171,991.84)	3,690.44 (3,330.95,4,090.25)	0.05 (0.05,0.05)	52.95 (35.81,87.33)	1.24 (0.84,2.05)	-0.1 (-0.37,0.17)	34,013.54 (24,459.92,44,583.81)	1,891.27 (1,370.01,2,485.32)	0.2 (0.2,0.21)
<b>Papua New Guinea</b>	377,653.14 (337,778.74,422,501.39)	5,036.60 (4,569.34,5,564.52)	0.03 (0.02,0.04)	38.54 (22.65,54.45)	0.61 (0.37,0.88)	0.85 (0.76,0.95)	47,894.51 (33,828.34,63,904.44)	1,766.59 (1,278.01,2,339.75)	0.11 (0.1,0.12)
<b>Paraguay</b>	260,256.55 (233,835.32,289,726.18)	3,959.51 (3,573.44,4,378.28)	0.07 (0.06,0.08)	139.88 (51.38,197.62)	2.29 (0.84,3.23)	5.76 (5.25,6.27)	51,140.61 (36,711.15,67,117.12)	1,908.78 (1,398.01,2,494.84)	0.29 (0.27,0.3)
<b>Peru</b>	1,178,650.07 (1,064,033.23,1,306,703.97)	3,466.64 (3,129.09,3,824.50)	0.10 (0.09,0.10)	270.61 (164.25,364.33)	0.81 (0.49,1.09)	-0.22 (-1.3,0.87)	234,644.25 (168,027.73,308,631.62)	1,611.14 (1,153.18,2,136.00)	0.27 (0.24,0.29)
<b>Philippines</b>	5,323,237.77 (4,794,736.11,5,915,698.77)	5,392.67 (4,879.88,5,941.04)	-0.11 (-0.13,-0.1)	841.32 (465.56,1,492.46)	0.97 (0.54,1.71)	1.35 (1.11,1.6)	924,435.97 (662,061.30,1,229,139.70)	2,075.88 (1,484.69,2,752.64)	-0.03 (-0.05,-0.02)
<b>Poland</b>	2,589,186.40 (2,348,876.96,2,878,564.92)	5,078.95 (4,580.31,5,657.96)	-0.08 (-0.08,-0.07)	617.08 (469.68,1,020.31)	0.94 (0.71,1.54)	-2 (-2.17,-1.83)	681,971.40 (490,155.10,904,413.90)	1,629.45 (1,167.38,2,168.85)	-0.02 (-0.07,0.02)
<b>Portugal</b>	604,127.77 (551,738.40,661,955.32)	4,202.83 (3,813.05,4,625.18)	0.03 (0.01,0.05)	258.22 (198.69,471.18)	1.05 (0.82,1.77)	-0.6 (-0.99,-0.21)	256,681.22 (184,616.13,340,506.78)	2,255.82 (1,627.95,2,973.92)	0.16 (0.14,0.19)
<b>Puerto Rico</b>	172,078.63 (157,017.94,189,636.63)	3,604.17 (3,271.90,3,981.33)	0.02 (0.01,0.02)	89.42 (57.09,128.16)	1.38 (0.84,1.91)	-0.06 (-0.28,0.16)	53,834.07 (38,646.14,70,870.90)	1,592.95 (1,146.11,2,098.31)	0.23 (0.21,0.25)
<b>Qatar</b>	127,537.19 (111,089.72,146,400.78)	4,312.61 (3,886.39,4,756.93)	0.02 (0.01,0.03)	3.86 (2.85,5.15)	0.41 (0.30,0.52)	0.01 (-1,1.03)	5,759.06 (4,026.07,7,623.79)	1,730.30 (1,254.74,2,282.99)	0.29 (0.28,0.3)
<b>Republic of Korea</b>	2,843,205.72 (2,588,805.71,3,132,472.76)	3,918.52 (3,556.57,4,294.92)	-0.06 (-0.07,-0.06)	1,255.66 (792.82,1,518.78)	1.56 (0.97,1.90)	-1.06 (-1.36,-0.77)	855,635.73 (603,128.35,1,143,300.47)	2,246.44 (1,585.66,3,014.79)	0.17 (0.14,0.2)
<b>Republic of Moldova</b>	214,707.64 (194,548.84,238,596.25)	4,465.47 (4,032.53,4,961.84)	-0.04 (-0.05,-0.03)	25.51 (15.67,32.23)	0.49 (0.29,0.61)	1.44 (0.73,2.15)	63,328.28 (44,972.20,84,379.96)	1,462.81 (1,044.21,1,954.25)	0.12 (0.11,0.13)
<b>Romania</b>	1,274,115.22 (1,150,268.83,1,418,620.66)	4,943.33 (4,453.38,5,508.96)	-0.11 (-0.12,-0.11)	117.98 (61.98,153.51)	0.32 (0.18,0.42)	0.95 (0.63,1.26)	409,978.34 (292,176.22,549,033.55)	1,579.18 (1,122.03,2,113.49)	0.01 (0,0.01)
<b>Russian Federation</b>	9,410,821.48 (8,562,553.37,10,395,294.55)	4,923.15 (4,480.27,5,418.59)	-0.05 (-0.05,-0.04)	2,084.90 (1,310.79,2,708.28)	0.97 (0.62,1.27)	0.32 (-0.49,1.14)	2,837,264.51 (1,989,456.63,3,865,511.93)	1,674.69 (1,177.72,2,284.52)	0.04 (0.01,0.07)
<b>Rwanda</b>	329,650.44	3,636.47	-0.06	59.44	1.11	-0.46	52,520.56	1,212.06	-0.18

	(296,054.63,366,919.76)	(3,301.58,4,019.44)	(-0.07,-0.04)	(34.02,91.34)	(0.57,1.69)	(-0.66,-0.26)	(37,370.22,69,826.73)	(837.38,1,654.70)	(-0.21,-0.14)
<b>Saint Kitts and Nevis</b>	2,476.43 (2,234.01,2,756.33)	3,591.88 (3,246.25,3,969.71)	-0.01 (-0.02,-0.01)	1.34 (0.77,2.11)	2.43 (1.40,3.77)	-0.78 (-0.99,-0.57)	544.39 (397.88,709.86)	1,584.02 (1,161.91,2,076.39)	0.12 (0.11,0.13)
<b>Saint Lucia</b>	7,491.70 (6,776.56,8,317.79)	3,633.53 (3,285.20,4,017.01)	-0.05 (-0.05,-0.05)	4.62 (3.22,6.66)	2.34 (1.62,3.36)	-0.47 (-0.61,-0.33)	1,573.39 (1,143.44,2,047.43)	1,581.70 (1,148.87,2,079.27)	0.13 (0.11,0.14)
<b>Saint Vincent and the Grenadines</b>	4,544.92 (4,107.89,5,020.98)	3,556.31 (3,224.00,3,924.97)	-0.00 (-0.00,0.00)	2.38 (1.54,3.51)	2.04 (1.31,2.98)	0.56 (0.3,0.81)	1,205.74 (868.06,1,583.78)	1,529.50 (1,105.89,2,010.70)	0.16 (0.15,0.18)
<b>Samoa</b>	9,361.56 (8,449.58,10,301.28)	5,236.72 (4,751.97,5,751.63)	-0.08 (-0.09,-0.07)	1.62 (0.95,2.34)	1.00 (0.59,1.39)	0.62 (0.56,0.69)	2,225.64 (1,593.65,2,930.28)	1,927.81 (1,393.87,2,548.36)	-0.03 (-0.04,-0.03)
<b>San Marino</b>	1,703.47 (1,554.47,1,875.19)	4,054.04 (3,682.31,4,470.15)	0.01 (-0.00,0.02)	0.48 (0.32,0.69)	0.65 (0.42,0.95)	0.34 (0.25,0.42)	585.95 (419.59,776.78)	2,099.89 (1,506.51,2,802.56)	0.01 (0,0.02)
<b>Sao Tome and Principe</b>	5,392.06 (4,840.72,6,003.40)	3,429.74 (3,119.57,3,778.25)	0.07 (0.06,0.07)	1.15 (0.71,1.52)	0.95 (0.60,1.25)	1.79 (1.6,1.98)	942.18 (673.30,1,252.25)	1,292.34 (921.17,1,728.07)	0.22 (0.2,0.23)
<b>Saudi Arabia</b>	1,539,218.03 (1,363,174.76,1,741,810.04)	4,275.12 (3,871.05,4,724.08)	0.05 (0.05,0.05)	224.66 (139.23,330.15)	0.78 (0.58,1.04)	1.12 (0.97,1.26)	157,284.76 (112,781.57,211,307.63)	1,742.02 (1,253.83,2,300.40)	0.47 (0.46,0.49)
<b>Senegal</b>	371,653.68 (334,012.04,413,732.55)	3,451.50 (3,138.11,3,807.95)	0.00 (-0.00,0.01)	67.03 (43.13,88.74)	0.82 (0.54,1.06)	0.75 (0.33,1.18)	55,419.04 (39,821.43,73,850.28)	1,284.76 (917.31,1,716.63)	0.16 (0.14,0.17)
<b>Serbia</b>	552,781.11 (499,947.48,613,941.39)	4,883.97 (4,390.83,5,438.93)	0.00 (-0.01,0.02)	153.33 (116.23,202.84)	1.10 (0.83,1.43)	0.95 (0.52,1.39)	163,553.41 (116,666.22,219,409.85)	1,570.03 (1,118.63,2,100.69)	0.12 (0.11,0.13)
<b>Seychelles</b>	5,205.67 (4,695.30,5,764.34)	4,518.05 (4,089.91,4,986.76)	-0.06 (-0.06,-0.06)	0.41 (0.28,0.49)	0.40 (0.26,0.48)	1.34 (1.14,1.53)	1,122.87 (807.54,1,498.19)	1,850.81 (1,334.88,2,441.40)	0.06 (0.04,0.08)
<b>Sierra Leone</b>	205,398.05 (183,911.92,229,500.77)	3,617.90 (3,273.74,4,001.97)	-0.05 (-0.06,-0.05)	33.74 (19.49,48.72)	0.77 (0.47,1.09)	1.06 (0.9,1.21)	31,597.49 (22,682.91,42,043.49)	1,282.33 (911.19,1,733.62)	-0.01 (-0.02,0)
<b>Singapore</b>	259,832.08 (236,029.67,287,156.01)	3,533.38 (3,211.38,3,869.57)	-0.06 (-0.09,-0.03)	40.77 (30.26,82.30)	0.56 (0.42,1.11)	-3.06 (-3.39,-2.74)	58,330.96 (42,124.66,78,364.07)	2,011.22 (1,433.24,2,688.26)	0.1 (0.08,0.11)
<b>Slovakia</b>	342,954.45 (310,147.30,384,649.49)	4,842.63 (4,370.44,5,408.01)	-0.05 (-0.06,-0.05)	46.11 (28.92,61.06)	0.54 (0.34,0.71)	2.18 (1.85,2.51)	85,372.50 (60,685.80,114,004.06)	1,540.60 (1,099.14,2,048.98)	0.07 (0.06,0.08)
<b>Slovenia</b>	135,304.11 (122,472.79,149,927.47)	4,734.44 (4,247.12,5,256.53)	-0.05 (-0.06,-0.04)	50.61 (26.56,70.65)	1.19 (0.65,1.65)	-0.9 (-1.21,-0.59)	34,031.71 (24,359.35,45,325.31)	1,521.17 (1,081.22,2,032.94)	0.05 (0.04,0.07)
<b>Solomon Islands</b>	24,438.20 (21,868.70,27,273.16)	5,044.29 (4,571.92,5,567.67)	0.06 (0.06,0.07)	5.32 (3.10,7.82)	1.20 (0.76,1.59)	1.24 (1.07,1.41)	3,571.19 (2,553.41,4,750.45)	1,797.53 (1,299.20,2,363.31)	0.18 (0.17,0.19)
<b>Somalia</b>	423,711.96	3,575.59	0.05	69.07	1.08	-0.07	47,784.38	1,209.76	0.05

	(376,513.65,476,678.38)	(3,230.27,3,959.84)	(0.04,0.05)	(40.17,113.52)	(0.54,1.78)	(-0.16,0.02)	(34,068.09,63,341.40)	(849.24,1,630.78)	(0.04,0.07)
<b>South Africa</b>	1,784,024.34 (1,624,557.18,1,971,336.06)	3,398.51 (3,103.76,3,742.43)	-0.15 (-0.16,-0.14)	914.81 (792.79,1,207.24)	2.09 (1.81,2.75)	-0.35 (-0.76,0.06)	379,424.82 (277,479.91,497,528.87)	1,425.12 (1,038.88,1,878.95)	-0.01 (-0.04,0.03)
<b>South Sudan</b>	215,330.53 (192,942.38,240,850.47)	3,595.29 (3,256.39,3,985.30)	0.04 (0.03,0.05)	31.80 (17.00,53.47)	0.92 (0.48,1.49)	-0.19 (-0.31,-0.07)	41,062.10 (29,267.59,54,627.86)	1,227.03 (861.58,1,656.24)	0.07 (0.05,0.09)
<b>Spain</b>	2,566,284.82 (2,321,945.77,2,859,885.95)	4,128.88 (3,728.73,4,564.05)	-0.33 (-0.39,-0.28)	1,374.42 (1,019.24,2,156.93)	1.20 (0.92,1.94)	-4.03 (-4.35,-3.71)	895,031.95 (645,300.31,1,177,684.49)	1,831.22 (1,297.97,2,442.09)	-0.2 (-0.28,-0.12)
<b>Sri Lanka</b>	1,081,946.86 (979,417.69,1,193,581.16)	4,438.76 (4,018.07,4,886.70)	0.07 (0.06,0.08)	75.24 (49.46,100.44)	0.33 (0.22,0.44)	0.19 (-0.23,0.61)	241,344.03 (170,402.12,322,666.22)	1,760.07 (1,250.71,2,355.64)	0.14 (0.13,0.15)
<b>Sudan</b>	1,233,421.74 (1,099,640.13,1,380,259.62)	4,120.64 (3,725.10,4,577.02)	0.02 (0.02,0.02)	170.71 (103.16,248.13)	0.74 (0.45,1.03)	1.68 (1.63,1.72)	191,312.84 (136,000.05,254,272.06)	1,628.91 (1,149.10,2,149.50)	0.3 (0.3,0.31)
<b>Suriname</b>	22,155.41 (20,010.61,24,535.52)	3,618.95 (3,282.06,4,008.70)	0.06 (0.05,0.06)	13.66 (10.59,17.78)	2.41 (1.87,3.12)	0.47 (0.05,0.89)	4,632.43 (3,325.62,6,172.64)	1,564.72 (1,147.37,2,044.56)	0.23 (0.2,0.26)
<b>Sweden</b>	545,216.62 (496,846.95,598,925.86)	4,181.78 (3,795.09,4,595.86)	0.00 (-0.02,0.03)	366.81 (242.05,484.50)	1.54 (1.05,2.07)	-0.21 (-0.46,0.05)	222,050.43 (161,097.69,292,146.76)	2,035.89 (1,472.32,2,692.11)	0.04 (0.02,0.06)
<b>Switzerland</b>	477,522.91 (436,762.08,524,286.83)	4,236.50 (3,843.77,4,648.97)	-0.29 (-0.31,-0.27)	322.41 (171.16,401.16)	1.55 (0.89,1.88)	-0.84 (-1.12,-0.55)	216,748.19 (158,146.75,281,358.37)	2,256.56 (1,627.63,2,974.48)	-0.42 (-0.51,-0.34)
<b>Syrian Arab Republic</b>	596,532.85 (535,103.40,662,530.82)	4,184.19 (3,773.95,4,610.85)	-0.06 (-0.06,-0.06)	37.97 (26.78,52.86)	0.32 (0.23,0.43)	0.67 (0.38,0.96)	122,738.75 (87,658.43,163,941.33)	1,548.62 (1,075.72,2,074.37)	-0.15 (-0.19,-0.12)
<b>Taiwan (Province of China)</b>	1,559,349.98 (1,426,350.21,1,717,178.77)	4,795.86 (4,387.25,5,254.15)	-0.38 (-0.43,-0.33)	495.54 (269.50,681.97)	1.36 (0.75,1.87)	0.69 (0.02,1.36)	395,275.12 (283,524.90,522,955.76)	1,946.61 (1,408.28,2,595.86)	-0.14 (-0.2,-0.09)
<b>Tajikistan</b>	293,477.68 (262,974.14,329,943.06)	3,853.10 (3,489.26,4,302.37)	-0.08 (-0.09,-0.07)	49.60 (37.73,63.12)	1.02 (0.76,1.28)	1.53 (1.19,1.87)	46,088.76 (32,809.06,61,013.07)	1,290.75 (908.29,1,718.62)	-0.02 (-0.03,-0.02)
<b>Thailand</b>	4,046,627.86 (3,656,777.48,4,474,851.10)	4,437.94 (4,007.05,4,904.42)	0.12 (0.11,0.13)	1,464.91 (1,008.51,1,991.15)	1.64 (1.13,2.23)	0.99 (0.69,1.28)	916,180.43 (666,350.13,1,204,149.22)	2,028.86 (1,467.65,2,658.44)	0.25 (0.23,0.26)
<b>Timor-Leste</b>	45,826.55 (41,158.68,50,862.54)	4,473.11 (4,026.39,4,939.93)	-0.12 (-0.12,-0.11)	6.16 (3.61,8.09)	0.67 (0.43,0.85)	1.76 (1.49,2.03)	8,135.02 (5,728.73,10,973.20)	1,654.88 (1,163.59,2,219.59)	0.03 (0,0.05)
<b>Togo</b>	206,939.94 (185,305.06,230,664.86)	3,603.42 (3,271.53,3,983.54)	0.03 (0.02,0.03)	37.18 (22.14,50.50)	0.90 (0.55,1.20)	1.02 (0.84,1.2)	26,020.62 (18,588.71,34,551.46)	1,350.37 (964.59,1,804.60)	0.19 (0.18,0.2)
<b>Tokelau</b>	68.23 (61.92,75.32)	5,108.83 (4,626.42,5,637.82)	-0.02 (-0.03,-0.00)	0.01 (0.01,0.02)	1.02 (0.58,1.46)	0.57 (0.52,0.63)	24.21 (17.46,31.97)	1,881.67 (1,368.13,2,479.24)	0.11 (0.09,0.13)
<b>Tonga</b>	4,597.76 (4,158.48,5,069.29)	5,189.91 (4,703.15,5,720.32)	0.00 (-0.0,0.01)	1.63 (1.18,2.18)	1.90 (1.39,2.54)	0.64 (0.43,0.85)	1,330.81 (958.03,1,754.89)	1,976.43 (1,433.92,2,586.83)	0.1 (0.08,0.11)

<b>Trinidad and Tobago</b>	59,926.42 (54,214.01,66,317.20)	3,598.79 (3,253.83,3,964.09)	-0.01 (-0.01,- 0.01)	39.41 (27.45,66.35)	2.40 (1.67,3.98)	-0.22 (-0.49,0.06)	15,671.40 (11,500.56,20,385.19)	1,623.29 (1,182.79,2,117.78)	0.16 (0.14,0.19)
<b>Tunisia</b>	532,251.70 (480,470.70,590,134.61)	4,133.79 (3,733.55,4,575.87)	0.03 (0.02,0.03)	76.83 (48.62,105.30)	0.66 (0.41,0.90)	1.84 (1.72,1.97)	100,176.24 (71,828.93,133,215.54)	1,745.00 (1,258.11,2,306.24)	0.33 (0.32,0.33)
<b>Turkey</b>	4,197,375.96 (3,802,078.38,4,652,664.86)	4,578.67 (4,162.60,5,043.86)	-0.22 (-0.23,- 0.20)	964.84 (752.28,1,243.25)	1.14 (0.89,1.48)	-0.82 (-1.21,-0.43)	918,238.86 (654,913.76,1,207,383.11)	1,937.77 (1,402.09,2,564.87)	-0.04 (-0.05,- 0.03)
<b>Turkmenistan</b>	186,207.45 (167,124.83,207,845.55)	3,934.07 (3,556.20,4,370.72)	-0.04 (-0.05,- 0.03)	9.71 (5.20,13.15)	0.26 (0.13,0.36)	2.26 (1.93,2.59)	32,816.61 (23,459.56,43,756.41)	1,337.91 (944.52,1,801.26)	0.1 (0.08,0.11)
<b>Tuvalu</b>	570.95 (516.78,629.15)	5,103.08 (4,628.23,5,619.30)	-0.03 (-0.03,- 0.02)	0.11 (0.06,0.15)	1.06 (0.64,1.44)	0.29 (0.27,0.32)	144.96 (105.26,192.49)	1,875.79 (1,361.82,2,481.35)	0.07 (0.06,0.08)
<b>Uganda</b>	854,184.70 (761,086.05,954,687.55)	3,562.40 (3,223.35,3,952.81)	0.03 (0.02,0.03)	149.82 (90.05,221.26)	1.09 (0.58,1.62)	0.53 (0.43,0.62)	108,251.67 (76,557.92,143,990.63)	1,286.32 (904.15,1,722.82)	0.32 (0.3,0.34)
<b>Ukraine</b>	2,941,004.19 (2,658,743.73,3,256,849.03)	4,949.79 (4,472.19,5,453.97)	-0.02 (-0.02,- 0.02)	275.05 (98.18,392.21)	0.39 (0.15,0.55)	3.86 (3.18,4.56)	977,738.72 (695,529.13,1,304,325.38)	1,593.42 (1,131.56,2,135.20)	0.1 (0.07,0.13)
<b>United Arab Emirates</b>	459,887.35 (396,324.81,534,869.43)	4,157.53 (3,750.29,4,592.45)	0.02 (0.01,0.03)	64.78 (39.23,101.97)	1.03 (0.60,1.46)	1.35 (0.87,1.83)	22,229.37 (15,778.50,29,480.86)	1,712.57 (1,240.76,2,269.38)	0.32 (0.31,0.33)
<b>United Kingdom</b>	3,912,763.88 (3,576,459.92,4,297,072.50)	4,652.87 (4,223.97,5,105.63)	-0.06 (-0.12,0.01)	3,426.67 (2,148.87,4,225.43)	2.47 (1.62,3.14)	-0.11 (-0.32,0.11)	1,683,501.72 (1,213,226.23,2,218,742.58)	2,313.74 (1,670.86,3,049.95)	-0.12 (-0.22,- 0.02)
<b>United Republic of Tanzania</b>	1,298,024.87 (1,163,366.90,1,446,956.09)	3,512.65 (3,189.91,3,885.27)	-0.01 (-0.02,- 0.00)	270.40 (151.84,429.26)	1.15 (0.59,1.84)	0.23 (0.14,0.31)	188,412.58 (135,494.48,249,850.88)	1,324.20 (945.95,1,761.01)	0.19 (0.17,0.2)
<b>United States of America</b>	21,943,777.86 (20,302,421.38,23,735,440.76)	5,471.08 (5,043.73,5,965.44)	-0.01 (-0.06,0.04)	10,850.65 (8,158.32,16,744.80)	1.99 (1.52,3.11)	-0.06 (-0.27,0.16)	8,883,958.56 (6,455,297.71,11,714,708.56)	3,330.59 (2,425.68,4,345.44)	0.2 (0.16,0.25)
<b>United States Virgin Islands</b>	4,927.25 (4,459.96,5,442.87)	3,625.33 (3,278.67,4,006.58)	0.03 (0.02,0.03)	3.54 (2.65,4.46)	2.65 (1.96,3.36)	0.44 (0.24,0.65)	1,539.81 (1,111.73,2,028.63)	1,628.68 (1,182.70,2,154.43)	0.21 (0.2,0.22)
<b>Uruguay</b>	146,554.72 (133,642.84,160,499.07)	3,591.05 (3,255.96,3,948.64)	0.16 (0.14,0.19)	57.55 (44.28,103.86)	1.02 (0.81,1.85)	-3.13 (-4.05,-2.2)	69,285.37 (49,487.04,91,821.10)	2,211.14 (1,586.59,2,926.77)	0.31 (0.27,0.35)
<b>Uzbekistan</b>	1,169,626.12 (1,052,025.42,1,310,050.69)	3,945.02 (3,581.78,4,380.18)	0.02 (0.02,0.02)	245.99 (178.31,373.87)	1.14 (0.86,1.84)	-0.02 (-0.55,0.5)	192,037.54 (137,864.23,254,390.24)	1,389.14 (994.47,1,842.67)	0.13 (0.1,0.16)
<b>Vanuatu</b>	12,523.17 (11,277.93,13,868.64)	5,390.74 (4,877.71,5,925.04)	0.08 (0.07,0.08)	1.92 (1.13,2.68)	0.93 (0.58,1.29)	1.37 (1.17,1.56)	1,817.91 (1,296.34,2,420.58)	1,936.89 (1,401.25,2,544.65)	0.16 (0.15,0.18)
<b>Venezuela (Bolivarian Republic of)</b>	1,085,522.23 (976,341.89,1,199,080.89)	3,638.76 (3,275.96,4,005.98)	-0.06 (-0.07,- 0.05)	702.45 (473.51,1,126.48)	2.44 (1.64,3.93)	-0.21 (-1.13,0.72)	255,498.67 (185,954.55,335,235.47)	1,877.59 (1,371.69,2,458.39)	0.1 (0.07,0.13)

<b>Viet Nam</b>	4,860,150.23 (4,371,665.20,5,400,775.91)	4,684.22 (4,227.63,5,178.63)	0.12 (0.12,0.13)	768.49 (528.95,1,030.58)	0.85 (0.59,1.13)	1.58 (1.53,1.63)	839,557.18 (602,464.05,1,115,173.92)	1,853.75 (1,334.36,2,458.15)	0.32 (0.3,0.34)
<b>Yemen</b>	926,722.39 (826,793.66,1,038,865.58)	4,146.78 (3,739.91,4,585.79)	-0.09 (-0.09,-0.08)	102.90 (67.99,143.63)	0.66 (0.43,0.93)	1.7 (1.59,1.82)	114,756.69 (82,099.58,153,483.15)	1,593.17 (1,127.74,2,096.24)	0.14 (0.13,0.15)
<b>Zambia</b>	396,319.31 (352,550.22,442,982.38)	3,467.01 (3,136.20,3,848.21)	0.23 (0.22,0.24)	93.23 (59.90,124.16)	1.40 (0.84,1.87)	0.35 (0.25,0.46)	49,991.77 (35,958.66,66,030.09)	1,331.82 (960.87,1,770.08)	0.45 (0.44,0.47)
<b>Zimbabwe</b>	378,520.94 (337,805.73,422,342.83)	3,627.63 (3,284.65,4,033.58)	0.12 (0.1,0.13)	79.50 (49.98,123.36)	1.03 (0.66,1.55)	1.3 (0.93,1.67)	78,500.63 (56,360.64,104,814.55)	1,411.83 (1,015.34,1,871.83)	0.18 (0.17,0.19)

For peer review only



**Table S8.** The numbers (2019), ASRs per 100,000 (2019), and AAPCs (1990-2019) in incidence, death and DALY for RA in 204 countries.

Characteristic	Incident cases			Deaths			DALYs		
	Numbers (95% UI)	ASIR (95% UI)	AAPC (95% CI)	Numbers (95% UI)	ASDR (95% UI)	AAPC (95% CI)	Numbers (95% UI)	Age-standardized DALYs rate (95% UI)	AAPC (95% CI)
<b>Afghanistan</b>	1,337.71 (1,138.17,1,585.98)	4.40 (3.85,5.07)	0.39 (0.36,0.42)	21.22 (12.46,31.20)	0.19 (0.11,0.27)	1.37 (1.25,1.49)	3,204.56 (2,238.41,4,278.77)	15.80 (11.45,20.78)	0.63 (0.58,0.67)
<b>Albania</b>	276.81 (241.12,314.35)	8.69 (7.57,9.93)	1.19 (1.16,1.22)	8.70 (4.49,12.75)	0.21 (0.11,0.31)	3.8 (3.31,4.28)	954.98 (683.95,1,256.49)	25.99 (18.48,34.31)	1.49 (1.38,1.6)
<b>Algeria</b>	2,293.76 (1,982.58,2,669.86)	5.24 (4.55,6.05)	0.96 (0.91,1)	25.39 (14.47,37.25)	0.08 (0.05,0.12)	0.3 (0.15,0.45)	6,391.45 (4,425.62,8,496.22)	15.69 (11.02,20.76)	0.84 (0.79,0.89)
<b>American Samoa</b>	2.71 (2.32,3.17)	4.87 (4.18,5.64)	0.25 (0.2,0.29)	0.07 (0.05,0.10)	0.15 (0.10,0.22)	1.55 (0.89,2.21)	8.95 (6.36,11.89)	17.12 (12.25,22.68)	0.51 (0.39,0.63)
<b>Andorra</b>	18.90 (16.47,21.78)	16.32 (14.42,18.62)	0.38 (0.32,0.45)	0.22 (0.11,0.34)	0.16 (0.08,0.24)	-0.82 (-0.98,-0.65)	50.24 (35.30,68.59)	40.19 (28.33,54.97)	0.27 (0.22,0.33)
<b>Angola</b>	2,262.77 (1,997.37,2,608.07)	11.68 (10.37,13.19)	0.77 (0.73,0.8)	56.19 (32.02,79.77)	0.62 (0.36,0.87)	-0.77 (-0.94,-0.6)	5,597.19 (4,109.40,7,382.98)	38.36 (28.82,49.88)	0.09 (-0.12,0.31)
<b>Antigua and Barbuda</b>	11.87 (10.44,13.50)	12.04 (10.69,13.63)	0.76 (0.74,0.78)	0.46 (0.30,0.65)	0.55 (0.35,0.76)	0.56 (0.05,1.06)	38.12 (27.86,49.91)	37.33 (27.47,48.84)	0.65 (0.51,0.79)
<b>Argentina</b>	5,588.33 (5,004.74,6,262.88)	11.63 (10.40,13.06)	0.59 (0.52,0.66)	230.89 (160.77,356.94)	0.43 (0.30,0.65)	-1.97 (-2.46,-1.47)	19,620.88 (14,733.99,25,177.71)	38.89 (29.08,50.11)	0.33 (0.26,0.41)
<b>Armenia</b>	276.93 (242.77,314.95)	8.22 (7.23,9.43)	1.04 (0.97,1.12)	7.77 (2.94,10.99)	0.19 (0.07,0.27)	4.29 (3.63,4.96)	997.24 (698.11,1,340.09)	26.17 (18.30,35.28)	1.41 (1.26,1.57)
<b>Australia</b>	6,608.61 (5,898.45,7,383.00)	20.56 (18.26,23.09)	0.36 (0.27,0.45)	244.94 (167.17,330.29)	0.54 (0.37,0.74)	-1.97 (-2.14,-1.8)	18,831.32 (13,947.22,24,197.66)	51.55 (37.82,66.76)	-0.21 (-0.28,-0.14)
<b>Austria</b>	1,444.85 (1,296.63,1,604.57)	13.00 (11.60,14.66)	0.16 (0.06,0.26)	53.43 (40.44,93.49)	0.27 (0.21,0.47)	-2.66 (-3.15,-2.18)	5,032.81 (3,685.16,6,570.04)	37.16 (26.83,49.10)	-0.45 (-0.58,-0.31)
<b>Azerbaijan</b>	793.74 (673.87,931.31)	6.91 (5.94,8.03)	0.76 (0.67,0.85)	6.17 (4.30,7.92)	0.08 (0.06,0.10)	2.56 (2.34,2.77)	2,287.67 (1,565.92,3,175.58)	20.16 (14.07,27.70)	0.83 (0.73,0.94)
<b>Bahamas</b>	46.63 (40.61,53.63)	11.31 (9.95,12.93)	0.56 (0.53,0.59)	1.60 (1.12,2.57)	0.49 (0.34,0.78)	-0.56 (-1.2,0.09)	155.14 (111.62,206.73)	37.42 (27.29,49.55)	0.28 (0.15,0.4)
<b>Bahrain</b>	154.63 (132.49,181.51)	8.06 (7.08,9.21)	1.2 (1.14,1.27)	2.77 (1.41,3.83)	0.37 (0.21,0.48)	2.58 (1.68,3.48)	421.40 (301.84,562.92)	27.62 (20.44,35.73)	1.3 (1.08,1.53)
<b>Bangladesh</b>	30,925.95 (27,483.03,34,942.75)	20.95 (18.66,23.49)	1.24 (1.19,1.29)	934.33 (594.71,1,308.86)	0.85 (0.54,1.18)	-0.54 (-1.18,0.11)	73,226.40 (54,470.30,96,824.93)	53.21 (39.96,69.81)	0.64 (0.49,0.79)
<b>Barbados</b>	54.68 (48.84,61.17)	15.05 (13.39,17.04)	0.67 (0.65,0.7)	3.71 (2.55,5.96)	0.77 (0.53,1.22)	-0.04 (-0.28,0.21)	207.31 (151.66,269.32)	48.95 (35.63,64.18)	0.47 (0.36,0.58)
<b>Belarus</b>	655.49 (563.75,758.67)	6.17 (5.33,7.14)	0.88 (0.85,0.92)	16.23 (6.56,23.96)	0.10 (0.04,0.15)	2.33 (2.1,2.56)	2,590.73 (1,804.15,3,557.11)	19.47 (13.47,26.70)	0.96 (0.88,1.04)
<b>Belgium</b>	2,144.10 (1,926.47,2,384.22)	14.71 (13.15,16.64)	0.42 (0.37,0.48)	72.36 (47.09,95.14)	0.28 (0.19,0.38)	-2.04 (-2.25,-1.83)	6,788.13 (4,997.20,8,859.57)	39.18 (28.20,52.18)	-0.03 (-0.1,0.04)
<b>Belize</b>	46.68	11.72	0.79	1.19	0.48	0.01	133.07	38.59	0.65

	(40.36,53.66)	(10.31,13.34)	(0.77,0.82)	(0.79,1.84)	(0.32,0.71)	(-0.32,0.34)	(97.27,175.71)	(28.53,50.51)	(0.55,0.74)
<b>Benin</b>	356.47 (308.47,416.90)	4.83 (4.24,5.53)	0.52 (0.51,0.53)	9.00 (5.61,13.34)	0.22 (0.14,0.33)	0.67 (0.51,0.83)	814.48 (573.77,1,082.03)	13.35 (9.73,17.44)	0.61 (0.53,0.68)
<b>Bermuda</b>	9.72 (8.51,11.08)	12.27 (10.66,14.14)	0.92 (0.89,0.95)	0.44 (0.24,0.66)	0.31 (0.17,0.46)	-1.52 (-1.7,-1.33)	35.42 (25.34,46.93)	35.68 (25.16,47.51)	0.5 (0.45,0.56)
<b>Bhutan</b>	139.43 (123.97,158.28)	20.60 (18.47,22.93)	1.35 (1.26,1.44)	4.89 (2.99,8.31)	1.06 (0.65,1.78)	0.23 (0.18,0.27)	341.72 (247.41,456.58)	56.15 (40.70,74.92)	0.94 (0.87,1)
<b>Bolivia (Plurinational State of)</b>	1,563.96 (1,396.97,1,779.46)	14.38 (12.91,16.22)	1.19 (1.16,1.22)	75.85 (49.35,101.56)	1.05 (0.71,1.39)	0.13 (0.04,0.22)	4,951.72 (3,678.60,6,424.89)	51.65 (39.30,65.88)	0.84 (0.79,0.9)
<b>Bosnia and Herzegovina</b>	562.41 (495.31,629.34)	13.12 (11.69,14.64)	0.95 (0.82,1.08)	18.57 (10.49,24.87)	0.33 (0.18,0.45)	0.45 (-0.3,1.22)	1,930.56 (1,413.04,2,520.25)	37.70 (27.47,49.64)	0.87 (0.79,0.95)
<b>Botswana</b>	363.27 (317.90,415.70)	16.39 (14.45,18.36)	0.79 (0.72,0.86)	9.05 (5.73,13.05)	0.76 (0.47,1.08)	-0.15 (-0.34,0.04)	950.12 (703.50,1,246.20)	54.13 (40.84,69.97)	0.46 (0.38,0.54)
<b>Brazil</b>	27,906.76 (24,836.46,31,327.13)	11.98 (10.71,13.39)	0.21 (0.18,0.23)	621.46 (422.99,912.53)	0.27 (0.18,0.40)	-0.46 (-0.58,-0.34)	103,504.87 (75,336.62,133,453.79)	42.60 (31.08,54.68)	0.2 (0.18,0.22)
<b>Brunei Darussalam</b>	50.34 (43.76,58.27)	10.74 (9.56,12.15)	0.57 (0.54,0.6)	0.99 (0.71,1.37)	0.43 (0.28,0.62)	-0.64 (-0.94,-0.34)	130.27 (94.39,173.49)	33.11 (24.60,42.63)	0.22 (0.08,0.36)
<b>Bulgaria</b>	540.21 (467.54,621.18)	6.74 (5.84,7.81)	0.44 (0.4,0.48)	18.25 (11.40,25.36)	0.12 (0.08,0.17)	1.64 (0.64,2.66)	2,165.95 (1,539.16,2,907.14)	20.33 (14.22,27.20)	0.52 (0.38,0.65)
<b>Burkina Faso</b>	628.65 (542.81,731.88)	4.59 (4.02,5.24)	0.5 (0.47,0.53)	16.32 (10.41,23.18)	0.22 (0.14,0.32)	0.4 (0.22,0.57)	1,470.10 (1,055.62,1,924.24)	13.15 (9.66,17.07)	0.51 (0.42,0.61)
<b>Burundi</b>	1,046.90 (935.03,1,179.99)	15.27 (13.74,16.95)	0.52 (0.42,0.61)	17.24 (8.71,26.67)	0.50 (0.23,0.75)	-0.97 (-1.13,-0.81)	2,175.74 (1,578.05,2,898.98)	39.66 (29.08,52.90)	0.05 (-0.01,0.1)
<b>Cabo Verde</b>	21.90 (18.75,25.53)	4.19 (3.63,4.84)	0.78 (0.75,0.81)	0.69 (0.30,1.17)	0.19 (0.08,0.32)	1.35 (1.21,1.5)	57.81 (39.07,78.37)	12.52 (8.51,16.78)	0.84 (0.76,0.91)
<b>Cambodia</b>	831.58 (728.75,961.96)	5.19 (4.58,5.93)	0.59 (0.56,0.62)	24.62 (15.46,32.99)	0.24 (0.15,0.32)	1.24 (1.18,1.29)	2,499.67 (1,835.09,3,300.10)	17.96 (13.48,23.43)	0.7 (0.65,0.74)
<b>Cameroon</b>	960.12 (832.39,1,124.14)	5.29 (4.64,6.07)	0.57 (0.54,0.6)	23.55 (12.85,37.58)	0.25 (0.14,0.39)	0.86 (0.73,0.98)	2,187.52 (1,513.72,2,918.46)	14.74 (10.41,19.32)	0.68 (0.61,0.75)
<b>Canada</b>	11,666.96 (11,143.15,12,146.70)	22.58 (21.72,23.39)	0.87 (0.84,0.9)	324.71 (177.48,408.88)	0.44 (0.25,0.55)	-1.11 (-1.34,-0.87)	31,065.03 (22,873.44,39,974.29)	53.68 (39.19,69.38)	0.42 (0.34,0.49)
<b>Central African Republic</b>	374.76 (331.70,425.62)	9.85 (8.79,11.00)	0.05 (0.03,0.08)	12.99 (7.83,18.80)	0.71 (0.41,1.02)	-0.92 (-1,-0.84)	1,060.42 (781.80,1,371.21)	37.54 (27.80,48.72)	-0.45 (-0.58,-0.33)
<b>Chad</b>	382.76 (331.55,442.33)	4.50 (3.94,5.10)	0.43 (0.41,0.45)	10.40 (6.22,15.92)	0.22 (0.13,0.34)	0.75 (0.62,0.89)	890.71 (642.21,1,185.36)	12.65 (9.20,16.57)	0.51 (0.49,0.54)
<b>Chile</b>	4,569.23 (4,122.72,5,066.06)	20.96 (18.91,23.47)	1.26 (1.23,1.28)	180.12 (112.24,253.47)	0.75 (0.47,1.06)	0.41 (0.23,0.58)	14,399.66 (10,624.91,18,512.99)	62.20 (45.85,79.97)	1.05 (0.99,1.11)
<b>China</b>	222,509.15 (198,117.81,247,767.87)	11.74 (10.59,12.96)	0.08 (0.05,0.11)	10,833.52 (8,169.78,12,815.40)	0.63 (0.46,0.74)	0.17 (-0.3,0.63)	774,272.09 (588,395.27,980,702.35)	39.47 (30.27,49.98)	0.03 (-0.13,0.18)
<b>Colombia</b>	7,175.49 (6,431.31,8,025.90)	14.04 (12.55,15.76)	0.81 (0.78,0.84)	254.16 (174.27,402.83)	0.47 (0.32,0.75)	-1.51 (-1.98,-1.04)	24,488.37 (17,981.78,31,969.98)	46.90 (34.41,61.20)	0.15 (-0.15,0.44)

<b>Comoros</b>	105.78 (94.76,118.13)	17.79 (15.86,19.78)	0.71 (0.66,0.76)	2.15 (0.87,3.35)	0.51 (0.20,0.79)	-0.48 (-0.8,-0.16)	234.97 (170.77,311.97)	44.81 (32.51,59.59)	0.39 (0.33,0.45)
<b>Congo</b>	502.93 (440.40,576.37)	11.66 (10.34,13.09)	0.57 (0.53,0.61)	16.37 (7.76,24.32)	0.75 (0.38,1.06)	-1.01 (-1.21,-0.81)	1,365.81 (963.88,1,807.22)	41.45 (29.66,53.85)	-0.23 (-0.38,-0.08)
<b>Cook Islands</b>	0.92 (0.79,1.06)	5.05 (4.31,5.92)	0.62 (0.57,0.67)	0.02 (0.01,0.02)	0.06 (0.02,0.09)	0.96 (0.86,1.06)	3.27 (2.23,4.44)	15.54 (10.51,21.22)	0.64 (0.61,0.67)
<b>Costa Rica</b>	1,093.13 (979.14,1,218.51)	21.07 (18.86,23.48)	0.92 (0.9,0.94)	41.65 (26.83,65.62)	0.81 (0.52,1.27)	1.25 (0.81,1.69)	3,434.58 (2,546.73,4,402.02)	65.83 (48.87,84.40)	1.03 (0.93,1.13)
<b>Croatia</b>	702.29 (621.17,793.16)	12.97 (11.49,14.74)	0.85 (0.81,0.88)	39.72 (20.89,54.40)	0.43 (0.23,0.58)	3.02 (2.32,3.73)	2,804.09 (2,067.89,3,609.72)	39.78 (29.08,51.55)	1.09 (0.92,1.25)
<b>Cuba</b>	1,610.28 (1,418.01,1,817.81)	12.28 (10.78,13.98)	0.84 (0.81,0.86)	69.51 (44.03,115.71)	0.35 (0.22,0.58)	-0.6 (-1.19,0)	6,389.33 (4,638.99,8,273.38)	39.98 (28.80,52.24)	0.49 (0.37,0.62)
<b>Cyprus</b>	367.98 (328.09,417.06)	21.63 (19.31,24.50)	0.83 (0.8,0.86)	12.35 (6.71,16.16)	0.65 (0.34,0.84)	-1.67 (-2.06,-1.27)	1,020.67 (752.26,1,316.35)	55.82 (40.63,72.56)	0.15 (-0.04,0.35)
<b>Czechia</b>	1,177.51 (1,009.15,1,355.13)	9.48 (8.25,10.78)	0.71 (0.65,0.76)	32.48 (17.10,43.47)	0.15 (0.08,0.20)	-0.53 (-1.13,0.07)	4,382.21 (3,104.59,5,801.98)	27.60 (19.23,36.60)	0.44 (0.33,0.55)
<b>Côte d'Ivoire</b>	815.64 (698.71,959.35)	4.91 (4.27,5.60)	0.45 (0.42,0.48)	15.68 (9.72,23.31)	0.20 (0.13,0.30)	0.5 (0.37,0.63)	1,764.20 (1,251.29,2,335.31)	13.07 (9.60,17.13)	0.53 (0.47,0.6)
<b>Democratic People's Republic of Korea</b>	3,108.59 (2,732.42,3,529.33)	9.86 (8.72,11.08)	-0.36 (-0.38,-0.33)	220.74 (133.86,368.00)	0.73 (0.44,1.20)	1.22 (1.12,1.31)	13,057.96 (9,347.64,17,309.18)	40.57 (29.09,53.78)	0.21 (0.17,0.25)
<b>Democratic Republic of the Congo</b>	5,911.84 (5,182.51,6,751.92)	10.09 (8.93,11.47)	0.39 (0.28,0.5)	195.95 (91.90,291.26)	0.64 (0.31,0.95)	-0.74 (-0.82,-0.66)	15,830.09 (11,440.96,20,736.14)	35.34 (25.24,45.85)	-0.08 (-0.23,0.07)
<b>Denmark</b>	1,778.11 (1,618.40,1,960.11)	20.66 (18.87,22.97)	0.51 (0.49,0.54)	86.49 (55.16,116.91)	0.68 (0.45,0.94)	-0.18 (-0.59,0.23)	5,204.15 (3,946.14,6,688.75)	52.52 (39.06,68.01)	0.26 (0.17,0.34)
<b>Djibouti</b>	179.72 (159.46,203.64)	19.11 (17.11,21.32)	0.67 (0.62,0.73)	2.29 (1.12,3.61)	0.55 (0.24,0.85)	-0.24 (-0.4,-0.09)	350.23 (249.10,467.77)	48.64 (35.13,64.38)	0.49 (0.39,0.59)
<b>Dominica</b>	8.58 (7.71,9.63)	11.13 (9.94,12.60)	0.36 (0.33,0.39)	0.56 (0.41,0.74)	0.63 (0.46,0.82)	0 (-0.16,0.15)	29.87 (22.49,38.53)	36.30 (26.88,47.11)	0.15 (0.1,0.21)
<b>Dominican Republic</b>	877.97 (751.24,1,041.21)	8.01 (6.87,9.41)	0.82 (0.81,0.83)	42.74 (17.92,63.70)	0.55 (0.22,0.83)	-1.49 (-2.23,-0.75)	2,716.36 (1,942.42,3,603.71)	27.00 (19.47,35.69)	0.29 (0.15,0.43)
<b>Ecuador</b>	3,060.30 (2,733.22,3,458.54)	18.00 (16.19,20.23)	1.31 (1.29,1.32)	136.30 (99.69,201.51)	1.06 (0.77,1.59)	-0.3 (-0.6,0)	9,306.68 (6,807.11,11,922.46)	58.82 (43.61,74.98)	0.78 (0.64,0.92)
<b>Egypt</b>	4,763.42 (4,071.48,5,604.62)	4.91 (4.20,5.70)	0.96 (0.88,1.03)	27.75 (14.60,44.52)	0.05 (0.03,0.08)	-0.01 (-0.49,0.48)	12,078.37 (7,915.53,16,782.58)	14.19 (9.41,19.49)	0.83 (0.76,0.89)
<b>El Salvador</b>	740.62 (646.97,852.46)	11.89 (10.42,13.66)	1.07 (1.02,1.11)	18.32 (12.91,26.41)	0.28 (0.20,0.41)	-1.02 (-1.68,-0.35)	2,155.77 (1,520.33,2,884.40)	35.75 (25.11,47.93)	0.62 (0.39,0.85)
<b>Equatorial Guinea</b>	110.57 (96.57,127.84)	12.33 (10.92,13.97)	1.38 (1.3,1.45)	2.57 (1.31,4.09)	0.65 (0.35,1.00)	-0.82 (-1,-0.63)	255.75 (181.05,342.77)	39.98 (28.86,52.86)	0.27 (0.19,0.35)
<b>Eritrea</b>	743.38 (660.99,840.33)	17.44 (15.51,19.50)	0.82 (0.77,0.88)	12.62 (5.64,19.58)	0.66 (0.25,1.02)	0.3 (0.19,0.42)	1,495.89 (1,082.88,1,973.17)	46.55 (33.69,61.04)	0.56 (0.42,0.7)
<b>Estonia</b>	257.26	16.91	0.69	11.98	0.46	-2.55	1,097.94	54.04	-0.36



	(235.14,279.46)	(15.45,18.42)	(0.62,0.75)	(7.60,17.99)	(0.30,0.68)	(-3.06,-2.04)	(813.90,1,395.33)	(39.71,69.46)	(-0.51,-0.2)
<b>Eswatini</b>	156.31 (138.50,177.39)	16.51 (14.82,18.31)	0.33 (0.24,0.42)	3.86 (2.43,5.75)	0.77 (0.48,1.12)	0.13 (-0.13,0.4)	407.34 (295.79,533.09)	55.63 (40.68,72.03)	0.25 (0.1,0.39)
<b>Ethiopia</b>	9,327.30 (8,369.70,10,358.73)	15.19 (13.61,16.84)	0.2 (0.14,0.25)	166.03 (75.46,253.41)	0.50 (0.22,0.75)	-1.48 (-1.61,-1.35)	19,289.54 (14,088.42,25,762.97)	39.32 (28.56,52.40)	-0.4 (-0.48,-0.33)
<b>Fiji</b>	37.78 (31.75,44.77)	4.04 (3.41,4.79)	0.33 (0.24,0.42)	0.36 (0.24,0.53)	0.05 (0.04,0.08)	-0.13 (-0.45,0.19)	112.34 (77.41,154.54)	12.56 (8.74,17.24)	0.24 (0.15,0.34)
<b>Finland</b>	2,237.85 (2,054.94,2,440.47)	27.89 (25.50,30.76)	0.37 (0.29,0.46)	91.91 (52.61,112.60)	0.68 (0.39,0.82)	-1.52 (-1.9,-1.13)	6,884.37 (5,109.82,8,842.70)	69.48 (50.79,89.94)	-0.23 (-0.37,-0.09)
<b>France</b>	11,644.49 (10,369.87,13,076.92)	13.70 (12.15,15.43)	0.53 (0.48,0.58)	440.80 (231.73,573.06)	0.27 (0.16,0.35)	-2.09 (-2.24,-1.93)	37,135.90 (26,863.45,49,096.30)	36.51 (26.02,48.06)	0.03 (-0.06,0.12)
<b>Gabon</b>	184.05 (163.02,210.64)	12.29 (10.93,13.92)	0.76 (0.72,0.79)	6.00 (3.52,8.43)	0.67 (0.40,0.95)	-0.95 (-1.13,-0.78)	496.56 (364.80,646.39)	40.38 (30.05,51.80)	0.01 (-0.1,0.11)
<b>Gambia</b>	66.43 (57.53,77.76)	4.75 (4.12,5.46)	0.46 (0.43,0.49)	2.19 (1.27,3.43)	0.25 (0.15,0.40)	1.39 (1,1.78)	160.32 (115.54,214.32)	13.69 (9.99,18.07)	0.84 (0.69,0.99)
<b>Georgia</b>	313.69 (264.97,364.25)	7.73 (6.58,8.94)	0.34 (0.23,0.45)	6.39 (2.33,9.21)	0.11 (0.04,0.15)	4.17 (3.53,4.82)	1,102.28 (776.09,1,487.73)	22.82 (15.91,30.84)	0.54 (0.44,0.65)
<b>Germany</b>	13,102.52 (11,572.97,14,681.59)	12.18 (10.72,13.90)	0.3 (0.24,0.35)	507.75 (333.82,657.02)	0.24 (0.16,0.30)	-2.56 (-2.95,-2.16)	46,025.47 (33,861.88,60,915.22)	34.13 (24.55,45.90)	-0.13 (-0.23,-0.03)
<b>Ghana</b>	1,151.52 (987.74,1,354.85)	5.10 (4.38,5.94)	0.82 (0.76,0.87)	19.89 (12.79,29.24)	0.17 (0.11,0.25)	1.74 (1.47,2)	2,458.59 (1,715.24,3,353.34)	12.76 (9.13,16.92)	0.94 (0.87,1.01)
<b>Greece</b>	1,422.52 (1,261.56,1,615.32)	11.50 (10.24,12.91)	0.38 (0.34,0.43)	44.22 (30.55,68.75)	0.16 (0.10,0.23)	1.85 (0.23,3.5)	5,110.71 (3,628.73,6,803.00)	32.35 (23.02,43.57)	0.48 (0.31,0.65)
<b>Greenland</b>	10.61 (9.47,11.82)	15.04 (13.63,16.78)	1.23 (1.2,1.25)	0.32 (0.24,0.41)	0.50 (0.38,0.63)	2.03 (1.21,2.85)	29.86 (22.34,38.93)	41.89 (31.44,54.39)	1.48 (1.25,1.71)
<b>Grenada</b>	8.98 (7.75,10.33)	8.09 (7.01,9.33)	0.82 (0.78,0.86)	0.20 (0.13,0.33)	0.23 (0.15,0.38)	0.69 (0.36,1.02)	27.84 (19.18,36.97)	24.67 (17.19,32.69)	0.72 (0.66,0.77)
<b>Guam</b>	8.35 (7.06,9.83)	4.85 (4.11,5.71)	0.27 (0.23,0.32)	0.16 (0.11,0.24)	0.08 (0.06,0.13)	1.81 (1.03,2.6)	28.64 (19.54,38.63)	15.74 (10.70,21.30)	0.43 (0.35,0.5)
<b>Guatemala</b>	2,270.70 (1,998.03,2,612.02)	14.95 (13.31,16.83)	1.39 (1.35,1.43)	80.30 (36.21,112.05)	0.82 (0.34,1.15)	2.04 (1.28,2.8)	6,430.99 (4,795.54,8,386.78)	49.55 (36.51,64.69)	1.61 (1.36,1.85)
<b>Guinea</b>	365.03 (315.79,425.65)	4.77 (4.17,5.51)	0.48 (0.46,0.51)	11.05 (6.57,17.67)	0.23 (0.14,0.37)	0.78 (0.68,0.88)	880.95 (638.24,1,150.32)	13.47 (9.90,17.51)	0.58 (0.56,0.61)
<b>Guinea-Bissau</b>	53.10 (45.77,62.11)	4.56 (4.00,5.18)	0.4 (0.38,0.42)	1.59 (0.92,2.44)	0.29 (0.16,0.44)	1.01 (0.88,1.13)	128.93 (93.29,168.63)	14.22 (10.37,18.53)	0.62 (0.56,0.68)
<b>Guyana</b>	60.21 (52.06,69.81)	7.71 (6.71,8.87)	0.82 (0.78,0.87)	1.31 (0.91,2.01)	0.27 (0.18,0.39)	4.09 (3.3,4.89)	179.78 (127.44,235.82)	24.91 (17.99,32.38)	1.28 (1.17,1.39)
<b>Haiti</b>	1,236.94 (1,080.03,1,416.80)	10.95 (9.70,12.32)	0.71 (0.66,0.77)	30.81 (17.33,45.10)	0.58 (0.34,0.83)	-0.81 (-0.9,-0.72)	3,471.75 (2,468.98,4,560.95)	37.93 (27.34,48.92)	0.32 (0.24,0.4)
<b>Honduras</b>	2,091.97 (1,878.43,2,330.62)	25.06 (22.49,27.68)	0.99 (0.95,1.02)	85.51 (46.97,116.18)	1.62 (0.90,2.15)	0.97 (0.62,1.32)	6,266.99 (4,646.27,8,048.07)	90.15 (66.48,114.15)	0.9 (0.76,1.03)

<b>Hungary</b>	1,388.68 (1,256.42,1,531.89)	11.62 (10.53,12.85)	0.43 (0.38,0.47)	59.02 (38.87,89.19)	0.30 (0.20,0.46)	-2.56 (-2.98,-2.13)	5,463.83 (4,000.44,7,079.96)	35.46 (25.55,46.08)	-0.43 (-0.54,-0.33)
<b>Iceland</b>	53.71 (47.53,60.01)	13.33 (11.76,15.17)	0.28 (0.22,0.33)	1.52 (1.02,2.14)	0.25 (0.18,0.37)	-1.48 (-1.76,-1.2)	169.15 (121.69,223.85)	37.07 (26.55,49.56)	-0.03 (-0.1,0.05)
<b>India</b>	222,903.67 (201,190.54,246,448.06)	17.40 (15.70,19.20)	0.18 (0.18,0.19)	12,359.95 (8,150.57,16,252.30)	1.34 (0.88,1.76)	-0.07 (-0.76,0.63)	608,654.23 (471,555.30,762,236.77)	52.52 (40.78,65.17)	0.14 (-0.15,0.44)
<b>Indonesia</b>	11,396.00 (10,134.39,12,824.95)	4.07 (3.63,4.55)	0.04 (0.02,0.05)	391.71 (215.87,513.05)	0.22 (0.12,0.28)	1.89 (1.83,1.95)	37,364.49 (27,864.69,48,180.48)	14.83 (11.16,18.89)	0.42 (0.39,0.45)
<b>Iran (Islamic Republic of)</b>	4,684.21 (4,127.72,5,302.60)	5.04 (4.47,5.64)	0.26 (0.23,0.29)	83.45 (35.69,107.34)	0.12 (0.05,0.16)	0.33 (0.13,0.53)	15,365.80 (10,876.54,20,208.52)	17.31 (12.37,22.67)	0.32 (0.28,0.35)
<b>Iraq</b>	2,057.12 (1,767.23,2,418.99)	5.03 (4.34,5.80)	0.8 (0.71,0.89)	25.24 (17.73,38.45)	0.13 (0.09,0.19)	0.98 (0.74,1.22)	5,247.80 (3,609.75,7,184.54)	16.09 (11.34,21.81)	0.75 (0.7,0.81)
<b>Ireland</b>	1,895.36 (1,696.50,2,098.83)	30.03 (26.97,33.31)	0.56 (0.52,0.61)	63.05 (39.85,78.38)	0.81 (0.51,1.01)	-1.72 (-1.92,-1.51)	5,146.97 (3,811.29,6,582.02)	74.84 (55.16,96.37)	-0.12 (-0.29,0.06)
<b>Israel</b>	1,097.02 (966.52,1,254.92)	11.43 (9.99,13.08)	0.62 (0.6,0.65)	28.19 (19.30,40.30)	0.23 (0.15,0.32)	0.23 (-0.11,0.58)	3,229.82 (2,299.93,4,280.12)	31.75 (22.33,42.39)	0.57 (0.52,0.62)
<b>Italy</b>	12,476.51 (11,195.92,13,935.44)	13.81 (12.40,15.31)	-0.04 (-0.05,-0.02)	634.78 (448.41,962.69)	0.37 (0.26,0.55)	-1.06 (-1.21,-0.9)	39,605.02 (29,588.00,50,839.88)	35.78 (26.41,46.35)	-0.31 (-0.34,-0.29)
<b>Jamaica</b>	275.73 (240.08,318.72)	9.12 (8.00,10.53)	0.75 (0.69,0.8)	14.65 (8.78,34.77)	0.41 (0.25,0.96)	1.03 (0.38,1.68)	927.94 (656.11,1,268.08)	30.43 (21.47,41.35)	0.86 (0.71,1.01)
<b>Japan</b>	26,450.32 (23,575.50,29,570.81)	14.81 (13.23,16.41)	-0.12 (-0.22,-0.02)	1,568.82 (842.45,1,909.35)	0.37 (0.22,0.45)	-2.86 (-3.03,-2.69)	98,687.02 (73,542.04,126,828.88)	39.67 (29.42,51.46)	-0.7 (-0.82,-0.57)
<b>Jordan</b>	585.84 (499.27,693.02)	5.04 (4.33,5.90)	1.03 (0.9,1.16)	4.80 (3.53,7.28)	0.08 (0.06,0.13)	-0.4 (-0.75,-0.05)	1,487.28 (996.70,2,044.12)	15.46 (10.55,20.81)	0.8 (0.73,0.88)
<b>Kazakhstan</b>	4,821.68 (4,373.54,5,334.85)	25.50 (23.45,28.01)	0.98 (0.9,1.05)	28.01 (5.55,39.93)	0.19 (0.03,0.28)	6.37 (5.13,7.63)	10,146.45 (7,065.91,13,762.34)	56.89 (39.76,76.63)	1.19 (1.07,1.31)
<b>Kenya</b>	5,879.74 (5,271.96,6,550.85)	17.93 (16.06,19.92)	-0.08 (-0.09,-0.07)	98.41 (46.31,145.78)	0.61 (0.25,0.90)	0.58 (0.49,0.67)	11,926.10 (8,748.00,15,540.52)	46.21 (34.06,59.78)	0.06 (0.03,0.08)
<b>Kiribati</b>	4.04 (3.41,4.80)	3.47 (2.96,4.10)	0.24 (0.18,0.3)	0.09 (0.04,0.14)	0.14 (0.06,0.21)	0.76 (0.59,0.94)	13.05 (9.05,17.54)	13.58 (9.51,17.93)	0.37 (0.32,0.42)
<b>Kuwait</b>	307.07 (253.89,372.53)	5.70 (4.87,6.66)	0.99 (0.93,1.06)	1.41 (0.72,1.95)	0.06 (0.03,0.09)	5.45 (4.36,6.55)	796.87 (523.89,1,108.70)	16.46 (11.15,22.65)	1.19 (1.07,1.31)
<b>Kyrgyzstan</b>	1,146.61 (1,018.89,1,299.77)	19.04 (17.13,21.25)	0.89 (0.86,0.93)	48.64 (29.08,62.39)	1.30 (0.70,1.66)	1.66 (0.92,2.41)	3,570.46 (2,677.45,4,597.23)	68.43 (51.99,87.51)	0.8 (0.58,1.03)
<b>Lao People's Democratic Republic</b>	336.79 (292.71,394.48)	5.02 (4.40,5.76)	0.59 (0.57,0.6)	7.41 (4.77,10.08)	0.20 (0.13,0.26)	0.48 (0.4,0.57)	929.15 (670.95,1,245.98)	16.65 (12.23,21.92)	0.49 (0.45,0.52)
<b>Latvia</b>	315.99 (285.18,350.16)	14.42 (12.92,16.06)	0.58 (0.48,0.68)	16.41 (10.04,24.08)	0.42 (0.26,0.61)	-1.52 (-2.13,-0.9)	1,452.21 (1,082.29,1,853.04)	47.66 (35.11,61.24)	-0.13 (-0.19,-0.07)
<b>Lebanon</b>	289.35 (245.67,341.29)	5.41 (4.58,6.31)	1.13 (1.08,1.19)	4.78 (2.31,8.39)	0.09 (0.04,0.16)	0.97 (0.9,1.04)	893.78 (628.26,1,210.92)	16.73 (11.80,22.50)	1.11 (1.07,1.16)
<b>Lesotho</b>	263.85	14.10	0.27	10.18	0.92	1.07	801.78	53.11	0.54

	(232.35,301.86)	(12.58,15.75)	(0.17,0.37)	(6.36,15.22)	(0.56,1.37)	(0.92,1.22)	(595.10,1,029.62)	(40.02,68.04)	(0.34,0.75)
<b>Liberia</b>	155.16 (132.81,183.51)	4.87 (4.24,5.58)	0.58 (0.55,0.62)	3.25 (1.86,4.98)	0.20 (0.12,0.31)	0.47 (0.18,0.77)	342.93 (247.83,458.21)	13.10 (9.59,17.00)	0.59 (0.49,0.69)
<b>Libya</b>	356.16 (297.09,425.83)	4.65 (3.92,5.47)	0.81 (0.75,0.88)	4.47 (2.32,6.50)	0.09 (0.05,0.14)	1.64 (1.33,1.96)	1,011.95 (700.01,1,372.90)	14.69 (10.34,19.64)	0.89 (0.8,0.97)
<b>Lithuania</b>	472.23 (424.71,519.40)	14.95 (13.43,16.48)	0.41 (0.28,0.55)	25.58 (15.80,37.01)	0.46 (0.28,0.67)	-1.9 (-2.44,-1.36)	2,219.72 (1,653.06,2,810.66)	50.89 (37.29,64.88)	-0.38 (-0.6,-0.16)
<b>Luxembourg</b>	93.58 (82.84,105.96)	12.33 (10.93,13.91)	0.43 (0.4,0.46)	2.63 (1.83,3.98)	0.25 (0.17,0.38)	-1.79 (-1.87,-1.72)	293.13 (212.36,385.28)	34.34 (24.65,45.65)	-0.02 (-0.07,0.04)
<b>Madagascar</b>	2,609.22 (2,329.58,2,961.18)	15.15 (13.60,16.81)	0.42 (0.39,0.46)	39.52 (17.86,56.75)	0.48 (0.20,0.70)	-0.35 (-0.52,-0.19)	5,339.66 (3,859.92,6,934.36)	39.80 (29.21,51.57)	0.2 (0.11,0.29)
<b>Malawi</b>	1,847.56 (1,656.33,2,073.81)	17.74 (16.04,19.62)	0.55 (0.52,0.59)	31.61 (13.65,49.17)	0.54 (0.22,0.84)	-0.49 (-0.62,-0.36)	3,773.82 (2,760.03,4,974.49)	44.90 (32.98,59.88)	0.26 (0.17,0.35)
<b>Malaysia</b>	1,575.91 (1,339.55,1,855.81)	4.77 (4.07,5.57)	0.58 (0.55,0.61)	25.13 (15.89,53.66)	0.10 (0.06,0.23)	0.25 (-0.5,1.01)	4,544.31 (3,145.60,6,177.53)	14.70 (10.18,19.95)	0.45 (0.32,0.59)
<b>Maldives</b>	30.88 (25.93,37.15)	5.86 (5.10,6.77)	0.73 (0.56,0.9)	0.36 (0.22,0.48)	0.14 (0.09,0.19)	-1.32 (-1.59,-1.05)	76.56 (52.86,105.41)	17.57 (12.44,23.67)	0.35 (0.24,0.46)
<b>Mali</b>	610.70 (528.13,711.50)	4.88 (4.26,5.60)	0.65 (0.63,0.68)	16.92 (10.31,25.93)	0.24 (0.15,0.37)	0.5 (0.43,0.57)	1,433.54 (1,014.95,1,893.75)	13.85 (10.15,18.13)	0.61 (0.55,0.67)
<b>Malta</b>	62.89 (56.61,69.99)	11.62 (10.31,13.15)	0.39 (0.35,0.43)	2.31 (1.57,3.31)	0.23 (0.16,0.34)	-1.71 (-1.89,-1.53)	225.05 (166.07,292.44)	33.16 (23.95,43.82)	0.02 (-0.06,0.1)
<b>Marshall Islands</b>	2.65 (2.29,3.10)	4.63 (4.04,5.34)	0.29 (0.28,0.31)	0.08 (0.04,0.12)	0.25 (0.12,0.40)	1.16 (1.05,1.27)	8.60 (6.14,11.60)	18.41 (13.17,24.33)	0.55 (0.5,0.61)
<b>Mauritania</b>	151.24 (131.62,173.78)	5.50 (4.78,6.30)	0.84 (0.83,0.85)	4.28 (2.46,6.59)	0.24 (0.14,0.36)	-0.21 (-0.28,-0.14)	357.64 (259.37,472.75)	15.03 (10.98,19.74)	0.52 (0.44,0.6)
<b>Mauritius</b>	116.19 (100.10,133.75)	7.33 (6.39,8.54)	0.6 (0.56,0.63)	4.20 (1.93,5.84)	0.27 (0.12,0.37)	5.78 (3.87,7.73)	384.61 (275.26,510.67)	22.84 (16.42,30.27)	1.14 (0.84,1.43)
<b>Mexico</b>	32,458.59 (29,222.02,35,828.11)	25.43 (22.94,28.02)	-0.26 (-0.35,-0.18)	1,541.94 (1,014.93,2,189.93)	1.40 (0.92,1.96)	-1.32 (-1.42,-1.22)	102,187.70 (78,727.27,130,521.66)	83.46 (64.55,106.40)	-0.49 (-0.58,-0.4)
<b>Micronesia (Federated States of)</b>	4.94 (4.27,5.73)	4.77 (4.14,5.49)	0.51 (0.47,0.54)	0.13 (0.07,0.19)	0.21 (0.10,0.31)	1.11 (1.06,1.16)	16.08 (11.58,21.36)	18.15 (13.08,23.90)	0.65 (0.62,0.69)
<b>Monaco</b>	4.15 (3.57,4.76)	9.44 (8.13,10.90)	0.36 (0.32,0.4)	0.08 (0.06,0.12)	0.08 (0.06,0.12)	0.12 (0.01,0.22)	15.32 (10.82,20.71)	26.71 (18.61,36.35)	0.32 (0.27,0.37)
<b>Mongolia</b>	334.43 (286.30,389.14)	9.49 (8.26,10.82)	0.92 (0.87,0.96)	7.95 (5.70,11.66)	0.43 (0.32,0.57)	0.4 (0.21,0.59)	1,041.19 (760.72,1,360.27)	33.71 (25.08,43.46)	0.5 (0.46,0.55)
<b>Montenegro</b>	60.04 (52.35,68.64)	8.18 (7.11,9.39)	0.59 (0.53,0.65)	1.86 (1.44,2.33)	0.20 (0.16,0.25)	0.88 (0.45,1.31)	208.52 (151.49,276.38)	24.52 (17.70,32.49)	0.51 (0.45,0.58)
<b>Morocco</b>	1,716.67 (1,474.85,2,012.85)	4.51 (3.88,5.28)	0.93 (0.88,0.99)	33.08 (17.98,55.26)	0.12 (0.06,0.20)	1.35 (1.21,1.48)	5,255.43 (3,658.33,7,094.18)	14.57 (10.15,19.53)	0.98 (0.94,1.02)
<b>Mozambique</b>	2,854.27 (2,554.24,3,219.68)	17.74 (15.91,19.78)	0.72 (0.69,0.75)	53.98 (27.10,85.24)	0.64 (0.29,1.01)	0.05 (-0.07,0.16)	5,977.33 (4,359.90,8,001.94)	46.82 (34.26,62.25)	0.55 (0.52,0.59)

<b>Myanmar</b>	3,501.82 (3,094.85,3,992.17)	6.21 (5.52,7.05)	0.73 (0.7,0.77)	81.62 (54.70,109.47)	0.20 (0.14,0.26)	0.8 (0.74,0.86)	10,121.13 (7,412.23,13,404.98)	19.45 (14.33,25.34)	0.65 (0.62,0.69)
<b>Namibia</b>	342.96 (304.90,387.36)	17.16 (15.28,19.13)	0.8 (0.74,0.86)	10.03 (6.26,14.74)	0.79 (0.48,1.14)	0 (-0.17,0.16)	913.98 (666.44,1,192.97)	55.70 (41.29,72.16)	0.46 (0.35,0.58)
<b>Nauru</b>	0.46 (0.39,0.55)	4.49 (3.87,5.20)	0.33 (0.28,0.38)	0.01 (0.00,0.01)	0.23 (0.11,0.34)	1.24 (1,1.49)	1.30 (0.90,1.75)	18.15 (12.92,23.90)	0.63 (0.56,0.7)
<b>Nepal</b>	5,413.42 (4,853.20,6,030.93)	20.53 (18.53,22.75)	1.27 (1.24,1.3)	196.16 (125.58,300.12)	1.12 (0.74,1.70)	0.69 (0.65,0.73)	13,262.58 (9,826.64,17,544.29)	56.57 (42.06,74.63)	1.06 (1.03,1.1)
<b>Netherlands</b>	5,101.44 (4,580.37,5,703.07)	20.67 (18.57,23.21)	-0.09 (-0.25,0.07)	210.10 (155.64,339.14)	0.56 (0.42,0.92)	-2.85 (-3.05,-2.64)	15,109.76 (11,005.05,19,723.21)	53.09 (38.36,69.29)	-0.83 (-1.04,-0.63)
<b>New Zealand</b>	1,359.83 (1,205.61,1,515.41)	22.59 (20.14,25.12)	-0.13 (-0.2,-0.06)	59.30 (42.91,86.56)	0.71 (0.52,1.04)	-1.52 (-1.9,-1.13)	4,086.41 (3,057.20,5,264.19)	59.10 (43.89,76.36)	-0.49 (-0.6,-0.38)
<b>Nicaragua</b>	940.81 (825.89,1,070.61)	15.36 (13.61,17.28)	1.01 (0.91,1.1)	28.28 (21.73,48.57)	0.83 (0.64,1.33)	0.08 (-0.63,0.8)	2,665.92 (1,939.52,3,469.55)	51.09 (37.81,66.35)	0.51 (0.27,0.74)
<b>Niger</b>	547.25 (474.00,636.40)	4.57 (4.00,5.22)	0.5 (0.48,0.52)	13.39 (7.79,21.22)	0.22 (0.13,0.35)	0.79 (0.66,0.93)	1,236.28 (887.43,1,624.87)	12.85 (9.30,16.71)	0.62 (0.59,0.65)
<b>Nigeria</b>	5,884.01 (5,262.25,6,600.64)	4.35 (3.88,4.86)	0.66 (0.52,0.79)	172.57 (91.19,273.10)	0.24 (0.13,0.37)	1.3 (1.19,1.42)	14,228.00 (10,025.74,18,795.52)	13.17 (9.29,17.26)	1.02 (0.91,1.13)
<b>Niue</b>	0.08 (0.07,0.10)	4.99 (4.29,5.77)	0.59 (0.5,0.68)	0.00 (0.00,0.01)	0.16 (0.07,0.24)	0.7 (0.57,0.83)	0.34 (0.24,0.45)	17.62 (12.42,23.29)	0.58 (0.52,0.64)
<b>North Macedonia</b>	180.69 (155.27,208.44)	7.03 (6.06,8.13)	0.79 (0.71,0.87)	2.82 (1.67,3.94)	0.10 (0.06,0.14)	3.18 (2.82,3.54)	578.08 (399.02,784.19)	19.80 (13.61,26.88)	0.9 (0.82,0.97)
<b>Northern Mariana Islands</b>	2.39 (2.02,2.78)	5.06 (4.35,5.89)	0.3 (0.15,0.46)	0.07 (0.05,0.10)	0.16 (0.11,0.21)	3.47 (3.15,3.79)	9.61 (6.90,12.69)	17.72 (12.74,23.48)	0.77 (0.64,0.9)
<b>Norway</b>	1,612.23 (1,430.30,1,802.15)	21.74 (19.41,24.23)	-0.09 (-0.2,0.01)	60.08 (42.84,90.42)	0.57 (0.42,0.87)	-3.17 (-3.53,-2.81)	4,446.19 (3,322.88,5,758.28)	52.58 (39.10,67.95)	-0.97 (-1.11,-0.83)
<b>Oman</b>	239.28 (199.05,295.05)	4.67 (4.00,5.43)	1.09 (0.97,1.2)	1.10 (0.67,1.60)	0.08 (0.05,0.12)	-0.28 (-0.53,-0.02)	558.81 (375.81,762.22)	14.27 (10.02,18.73)	0.85 (0.71,0.99)
<b>Pakistan</b>	31,583.03 (28,655.64,34,669.13)	20.36 (18.41,22.55)	0.05 (0,0.1)	992.40 (752.99,1,284.27)	1.28 (0.99,1.65)	0.75 (0.71,0.79)	75,356.40 (56,476.74,95,051.11)	60.29 (46.51,74.91)	0.28 (0.24,0.33)
<b>Palau</b>	0.93 (0.79,1.08)	4.58 (3.90,5.33)	0.29 (0.24,0.34)	0.02 (0.01,0.03)	0.12 (0.07,0.17)	0.13 (0.05,0.22)	3.55 (2.49,4.71)	15.64 (11.15,20.70)	0.28 (0.24,0.32)
<b>Palestine</b>	222.44 (189.79,263.89)	4.97 (4.30,5.72)	0.7 (0.66,0.73)	3.67 (1.45,5.25)	0.19 (0.07,0.27)	1.04 (0.64,1.43)	565.74 (395.98,755.48)	16.80 (11.89,22.08)	0.64 (0.54,0.73)
<b>Panama</b>	604.72 (536.96,684.08)	14.33 (12.74,16.24)	0.72 (0.65,0.79)	13.28 (9.03,23.99)	0.31 (0.21,0.56)	-1.24 (-1.51,-0.97)	1,718.15 (1,210.72,2,283.39)	40.96 (28.83,54.40)	0.31 (0.18,0.44)
<b>Papua New Guinea</b>	352.84 (301.82,415.10)	3.76 (3.26,4.34)	0.23 (0.22,0.25)	5.19 (2.85,8.26)	0.12 (0.07,0.19)	1.14 (1.04,1.24)	972.45 (672.21,1,326.72)	13.24 (9.38,17.94)	0.4 (0.36,0.45)
<b>Paraguay</b>	952.78 (825.74,1,093.21)	13.50 (11.78,15.29)	1.19 (1.16,1.22)	37.99 (10.95,57.65)	0.69 (0.20,1.04)	8.25 (7.47,9.03)	3,332.59 (2,257.17,4,493.62)	53.20 (35.53,71.86)	2.27 (2.15,2.4)
<b>Peru</b>	4,594.20	13.29	1.41	118.34	0.36	-1.07	13,150.29	39.09	1.03



	(4,032.14,5,279.23)	(11.71,15.23)	(1.36,1.46)	(67.66,164.02)	(0.21,0.50)	(-2,-0.14)	(9,550.24,17,342.48)	(28.58,51.40)	(0.77,1.28)
<b>Philippines</b>	6,047.81 (5,412.08,6,783.69)	5.57 (4.98,6.22)	-0.14 (-0.17,-0.11)	159.68 (76.92,269.06)	0.24 (0.11,0.40)	1.26 (0.92,1.61)	18,267.48 (13,166.80,23,930.73)	19.50 (14.04,25.65)	0.28 (0.17,0.39)
<b>Poland</b>	7,812.82 (6,941.69,8,685.49)	16.02 (14.29,17.76)	-0.74 (-0.98,-0.49)	332.44 (245.82,559.82)	0.47 (0.35,0.78)	-2.63 (-2.78,-2.48)	28,807.97 (21,422.70,37,160.94)	47.87 (35.55,62.10)	-1.25 (-1.47,-1.02)
<b>Portugal</b>	1,642.17 (1,471.54,1,821.27)	12.45 (11.15,13.83)	0.79 (0.74,0.84)	99.66 (73.41,191.00)	0.38 (0.29,0.69)	-1.36 (-1.98,-0.73)	6,657.16 (4,914.86,8,594.53)	38.59 (27.73,50.62)	0.18 (0.04,0.32)
<b>Puerto Rico</b>	560.27 (490.10,635.19)	14.03 (12.26,16.29)	0.96 (0.92,0.99)	28.91 (18.74,43.97)	0.36 (0.22,0.52)	-0.25 (-0.55,0.04)	2,272.63 (1,656.89,3,029.63)	44.30 (31.71,59.55)	0.92 (0.83,1.01)
<b>Qatar</b>	185.46 (151.17,232.81)	5.30 (4.54,6.18)	1.01 (0.96,1.07)	0.41 (0.25,0.60)	0.09 (0.05,0.12)	0.21 (-0.47,0.89)	421.00 (280.24,592.09)	15.13 (10.57,20.56)	0.79 (0.71,0.87)
<b>Republic of Korea</b>	10,055.35 (9,082.60,11,054.86)	13.43 (12.25,14.69)	0.84 (0.77,0.92)	220.66 (155.79,332.36)	0.25 (0.17,0.38)	-2.88 (-3.13,-2.63)	29,201.43 (21,353.61,38,703.71)	35.24 (25.66,46.69)	-0.01 (-0.07,0.05)
<b>Republic of Moldova</b>	261.08 (226.18,299.86)	6.18 (5.38,7.10)	0.66 (0.52,0.8)	9.69 (5.86,12.57)	0.17 (0.10,0.22)	2.37 (0.68,4.1)	1,079.07 (793.32,1,437.37)	21.22 (15.48,28.39)	0.98 (0.82,1.13)
<b>Romania</b>	1,691.01 (1,440.03,1,943.30)	7.43 (6.42,8.57)	0.83 (0.8,0.86)	45.16 (21.56,60.82)	0.11 (0.06,0.15)	4.11 (3.82,4.4)	6,096.94 (4,302.96,8,150.14)	21.26 (14.82,28.63)	1.04 (0.98,1.09)
<b>Russian Federation</b>	13,116.74 (11,729.12,14,661.07)	8.11 (7.29,9.05)	0.14 (0.11,0.17)	779.23 (503.57,1,066.28)	0.34 (0.22,0.47)	-0.76 (-1.52,0.02)	64,908.83 (49,771.11,82,234.59)	31.92 (24.32,40.66)	-0.19 (-0.5,0.12)
<b>Rwanda</b>	1,589.45 (1,416.48,1,788.81)	18.91 (16.83,21.03)	0.95 (0.86,1.04)	24.05 (10.45,36.89)	0.53 (0.21,0.80)	-1.05 (-1.26,-0.84)	3,288.02 (2,393.56,4,424.79)	47.21 (34.71,62.69)	0.36 (0.23,0.49)
<b>Saint Kitts and Nevis</b>	8.42 (7.36,9.57)	12.38 (10.89,14.18)	0.67 (0.64,0.71)	0.27 (0.16,0.47)	0.55 (0.33,0.96)	-0.58 (-1.15,-0.02)	28.75 (20.45,38.32)	41.34 (29.76,54.68)	0.27 (0.2,0.35)
<b>Saint Lucia</b>	25.44 (22.70,28.47)	12.73 (11.39,14.31)	0.76 (0.73,0.78)	1.19 (0.80,1.73)	0.61 (0.40,0.87)	-0.63 (-0.94,-0.33)	82.13 (60.56,106.87)	39.13 (28.92,50.91)	0.33 (0.27,0.39)
<b>Saint Vincent and the Grenadines</b>	10.20 (8.91,11.74)	8.41 (7.35,9.70)	0.64 (0.59,0.7)	0.32 (0.22,0.46)	0.28 (0.19,0.40)	-0.67 (-0.96,-0.37)	33.49 (24.32,44.57)	26.09 (18.69,34.61)	0.36 (0.24,0.49)
<b>Samoa</b>	9.60 (8.27,11.30)	4.74 (4.10,5.49)	0.31 (0.26,0.35)	0.23 (0.11,0.33)	0.17 (0.08,0.24)	1.11 (1.03,1.19)	29.17 (20.87,38.94)	16.91 (12.21,22.40)	0.41 (0.36,0.47)
<b>San Marino</b>	4.79 (3.98,5.68)	11.87 (9.95,13.98)	0.43 (0.34,0.53)	0.04 (0.02,0.07)	0.06 (0.03,0.09)	-0.09 (-0.22,0.05)	14.03 (9.47,19.49)	30.35 (20.33,42.18)	0.41 (0.36,0.46)
<b>Sao Tome and Principe</b>	7.37 (6.31,8.66)	4.88 (4.21,5.63)	0.71 (0.69,0.74)	0.20 (0.11,0.31)	0.23 (0.13,0.36)	1.4 (1.22,1.58)	17.59 (12.31,23.39)	14.00 (9.96,18.46)	0.91 (0.83,0.99)
<b>Saudi Arabia</b>	2,110.70 (1,757.22,2,574.51)	4.97 (4.21,5.84)	1.23 (1.2,1.26)	6.85 (4.77,10.26)	0.05 (0.03,0.07)	-0.68 (-0.87,-0.48)	5,140.01 (3,389.13,7,174.91)	14.20 (9.73,19.47)	1.07 (1,1.14)
<b>Senegal</b>	492.21 (429.25,573.18)	4.84 (4.26,5.57)	0.47 (0.45,0.48)	14.42 (8.89,20.56)	0.23 (0.14,0.33)	0.92 (0.53,1.32)	1,170.02 (849.23,1,550.04)	13.49 (10.04,17.71)	0.62 (0.48,0.76)
<b>Serbia</b>	928.49 (817.32,1,040.32)	9.05 (7.94,10.27)	1.39 (1.19,1.58)	40.55 (27.65,58.54)	0.26 (0.17,0.36)	0.47 (-0.03,0.96)	3,629.40 (2,643.23,4,748.82)	27.89 (20.02,36.88)	1.16 (0.91,1.41)
<b>Seychelles</b>	5.21 (4.41,6.13)	4.53 (3.87,5.28)	0.46 (0.41,0.51)	0.09 (0.05,0.12)	0.09 (0.05,0.13)	1.29 (1.1,1.48)	16.32 (11.40,21.68)	13.85 (9.68,18.26)	0.5 (0.42,0.58)

<b>Sierra Leone</b>	241.98 (209.05,284.11)	4.58 (3.95,5.24)	0.46 (0.43,0.5)	6.86 (3.80,11.35)	0.22 (0.12,0.36)	0.94 (0.77,1.1)	573.85 (409.17,776.49)	12.91 (9.24,17.09)	0.66 (0.6,0.72)
<b>Singapore</b>	598.57 (505.35,696.86)	8.37 (7.14,9.67)	0.73 (0.66,0.79)	9.93 (6.53,21.28)	0.14 (0.09,0.29)	-0.84 (-1.67,0.01)	1,822.77 (1,250.27,2,461.38)	23.34 (15.90,31.49)	0.46 (0.35,0.58)
<b>Slovakia</b>	472.56 (405.58,541.88)	7.36 (6.36,8.42)	0.71 (0.65,0.77)	14.16 (5.86,20.50)	0.15 (0.06,0.22)	3.06 (1.9,4.24)	1,751.76 (1,231.01,2,339.41)	22.40 (15.67,30.09)	0.92 (0.8,1.03)
<b>Slovenia</b>	434.42 (384.31,488.23)	15.60 (13.92,17.70)	0.84 (0.81,0.87)	22.20 (10.85,31.83)	0.47 (0.24,0.68)	-0.35 (-0.77,0.08)	1,601.72 (1,159.21,2,086.96)	45.26 (32.46,59.51)	0.47 (0.37,0.57)
<b>Solomon Islands</b>	30.64 (26.62,35.67)	4.94 (4.34,5.67)	0.4 (0.35,0.45)	0.58 (0.33,0.88)	0.20 (0.11,0.30)	1.28 (1.08,1.47)	88.90 (62.39,116.23)	18.90 (13.53,24.77)	0.62 (0.51,0.73)
<b>Somalia</b>	2,126.29 (1,872.13,2,399.80)	20.45 (18.17,22.99)	0.19 (0.11,0.27)	31.09 (13.32,54.23)	0.62 (0.23,1.07)	-0.57 (-0.65,-0.49)	4,161.64 (3,008.49,5,605.48)	52.02 (37.56,69.42)	-0.07 (-0.11,-0.03)
<b>South Africa</b>	11,128.81 (9,972.46,12,452.26)	19.29 (17.25,21.47)	-0.15 (-0.23,-0.08)	302.12 (253.00,436.62)	0.75 (0.62,1.09)	-1.32 (-1.97,-0.67)	31,797.94 (24,071.39,40,803.82)	62.02 (47.30,79.03)	-0.78 (-0.99,-0.57)
<b>South Sudan</b>	933.46 (826.74,1,062.23)	16.20 (14.50,18.15)	0.22 (0.17,0.28)	13.05 (6.65,21.33)	0.44 (0.21,0.69)	-0.87 (-0.96,-0.78)	1,819.23 (1,307.03,2,437.99)	39.85 (29.02,53.20)	-0.03 (-0.07,0.01)
<b>Spain</b>	8,040.13 (7,400.16,8,692.74)	12.88 (11.94,13.96)	0.47 (0.45,0.49)	346.50 (260.12,583.06)	0.33 (0.25,0.56)	-0.06 (-0.35,0.23)	26,429.36 (19,443.98,34,236.00)	35.66 (25.94,46.46)	0.22 (0.16,0.28)
<b>Sri Lanka</b>	1,135.50 (978.62,1,321.53)	4.76 (4.09,5.53)	0.56 (0.52,0.6)	19.37 (11.86,29.20)	0.08 (0.05,0.12)	-0.29 (-0.66,0.07)	3,575.08 (2,485.91,4,824.26)	14.23 (9.85,19.29)	0.46 (0.39,0.53)
<b>Sudan</b>	1,542.06 (1,316.83,1,828.55)	4.20 (3.63,4.84)	0.95 (0.92,0.98)	17.07 (9.33,26.88)	0.10 (0.05,0.15)	0.87 (0.81,0.94)	3,752.20 (2,636.69,5,137.59)	13.36 (9.63,17.86)	0.91 (0.85,0.96)
<b>Suriname</b>	45.68 (39.38,53.37)	7.68 (6.65,8.95)	0.77 (0.73,0.81)	1.15 (0.81,1.52)	0.22 (0.15,0.29)	-0.23 (-0.95,0.5)	143.65 (101.58,189.72)	23.55 (16.80,31.29)	0.62 (0.46,0.78)
<b>Sweden</b>	3,078.64 (2,827.88,3,345.28)	21.39 (19.69,23.28)	0.12 (0.09,0.16)	138.14 (89.90,186.53)	0.56 (0.37,0.76)	-1.63 (-1.82,-1.43)	9,022.54 (6,739.65,11,727.26)	54.00 (39.44,70.86)	-0.29 (-0.36,-0.23)
<b>Switzerland</b>	2,139.16 (1,921.36,2,405.87)	17.69 (15.72,20.01)	0.25 (0.21,0.3)	71.04 (36.67,92.42)	0.35 (0.19,0.44)	-2.03 (-2.27,-1.8)	6,198.40 (4,443.48,8,128.62)	44.12 (30.96,58.72)	-0.16 (-0.26,-0.07)
<b>Syrian Arab Republic</b>	740.77 (628.40,870.74)	5.00 (4.25,5.87)	0.99 (0.94,1.05)	7.67 (4.80,10.59)	0.07 (0.05,0.10)	0.28 (0.04,0.54)	2,072.97 (1,415.87,2,802.05)	14.66 (10.10,19.72)	0.81 (0.72,0.9)
<b>Taiwan (Province of China)</b>	3,458.53 (3,409.85,3,507.94)	10.44 (10.23,10.70)	0.11 (0.09,0.12)	126.76 (69.38,175.79)	0.32 (0.18,0.45)	-2.08 (-2.47,-1.69)	11,228.73 (8,060.59,14,545.18)	30.54 (21.85,39.73)	-0.45 (-0.56,-0.33)
<b>Tajikistan</b>	962.36 (838.03,1,117.40)	11.44 (10.07,13.08)	0.58 (0.55,0.61)	26.74 (18.83,34.50)	0.65 (0.47,0.83)	1.66 (1.04,2.28)	2,868.70 (2,143.08,3,704.60)	41.71 (31.81,52.75)	0.73 (0.64,0.82)
<b>Thailand</b>	9,036.42 (7,840.59,10,378.62)	9.60 (8.37,10.98)	0.42 (0.34,0.49)	204.75 (141.36,316.59)	0.21 (0.14,0.32)	-0.95 (-1.23,-0.67)	27,535.92 (19,786.65,36,593.80)	27.78 (19.93,36.94)	0.09 (-0.01,0.19)
<b>Timor-Leste</b>	53.22 (46.11,61.57)	4.83 (4.22,5.52)	0.58 (0.56,0.6)	1.44 (0.86,1.97)	0.20 (0.12,0.27)	1.53 (1.45,1.61)	150.50 (107.78,199.44)	15.92 (11.60,20.97)	0.73 (0.66,0.8)
<b>Togo</b>	249.84 (212.86,292.97)	4.57 (3.95,5.23)	0.36 (0.33,0.39)	6.98 (3.78,10.76)	0.25 (0.14,0.39)	0.94 (0.72,1.15)	600.36 (428.87,795.44)	13.62 (9.85,17.84)	0.57 (0.5,0.64)
<b>Tokelau</b>	0.06	4.29	0.58	0.00	0.16	0.36	0.21	15.67	0.46

	(0.05,0.07)	(3.68,4.98)	(0.49,0.67)	(0.00,0.00)	(0.07,0.24)	(0.22,0.5)	(0.15,0.28)	(11.04,20.75)	(0.36,0.56)
<b>Tonga</b>	4.25 (3.63,4.97)	4.41 (3.79,5.14)	0.31 (0.26,0.37)	0.13 (0.06,0.18)	0.16 (0.08,0.24)	1.05 (0.84,1.27)	13.90 (9.80,18.41)	16.13 (11.41,21.41)	0.44 (0.35,0.54)
<b>Trinidad and Tobago</b>	232.28 (207.65,259.38)	14.68 (13.18,16.48)	0.61 (0.55,0.68)	12.88 (9.02,23.38)	0.74 (0.52,1.34)	-0.62 (-1.21,-0.03)	834.02 (611.83,1,122.78)	47.75 (35.05,64.08)	0.28 (-0.01,0.56)
<b>Tunisia</b>	633.12 (540.94,736.87)	5.01 (4.26,5.83)	0.99 (0.98,1)	9.15 (5.27,13.90)	0.08 (0.04,0.12)	1.31 (1.19,1.43)	1,992.61 (1,377.64,2,743.35)	15.17 (10.45,20.77)	1 (0.95,1.06)
<b>Turkey</b>	10,701.48 (9,656.16,11,830.76)	11.35 (10.27,12.51)	1.25 (1.19,1.31)	259.61 (188.07,397.68)	0.31 (0.22,0.47)	-1.17 (-1.39,-0.95)	32,813.13 (24,231.49,42,623.65)	35.42 (26.20,45.94)	0.53 (0.42,0.63)
<b>Turkmenistan</b>	355.44 (307.91,409.23)	6.91 (6.03,7.90)	0.81 (0.73,0.89)	4.61 (2.01,6.78)	0.13 (0.05,0.20)	2.71 (2.43,2.99)	1,016.36 (710.74,1,373.41)	21.38 (14.99,28.82)	0.98 (0.91,1.05)
<b>Tuvalu</b>	0.49 (0.42,0.57)	4.07 (3.49,4.76)	0.33 (0.31,0.35)	0.02 (0.01,0.03)	0.18 (0.08,0.28)	0.33 (0.24,0.43)	1.74 (1.22,2.30)	15.62 (10.93,20.58)	0.29 (0.23,0.35)
<b>Uganda</b>	3,461.26 (3,090.53,3,935.07)	16.15 (14.48,17.99)	0.61 (0.57,0.65)	58.13 (26.97,87.09)	0.53 (0.22,0.78)	-0.11 (-0.26,0.05)	7,000.40 (5,079.48,9,242.47)	41.58 (30.65,54.81)	0.44 (0.39,0.49)
<b>Ukraine</b>	2,690.67 (2,382.26,3,045.73)	5.42 (4.82,6.12)	0.19 (0.08,0.3)	124.15 (39.52,182.05)	0.17 (0.05,0.24)	4.16 (3.73,4.59)	12,064.79 (8,516.27,15,995.49)	19.19 (13.68,25.45)	0.68 (0.55,0.82)
<b>United Arab Emirates</b>	571.31 (454.79,718.26)	4.80 (4.13,5.57)	0.88 (0.8,0.97)	3.02 (1.66,4.86)	0.08 (0.04,0.16)	0.14 (-0.75,1.04)	1,484.46 (973.38,2,033.56)	14.00 (9.62,18.47)	0.69 (0.57,0.82)
<b>United Kingdom</b>	21,100.59 (19,158.98,23,236.40)	23.59 (21.45,25.87)	-0.28 (-0.36,-0.21)	1,054.73 (711.96,1,425.87)	0.76 (0.53,1.04)	-2.38 (-2.64,-2.12)	66,660.84 (50,538.39,85,074.24)	64.09 (47.93,82.25)	-0.89 (-0.97,-0.81)
<b>United Republic of Tanzania</b>	6,168.85 (5,480.81,6,962.70)	17.86 (15.93,19.93)	0.57 (0.53,0.6)	108.33 (48.39,169.66)	0.54 (0.22,0.84)	-0.48 (-0.61,-0.34)	12,887.90 (9,427.85,17,052.05)	45.77 (33.52,60.97)	0.33 (0.23,0.43)
<b>United States of America</b>	92,847.57 (85,088.22,101,348.49)	21.32 (19.78,23.12)	0.55 (0.52,0.58)	3,060.68 (2,296.60,4,685.29)	0.52 (0.40,0.80)	0.04 (-0.19,0.27)	257,883.56 (192,869.73,328,514.77)	53.50 (39.55,68.35)	0.39 (0.36,0.43)
<b>United States Virgin Islands</b>	11.86 (10.30,13.60)	10.37 (8.94,12.09)	0.78 (0.76,0.8)	0.50 (0.32,0.70)	0.34 (0.22,0.48)	0.01 (-0.22,0.25)	45.24 (32.24,59.83)	32.36 (22.91,43.24)	0.65 (0.58,0.72)
<b>Uruguay</b>	508.53 (455.13,570.99)	12.72 (11.26,14.47)	0.79 (0.77,0.8)	28.74 (21.47,53.54)	0.47 (0.36,0.86)	-1.56 (-2.7,-0.41)	1,761.35 (1,282.82,2,316.15)	38.47 (27.83,50.90)	0.54 (0.19,0.9)
<b>Uzbekistan</b>	7,167.07 (6,392.31,7,982.52)	20.49 (18.48,22.59)	0.56 (0.48,0.63)	122.61 (90.68,195.85)	0.64 (0.48,1.07)	-1.05 (-1.47,-0.63)	21,247.20 (15,500.48,27,503.57)	71.70 (52.79,92.37)	-0.05 (-0.21,0.11)
<b>Vanuatu</b>	11.84 (10.21,13.90)	4.30 (3.74,4.97)	0.23 (0.2,0.26)	0.27 (0.14,0.43)	0.16 (0.08,0.26)	1.39 (1.2,1.58)	34.74 (24.34,46.54)	15.52 (10.97,20.43)	0.5 (0.44,0.56)
<b>Venezuela (Bolivarian Republic of)</b>	6,421.17 (5,985.96,6,839.23)	21.02 (19.64,22.31)	0.71 (0.67,0.75)	253.52 (174.38,462.33)	0.91 (0.63,1.68)	-0.62 (-1.29,0.05)	19,779.35 (14,606.65,25,663.17)	66.11 (48.93,86.46)	0.3 (0.07,0.53)
<b>Viet Nam</b>	6,148.64 (5,286.25,7,109.69)	5.63 (4.88,6.48)	0.77 (0.75,0.79)	198.40 (114.64,290.61)	0.24 (0.14,0.36)	1.38 (1.36,1.4)	19,649.93 (14,229.72,25,909.09)	19.12 (13.94,24.95)	0.85 (0.81,0.9)
<b>Yemen</b>	1,018.68 (865.48,1,211.63)	3.75 (3.23,4.37)	0.6 (0.57,0.64)	14.06 (8.10,20.29)	0.12 (0.07,0.17)	1.2 (1.14,1.26)	2,511.47 (1,734.83,3,349.81)	12.50 (8.86,16.44)	0.7 (0.64,0.77)
<b>Zambia</b>	2,178.95 (1,960.32,2,438.37)	20.81 (18.90,22.98)	0.84 (0.71,0.96)	32.29 (16.14,44.78)	0.62 (0.29,0.85)	-0.39 (-0.59,-0.2)	4,236.42 (3,166.38,5,543.81)	52.99 (39.41,68.65)	0.49 (0.36,0.61)

<b>Zimbabwe</b>	876.56 (757.12,1,025.01)	7.18 (6.32,8.20)	-0.02 (-0.06,0.02)	27.23 (16.19,41.63)	0.41 (0.25,0.63)	0.84 (0.61,1.08)	2,573.66 (1,874.16,3,363.11)	27.31 (20.17,35.56)	0.31 (0.18,0.45)
-----------------	-----------------------------	---------------------	-----------------------	------------------------	---------------------	---------------------	---------------------------------	------------------------	---------------------

For peer review only



**Table S9.** The numbers (2019), ASRs per 100,000 (2019), and AAPCs (1990-2019) in incidence and DALY for OA in 204 countries.

Characteristic	Incident cases			DALYs		
	Numbers (95% UI)	ASIR (95% UI)	AAPC (95% CI)	Numbers (95% UI)	Age-standardized DALYs rate (95% UI)	AAPC (95% CI)
Afghanistan	3,204.56(2,238.41,4,278.77)	391.15(346.11,441.81)	0.26(0.25,0.27)	22,313.31(11,328.70,44,225.68)	163.91 (83.1,326.42)	0.28(0.27,0.3)
Albania	954.98(683.95,1,256.49)	392.95(351.47,441.13)	0.23(0.22,0.24)	7,230.79(3,604.27,14,298.22)	171.67 (85.9,339.92)	0.24(0.23,0.26)
Algeria	6,391.45(4,425.62,8,496.22)	427.50(377.95,478.56)	0.33(0.32,0.34)	65,451.98(32,760.09,129,991.48)	185.12 (92.93,369.39)	0.35(0.34,0.36)
American Samoa	8.95(6.36,11.89)	461.97(408.42,515.65)	0.29(0.27,0.3)	100.85(50.15,204.33)	197.83 (98.09,398.87)	0.28(0.26,0.3)
Andorra	50.24(35.30,68.59)	646.05(568.75,734.46)	0.17(0.14,0.2)	449.81(229.26,912.19)	320.7 (163.4,651.97)	0.19(0.16,0.23)
Angola	5,597.19(4,109.40,7,382.98)	437.94(389.41,495.15)	0.23(0.23,0.24)	24,126.15(12,163.93,48,139.26)	197.77 (100.6,390.33)	0.25(0.24,0.26)
Antigua and Barbuda	38.12(27.86,49.91)	471.76(419.21,527.05)	0.22(0.21,0.23)	215.05(107.75,431.43)	203.23 (102.13,408.34)	0.21(0.19,0.22)
Argentina	19,620.88(14,733.99,25,177.71)	614.45(547.66,697.48)	0.27(0.24,0.3)	156,881.77(79,843.59,312,317.03)	298.32 (151.85,594.44)	0.29(0.28,0.29)
Armenia	997.24(698.11,1,340.09)	416.39(371.04,471.61)	0.23(0.22,0.23)	8,002.62(4,072.40,15,978.51)	193.15 (98.05,386.94)	0.22(0.21,0.23)
Australia	18,831.32(13,947.22,24,197.66)	648.75(576.00,733.27)	0.33(0.31,0.36)	120,567.17(60,987.44,242,883.07)	312.92 (158.36,633.98)	0.34(0.28,0.39)
Austria	5,032.81(3,685.16,6,570.04)	628.64(557.25,712.59)	0.14(0.11,0.17)	49,589.88(25,230.45,99,414.54)	306.9 (155.39,620.12)	0.18(0.14,0.22)
Azerbaijan	2,287.67(1,565.92,3,175.58)	429.80(382.22,486.24)	0.18(0.08,0.28)	20,439.04(10,356.56,41,497.28)	202.76 (102.93,409)	0.12(-0.02,0.26)
Bahamas	155.14(111.62,206.73)	484.03(429.85,542.89)	0.17(0.17,0.17)	863.07(429.02,1,751.21)	210.61 (104.54,430.07)	0.16(0.16,0.17)
Bahrain	421.40(301.84,562.92)	434.38(384.22,483.10)	0.23(0.21,0.24)	2,504.86(1,248.27,4,957.31)	188.71 (94.96,375.54)	0.22(0.21,0.24)
Bangladesh	73,226.40(54,470.30,96,824.93)	393.10(351.69,440.11)	0.26(0.26,0.27)	224,201.26(114,120.04,443,967.56)	166.84 (85.41,331.66)	0.29(0.28,0.31)
Barbados	207.31(151.66,269.32)	485.47(433.08,543.36)	0.19(0.18,0.19)	1,018.11(511.90,2,029.57)	211.25 (106.25,420.29)	0.18(0.17,0.2)
Belarus	2,590.73(1,804.15,3,557.11)	480.02(427.48,543.31)	0.17(0.17,0.18)	34,965.55(17,679.56,69,355.82)	223.98 (113.49,442.67)	0.18(0.17,0.19)
Belgium	6,788.13(4,997.20,8,859.57)	595.27(528.98,672.20)	0.15(0.12,0.18)	58,294.01(29,774.62,115,123.53)	285.45 (145.75,565.37)	0.15(0.13,0.17)
Belize	133.07(97.27,175.71)	488.32(433.67,547.41)	0.32(0.3,0.33)	613.49(304.51,1,230.74)	211.72 (105.85,422.34)	0.32(0.3,0.33)
Benin	814.48(573.77,1,082.03)	468.30(414.45,530.65)	0.25(0.25,0.26)	10,998.36(5,533.94,21,555.71)	212.76 (107.45,418.78)	0.3(0.29,0.31)
Bermuda	35.42(25.34,46.93)	497.10(441.29,559.56)	0.11(0.1,0.11)	269.16(135.86,542.19)	219.02 (110.47,442.51)	0.1(0.09,0.11)
Bhutan	341.72(247.41,456.58)	414.48(369.82,466.58)	0.3(0.29,0.31)	1,039.97(527.22,2,086.78)	178.28 (90.5,357.67)	0.33(0.31,0.34)
Bolivia (Plurinational State of)	4,951.72(3,678.60,6,424.89)	477.44(424.73,535.20)	0.29(0.29,0.3)	19,007.00(9,550.12,38,247.75)	208.89 (105.17,418.62)	0.32(0.31,0.33)
Bosnia and Herzegovina	1,930.56(1,413.04,2,520.25)	395.44(352.86,445.40)	0.23(0.22,0.24)	9,948.97(5,003.67,19,739.79)	170.97 (86.47,336.24)	0.22(0.21,0.24)
Botswana	950.12(703.50,1,246.20)	492.86(438.27,555.16)	0.31(0.31,0.32)	3,365.57(1,721.49,6,799.58)	225.75 (115.93,454.05)	0.28(0.27,0.29)
Brazil	103,504.87(75,336.62,133,453.79)	483.69(428.91,542.26)	0.28(0.27,0.29)	497,542.54(249,691.82,985,231.37)	206.16 (103.59,407.83)	0.33(0.32,0.35)
Brunei Darussalam	130.27(94.39,173.49)	686.30(610.76,775.51)	0.21(0.17,0.25)	1,139.73(577.40,2,276.06)	335.18 (170.76,663.3)	0.23(0.21,0.25)
Bulgaria	2,165.95(1,539.16,2,907.14)	406.22(362.78,455.86)	0.12(0.11,0.14)	24,027.74(12,102.47,48,590.73)	177.68 (89.01,356.66)	0.14(0.13,0.15)
Burkina Faso	1,470.10(1,055.62,1,924.24)	453.87(402.33,512.83)	0.2(0.19,0.2)	19,995.19(10,080.67,39,054.39)	205.55 (104.49,402.29)	0.24(0.24,0.25)
Burundi	2,175.74(1,578.05,2,898.98)	413.54(367.42,465.79)	0.02(0.01,0.02)	9,075.22(4,570.31,17,874.96)	185.73 (94.2,365.72)	0.01(0.01,0.02)
Cabo Verde	57.81(39.07,78.37)	470.22(418.54,529.83)	0.2(0.19,0.21)	947.29(480.56,1,862.11)	215.42 (109.35,422.93)	0.23(0.22,0.24)
Cambodia	2,499.67(1,835.09,3,300.10)	321.32(282.07,359.21)	0.19(0.19,0.2)	16,581.94(8,201.87,33,482.40)	132.13 (65.6,265.07)	0.23(0.22,0.25)
Cameroon	2,187.52(1,513.72,2,918.46)	480.75(426.91,538.16)	0.15(0.14,0.15)	27,869.34(14,191.67,55,517.13)	218.16 (110.6,432.24)	0.17(0.16,0.19)
Canada	31,065.03(22,873.44,39,974.29)	537.14(468.59,623.32)	0.27(0.22,0.31)	177,239.88(89,976.87,360,128.28)	278.59 (140.59,567.98)	0.21(0.2,0.22)
Central African Republic	1,060.42(781.80,1,371.21)	422.15(375.89,475.26)	0.08(0.08,0.09)	4,414.02(2,251.62,8,771.09)	189.75 (97.09,373.88)	0.11(0.1,0.11)
Chad	890.71(642.21,1,185.36)	432.18(382.87,488.54)	0.1(0.09,0.1)	11,487.33(5,841.03,22,778.38)	193.19 (98.54,380.2)	0.08(0.07,0.09)

1							
2							
3							
4							
5	<b>Chile</b>	14,399.66(10,624.91,18,512.99)	624.25(554.39,707.65)	0.25(0.23,0.27)	72,290.26(36,869.57,145,450.96)	301.31 (153.5,605.84)	0.27(0.25,0.29)
6	<b>China</b>	774,272.09(588,395.27,980,702.35)	509.84(450.68,573.65)	0.25(0.19,0.31)	4,724,884.55(2,347,242.71,9,536,082.36)	224.78 (112.45,452.3)	0.28(0.22,0.34)
7	<b>Colombia</b>	24,488.37(17,981.78,31,969.98)	470.96(417.14,531.76)	0.25(0.24,0.27)	108,191.97(54,299.06,218,538.88)	203.81 (102.27,411.22)	0.29(0.28,0.3)
8	<b>Comoros</b>	234.97(170.77,311.97)	436.33(388.86,492.26)	0.14(0.13,0.15)	995.79(507.27,1,966.85)	198.19 (101.14,390.23)	0.17(0.16,0.18)
9	<b>Congo</b>	1,365.81(963.88,1,807.22)	450.94(400.69,508.58)	0.16(0.15,0.17)	5,834.84(2,958.24,11,504.85)	203.99 (103.32,403.32)	0.17(0.17,0.18)
10	<b>Cook Islands</b>	3.27(2.23,4.44)	463.50(410.42,516.68)	0.4(0.38,0.43)	49.13(24.71,98.88)	199.04 (100.3,402.4)	0.43(0.39,0.46)
11	<b>Costa Rica</b>	3,434.58(2,546.73,4,402.02)	480.42(426.90,541.45)	0.25(0.25,0.26)	10,832.34(5,415.68,21,554.79)	207.86 (103.84,414.18)	0.27(0.26,0.29)
12	<b>Croatia</b>	2,804.09(2,067.89,3,609.72)	406.00(362.57,455.23)	0.14(0.13,0.14)	14,225.73(7,207.88,28,541.10)	176.06 (89.04,346.62)	0.14(0.13,0.15)
13	<b>Cuba</b>	6,389.33(4,638.99,8,273.38)	471.99(420.59,532.11)	0.26(0.24,0.27)	38,006.06(19,079.92,76,458.86)	203.62 (102.71,408)	0.28(0.26,0.29)
14	<b>Cyprus</b>	1,020.67(752.26,1,316.35)	603.97(535.25,689.49)	0.18(0.14,0.22)	5,536.25(2,828.35,11,116.68)	292.43 (149.05,589.44)	0.21(0.2,0.23)
15	<b>Czechia</b>	4,382.21(3,104.59,5,801.98)	409.11(364.61,457.53)	0.18(0.17,0.18)	34,419.92(17,606.73,67,354.11)	177.09 (89.93,348.52)	0.18(0.18,0.19)
16	<b>Côte d'Ivoire</b>	1,764.20(1,251.29,2,335.31)	456.97(405.94,516.67)	0.16(0.16,0.17)	24,102.93(12,149.26,47,872.20)	206.61 (104.82,404.72)	0.21(0.2,0.22)
17	<b>Democratic People's Republic of Korea</b>	13,057.96(9,347.64,17,309.18)	463.30(411.56,520.49)	0.1(0.09,0.12)	68,292.77(34,037.92,137,697.93)	206.48 (103.05,414.37)	0.1(0.09,0.1)
18	<b>Democratic Republic of the Congo</b>	15,830.09(11,440.96,20,736.14)	427.04(378.08,479.04)	0.04(0.03,0.05)	73,280.12(37,274.21,143,850.29)	192.27 (98.79,375.11)	0.08(0.07,0.1)
19	<b>Denmark</b>	5,204.15(3,946.14,6,688.75)	600.37(532.36,684.01)	-0.03(-0.06,0)	30,500.51(15,440.58,60,975.94)	292.69 (147.71,591.13)	-0.07(-0.11,-0.04)
20	<b>Djibouti</b>	350.23(249.10,467.77)	438.64(389.62,493.58)	0.24(0.24,0.25)	1,331.55(667.70,2,638.72)	199.09 (100.91,393.93)	0.25(0.24,0.26)
21	<b>Dominica</b>	29.87(22.49,38.53)	468.74(417.83,527.55)	0.16(0.15,0.18)	180.19(91.11,362.40)	201.9 (102.11,405.65)	0.15(0.14,0.17)
22	<b>Dominican Republic</b>	2,716.36(1,942.42,3,603.71)	473.75(421.65,531.53)	0.31(0.29,0.33)	19,475.61(9,733.22,39,320.98)	205.99 (103.35,415.82)	0.35(0.33,0.36)
23	<b>Ecuador</b>	9,306.68(6,807.11,11,922.46)	546.12(492.82,600.88)	0.37(0.36,0.38)	38,388.58(19,295.91,75,579.18)	249.24 (125.06,490.71)	0.43(0.42,0.44)
24	<b>Egypt</b>	12,078.37(7,915.53,16,782.58)	432.80(383.20,484.50)	0.26(0.25,0.28)	127,343.97(62,957.72,254,833.15)	187.25 (93.64,377.13)	0.26(0.24,0.28)
25	<b>El Salvador</b>	2,155.77(1,520.33,2,884.40)	479.99(423.57,540.64)	0.3(0.29,0.31)	12,070.69(6,064.50,24,142.63)	206.38 (103.69,412.18)	0.32(0.3,0.33)
26	<b>Equatorial Guinea</b>	255.75(181.05,342.77)	467.33(416.80,525.00)	0.41(0.4,0.42)	1,091.48(552.76,2,166.06)	211.5 (107.18,418.02)	0.47(0.46,0.49)
27	<b>Eritrea</b>	1,495.89(1,082.88,1,973.17)	420.78(372.97,474.15)	0.13(0.12,0.14)	5,498.96(2,803.39,10,722.61)	189.96 (97.01,373.43)	0.13(0.12,0.14)
28	<b>Estonia</b>	1,097.94(813.90,1,395.33)	485.81(432.53,549.59)	0.17(0.15,0.18)	5,425.11(2,767.93,10,724.08)	227.15 (115.54,448.27)	0.19(0.17,0.2)
29	<b>Eswatini</b>	407.34(295.79,533.09)	504.78(450.39,567.53)	0.2(0.19,0.21)	1,403.01(717.32,2,831.98)	231.36 (118.1,462)	0.16(0.15,0.17)
30	<b>Ethiopia</b>	19,289.54(14,088.42,25,762.97)	436.39(388.01,493.74)	0.14(0.13,0.15)	84,378.28(42,946.69,167,022.57)	194.89 (99.24,382.4)	0.17(0.16,0.18)
31	<b>Fiji</b>	112.34(77.41,154.54)	437.08(387.21,490.36)	0.34(0.33,0.35)	1,500.15(748.30,3,027.61)	186.07 (93.34,372.78)	0.37(0.37,0.38)
32	<b>Finland</b>	6,884.37(5,109.82,8,842.70)	527.92(470.37,592.59)	0.15(0.13,0.17)	26,412.55(13,294.87,52,735.30)	243.62 (122.25,488.43)	0.13(0.11,0.15)
33	<b>France</b>	37,135.90(26,863.45,49,096.30)	549.48(489.76,619.91)	0.16(0.15,0.17)	312,561.48(158,076.20,625,928.00)	259.05 (130.26,515.29)	0.17(0.16,0.18)
34	<b>Gabon</b>	496.56(364.80,646.39)	474.10(421.71,533.20)	0.3(0.29,0.31)	2,403.02(1,206.55,4,783.61)	215.31 (108.86,425.64)	0.3(0.29,0.32)
35	<b>Gambia</b>	160.32(115.54,214.32)	458.80(406.85,519.73)	0.23(0.22,0.24)	2,063.36(1,035.64,4,107.80)	207.53 (104.6,411.05)	0.22(0.21,0.24)
36	<b>Georgia</b>	1,102.28(776.09,1,487.73)	435.97(388.89,495.81)	0.06(0.05,0.07)	12,031.62(6,077.64,24,096.45)	207.19 (104.23,414.89)	0.01(-0.01,0.04)
37	<b>Germany</b>	46,025.47(33,861.88,60,915.22)	516.02(461.53,578.52)	0.15(0.13,0.18)	398,600.96(200,643.70,806,389.93)	234.63 (118.4,469.69)	0.13(0.12,0.14)
38	<b>Ghana</b>	2,458.59(1,715.24,3,353.34)	471.01(418.09,530.82)	0.29(0.28,0.3)	36,782.74(18,730.62,73,370.17)	214.5 (109.58,423.83)	0.31(0.3,0.32)
39	<b>Greece</b>	5,110.71(3,628.73,6,803.00)	480.78(430.83,536.56)	0.16(0.09,0.23)	44,192.29(22,368.57,89,645.17)	212.63 (107.04,426.5)	0.21(0.14,0.27)
40	<b>Greenland</b>	29.86(22.34,38.93)	541.39(472.47,625.46)	0.26(0.24,0.29)	201.41(102.27,409.57)	274.15 (139.51,555.56)	0.18(0.17,0.19)
41	<b>Grenada</b>	27.84(19.18,36.97)	460.70(409.34,517.56)	0.22(0.22,0.23)	230.42(116.44,462.92)	198.5 (100.72,395.66)	0.23(0.22,0.24)
42	<b>Guam</b>	28.64(19.54,38.63)	452.71(399.88,503.39)	0.32(0.31,0.34)	383.65(189.84,774.31)	197.21 (97.93,397.26)	0.35(0.33,0.36)
43	<b>Guatemala</b>	6,430.99(4,795.54,8,386.78)	456.89(405.13,512.44)	0.29(0.28,0.3)	21,804.18(11,004.95,43,387.04)	194.24 (98.03,387.39)	0.31(0.3,0.32)
44	<b>Guinea</b>	880.95(638.24,1,150.32)	446.46(395.82,505.31)	0.14(0.13,0.14)	11,443.06(5,833.32,22,779.88)	200.78 (102.03,397.16)	0.14(0.13,0.15)
45							
46							
47							
48							
49							
50							
51							
52							
53							
54							
55							
56							
57							
58							
59							
60							

1							
2							
3							
4							
5	<b>Guinea-Bissau</b>	128.93(93.29,168.63)	446.60(397.20,502.82)	0.13(0.12,0.13)	1,545.62(785.64,3,059.71)	201.68 (103.46,397.25)	0.15(0.15,0.16)
6	<b>Guyana</b>	179.78(127.44,235.82)	465.04(412.47,523.46)	0.24(0.23,0.25)	1,299.48(650.42,2,581.52)	198.19 (99.56,391.73)	0.26(0.25,0.27)
7	<b>Haiti</b>	3,471.75(2,468.98,4,560.95)	428.08(379.01,483.41)	0.17(0.17,0.18)	13,194.39(6,552.20,26,939.87)	180.32 (90.63,368.01)	0.16(0.15,0.18)
8	<b>Honduras</b>	6,266.99(4,646.27,8,048.07)	460.70(409.68,518.31)	0.27(0.26,0.28)	12,329.29(6,255.35,24,589.81)	197.25 (99,394.18)	0.29(0.27,0.3)
9	<b>Hungary</b>	5,463.83(4,000.44,7,079.96)	413.74(369.10,464.69)	0.14(0.13,0.15)	32,461.17(16,263.33,65,469.55)	180.61 (90.26,362.61)	0.17(0.16,0.19)
10	<b>Iceland</b>	169.15(121.69,223.85)	718.28(629.78,819.21)	0.09(-0.02,0.2)	1,900.84(959.43,3,802.49)	366 (185.84,727.24)	0.08(0.05,0.12)
11	<b>India</b>	608,654.23(471,555.30,762,236.77)	430.04(382.62,481.91)	0.28(0.27,0.29)	2,117,084.06(1,066,597.96,4,229,735.21)	180.21 (91.12,360.7)	0.33(0.32,0.34)
12	<b>Indonesia</b>	37,364.49(27,864.69,48,180.48)	337.87(299.56,376.41)	0.31(0.29,0.32)	327,077.46(162,642.41,658,051.57)	138.66 (68.73,279.87)	0.35(0.34,0.36)
13	<b>Iran (Islamic Republic of)</b>	15,365.80(10,876.54,20,208.52)	445.04(395.92,501.86)	0.24(0.23,0.26)	149,354.27(75,489.54,293,269.60)	195.27 (98.67,381.01)	0.26(0.24,0.28)
14	<b>Iraq</b>	5,247.80(3,609.75,7,184.54)	425.84(378.79,475.45)	0.15(0.14,0.16)	45,113.50(22,709.48,89,016.55)	183.82 (92.73,367.26)	0.18(0.17,0.19)
15	<b>Ireland</b>	5,146.97(3,811.29,6,582.02)	564.51(503.60,636.22)	0.17(0.14,0.21)	19,059.64(9,683.89,37,925.19)	265.27 (135.44,526.99)	0.17(0.17,0.18)
16	<b>Israel</b>	3,229.82(2,299.93,4,280.12)	611.80(542.74,694.98)	0.13(0.09,0.17)	32,806.34(16,602.93,65,850.41)	298.87 (151.72,601.76)	0.15(0.13,0.17)
17	<b>Italy</b>	39,605.02(29,588.00,50,839.88)	543.54(484.74,613.82)	0.09(0.07,0.11)	313,516.20(158,871.44,621,282.61)	249.18 (126.2,494.66)	0.12(0.1,0.14)
18	<b>Jamaica</b>	927.94(656.11,1,268.08)	469.75(419.04,526.24)	0.24(0.24,0.25)	6,055.96(3,051.08,11,982.16)	202.77 (102.01,401.31)	0.25(0.23,0.26)
19	<b>Japan</b>	98,687.02(73,542.04,126,828.88)	645.28(575.41,724.99)	0.15(0.12,0.19)	893,674.46(452,866.41,1,784,591.80)	304.67 (153.77,607.84)	0.24(0.18,0.31)
20	<b>Jordan</b>	1,487.28(996.70,2,044.12)	437.70(389.54,489.42)	0.32(0.31,0.33)	13,920.23(6,963.52,27,536.45)	191.28 (95.19,383.94)	0.35(0.34,0.37)
21	<b>Kazakhstan</b>	10,146.45(7,065.91,13,762.34)	431.09(384.67,488.41)	0.16(0.15,0.16)	35,804.37(18,204.53,71,001.74)	200.49 (101.8,396.67)	0.14(0.13,0.15)
22	<b>Kenya</b>	11,926.10(8,748.00,15,540.52)	455.14(405.13,514.26)	0.18(0.17,0.19)	47,930.16(24,292.21,94,462.84)	203.46 (103.22,399.35)	0.2(0.19,0.2)
23	<b>Kiribati</b>	13.05(9.05,17.54)	422.24(372.89,474.57)	0.26(0.25,0.27)	133.41(66.48,272.05)	179.15 (90.11,364.51)	0.29(0.27,0.31)
24	<b>Kuwait</b>	796.87(523.89,1,108.70)	451.57(400.39,505.66)	0.34(0.32,0.36)	6,374.39(3,165.39,12,711.89)	196.69 (98.54,392.03)	0.32(0.3,0.33)
25	<b>Kyrgyzstan</b>	3,570.46(2,677.45,4,597.23)	404.45(361.33,459.69)	0.12(0.1,0.13)	9,034.50(4,571.31,18,079.79)	188.78 (95.48,376.91)	0.1(0.1,0.11)
26	<b>Lao People's Democratic Republic</b>	929.15(670.95,1,245.98)	325.75(287.90,364.72)	0.27(0.26,0.29)	6,356.17(3,132.18,12,847.97)	134.77 (66.72,272.05)	0.31(0.29,0.32)
27	<b>Latvia</b>	1,452.21(1,082.29,1,853.04)	485.43(432.82,549.71)	0.15(0.15,0.16)	8,226.85(4,189.51,16,293.08)	226.4 (114.34,445.6)	0.17(0.16,0.18)
28	<b>Lebanon</b>	893.78(628.26,1,210.92)	429.99(381.46,483.45)	0.35(0.33,0.36)	9,608.53(4,871.06,18,961.94)	185.74 (94.2,366.5)	0.36(0.35,0.38)
29	<b>Lesotho</b>	801.78(595.10,1,029.62)	476.66(424.57,538.10)	0.24(0.23,0.25)	2,867.02(1,470.17,5,716.01)	217.71 (111.79,434.16)	0.2(0.19,0.2)
30	<b>Liberia</b>	342.93(247.83,458.21)	466.60(414.69,522.87)	0.22(0.21,0.24)	4,698.39(2,388.61,9,294.93)	208.81 (107.19,410.41)	0.25(0.23,0.26)
31	<b>Libya</b>	1,011.95(700.01,1,372.90)	433.90(385.08,488.07)	0.24(0.23,0.25)	10,363.12(5,239.59,20,677.77)	187.6 (94.41,374.52)	0.23(0.22,0.23)
32	<b>Lithuania</b>	2,219.72(1,653.06,2,810.66)	436.74(390.48,492.39)	0.17(0.15,0.19)	10,277.21(5,196.79,20,381.45)	193.98 (97.85,382.9)	0.21(0.17,0.24)
33	<b>Luxembourg</b>	293.13(212.36,385.28)	561.35(501.47,633.38)	0.13(0.12,0.15)	2,530.55(1,275.33,5,036.50)	263.8 (133.38,524.73)	0.12(0.1,0.13)
34	<b>Madagascar</b>	5,339.66(3,859.92,6,934.36)	420.66(374.66,476.57)	0.1(0.1,0.11)	22,676.58(11,475.50,44,815.68)	190.02 (97.07,374.24)	0.13(0.12,0.14)
35	<b>Malawi</b>	3,773.82(2,760.03,4,974.49)	437.57(387.54,493.40)	0.18(0.17,0.19)	14,998.12(7,654.87,29,396.32)	197.96 (101.2,391.55)	0.2(0.19,0.21)
36	<b>Malaysia</b>	4,544.31(3,145.60,6,177.53)	354.16(313.34,396.68)	0.35(0.34,0.37)	41,779.08(20,439.38,83,953.86)	148.71 (72.97,299.71)	0.41(0.39,0.42)
37	<b>Maldives</b>	76.56(52.86,105.41)	333.59(294.21,374.24)	0.41(0.38,0.44)	487.92(240.75,983.79)	141.01 (69.53,284.42)	0.53(0.51,0.56)
38	<b>Mali</b>	1,433.54(1,014.95,1,893.75)	441.64(391.96,497.29)	0.16(0.15,0.16)	18,012.40(9,099.12,35,595.10)	199.02 (100.04,392.25)	0.18(0.17,0.18)
39	<b>Malta</b>	225.05(166.07,292.44)	563.72(501.95,633.55)	0.17(0.14,0.2)	2,235.91(1,125.36,4,476.49)	265.96 (134.2,530.15)	0.19(0.18,0.21)
40	<b>Marshall Islands</b>	8.60(6.14,11.60)	406.26(358.35,456.51)	0.31(0.29,0.34)	64.99(32.30,130.15)	169.49 (84.45,338.11)	0.3(0.28,0.32)
41	<b>Mauritania</b>	357.64(259.37,472.75)	479.07(424.33,541.09)	0.21(0.2,0.21)	4,739.73(2,413.83,9,458.22)	218.34 (111.09,432.37)	0.21(0.2,0.22)
42	<b>Mauritius</b>	384.61(275.26,510.67)	354.56(313.26,396.83)	0.32(0.32,0.33)	2,659.51(1,318.19,5,288.40)	147.85 (73.19,293.79)	0.34(0.33,0.36)
43	<b>Mexico</b>	102,187.70(78,727.27,130,521.66)	582.25(517.01,660.02)	0.3(0.29,0.3)	320,956.74(163,825.25,624,688.88)	266.69 (135.61,518.29)	0.37(0.32,0.42)
44	<b>Micronesia (Federated States of)</b>	16.08(11.58,21.36)	426.53(378.28,477.05)	0.27(0.26,0.28)	140.62(69.60,284.65)	181.86 (90.37,365.52)	0.28(0.26,0.3)
45	<b>Monaco</b>	15.32(10.82,20.71)	578.54(516.16,654.05)	0.12(0.1,0.14)	228.21(115.04,451.04)	272.83 (137.43,538.95)	0.12(0.1,0.14)
46							
47							
48							
49							
50							
51							
52							
53							
54							
55							
56							
57							
58							
59							
60							



1						
2						
3						
4						
5						
6						
7						
8						
9						
10						
11						
12						
13						
14						
15						
16						
17						
18						
19						
20						
21						
22						
23						
24						
25						
26						
27						
28						
29						
30						
31						
32						
33						
34						
35						
36						
37						
38						
39						
40						
41						
42						
43						
44						
45						
46						
47						
48						
49						
50						
51						
52						
53						
54						
55						
56						
57						
58						
59						
60						

1						
2						
3						
4						
5						
6						
7						
8						
9						
10						
11						
12						
13						
14						
15						
16						
17						
18						
19						
20						
21						
22						
23						
24						
25						
26						
27						
28						
29						
30						
31						
32						
33						
34						
35						
36						
37						
38						
39						
40						
41						
42						
43						
44						
45						
46						
47						
48						
49						
50						
51						
52						
53						
54						
55						
56						
57						
58						
59						
60						

<b>Venezuela (Bolivarian Republic of)</b>	19,779.35(14,606.65,25,663.17)	449.48(398.45,504.97)	0.24(0.23,0.24)	56,808.51(27,760.15,115,909.34)	189.7 (93.27,387.3)	0.27(0.26,0.28)
<b>Viet Nam</b>	19,649.93(14,229.72,25,909.09)	319.36(282.37,358.86)	0.21(0.2,0.21)	132,001.25(64,733.83,262,872.87)	132.86 (65.25,265.37)	0.23(0.22,0.25)
<b>Yemen</b>	2,511.47(1,734.83,3,349.81)	383.53(340.86,430.61)	0.24(0.23,0.25)	22,942.60(11,441.75,45,261.82)	163.66 (82.13,326.05)	0.23(0.22,0.25)
<b>Zambia</b>	4,236.42(3,166.38,5,543.81)	438.34(388.55,495.54)	0.15(0.15,0.16)	14,138.61(7,167.36,28,005.92)	197.9 (100.83,390.13)	0.18(0.17,0.19)
<b>Zimbabwe</b>	2,573.66(1,874.16,3,363.11)	462.14(411.24,520.92)	0.09(0.08,0.11)	15,665.69(7,983.88,30,936.28)	212.25 (108.27,418.58)	0.06(0.05,0.07)

For peer review only



**Table S10.** The numbers (2019), ASRs per 100,000 (2019), and AAPCs (1990-2019) in incidence and DALY for LBP in 204 countries.

Characteristic	Incident cases			DALYs		
	Numbers (95% UI)	ASIR (95% UI)	AAPC (95% CI)	Numbers (95% UI)	Age-standardized DALYs rate (95% UI)	AAPC (95% CI)
Afghanistan	781,631.07(677,351.32,895,750.23)	3,108.21(2,743.75,3,521.47)	0.02(0.02,0.02)	196,023.03(136,063.66,264,247.02)	803.62(567.98,1,075.42)	0.03(0.02,0.05)
Albania	134,797.04(119,403.09,153,322.25)	4,099.45(3,626.32,4,642.50)	-0.06(-0.06,-0.05)	38,226.20(26,774.73,51,601.05)	1,141.56(793.58,1,551.90)	-0.05(-0.06,-0.05)
Algeria	1,257,427.26(1,097,528.94,1,445,307.66)	3,081.24(2,713.31,3,497.96)	-0.06(-0.07,-0.06)	333,812.78(230,155.32,447,251.64)	816.54(567.81,1,093.97)	-0.07(-0.08,-0.07)
American Samoa	2,020.89(1,787.38,2,288.67)	3,840.08(3,422.71,4,330.18)	-0.01(-0.01,0.00)	514.43(363.57,687.67)	979.39(690.10,1,307.09)	-0.03(-0.04,-0.02)
Andorra	2,931.91(2,557.31,3,341.54)	2,770.49(2,428.05,3,139.11)	-0.01(-0.02,0.01)	1,164.78(809.61,1,587.07)	1,038.73(724.82,1,423.10)	-0.1(-0.11,-0.08)
Angola	557,122.86(483,950.15,637,857.06)	2,863.51(2,525.77,3,251.39)	-0.03(-0.04,-0.03)	141,489.59(99,470.64,190,546.67)	751.44(529.22,1,006.04)	-0.02(-0.02,-0.01)
Antigua and Barbuda	2,745.05(2,413.53,3,135.52)	2,720.99(2,402.38,3,084.44)	-0.04(-0.05,-0.04)	726.24(506.91,978.97)	713.01(500.07,955.74)	-0.06(-0.07,-0.05)
Argentina	1,165,772.86(1,021,129.24,1,329,341.74)	2,393.08(2,089.79,2,725.79)	-0.01(-0.02,0.01)	390,169.05(272,744.42,529,541.99)	791.93(551.83,1,073.57)	-0.07(-0.08,-0.06)
Armenia	120,087.38(106,099.43,135,986.33)	3,348.04(2,968.72,3,786.60)	-0.02(-0.03,-0.02)	32,970.07(23,553.72,44,381.19)	908.58(643.01,1,220.15)	0(-0.01,0)
Australia	796,532.20(698,694.03,904,485.30)	2,723.99(2,384.08,3,095.56)	-0.18(-0.2,-0.16)	298,624.33(209,363.52,402,395.10)	986.56(685.32,1,334.14)	-0.42(-0.45,-0.38)
Austria	288,856.18(253,261.76,328,518.21)	2,529.10(2,210.82,2,875.96)	-0.15(-0.19,-0.12)	105,627.16(75,640.61,142,806.99)	874.79(618.61,1,184.30)	-0.35(-0.37,-0.33)
Azerbaijan	341,777.56(298,651.36,392,073.70)	3,160.86(2,792.18,3,581.32)	0.00(0.00,0.01)	90,863.16(63,207.03,123,410.88)	836.71(586.07,1,129.28)	0.01(0,0.02)
Bahamas	11,256.52(9,853.17,12,828.75)	2,721.54(2,389.22,3,092.43)	-0.07(-0.08,-0.06)	2,973.35(2,089.56,4,006.41)	714.41(502.53,962.45)	-0.08(-0.09,-0.07)
Bahrain	51,265.09(43,818.11,59,720.79)	3,082.56(2,707.65,3,503.97)	-0.03(-0.04,-0.03)	13,741.79(9,477.10,18,768.91)	808.87(568.92,1,083.63)	-0.04(-0.06,-0.03)
Bangladesh	4,307,843.43(3,794,696.42,4,886,974.72)	2,858.23(2,520.53,3,237.56)	-0.22(-0.23,-0.21)	1,142,791.68(805,696.99,1,530,930.72)	761.02(536.28,1,022.91)	-0.26(-0.28,-0.25)
Barbados	10,332.16(9,127.39,11,793.40)	2,742.61(2,407.80,3,126.91)	-0.04(-0.04,-0.03)	2,758.06(1,927.39,3,705.58)	722.87(505.21,963.05)	-0.05(-0.05,-0.04)
Belarus	450,470.90(399,088.95,513,132.54)	3,660.82(3,237.43,4,136.45)	-0.03(-0.04,-0.02)	124,257.72(87,956.29,166,211.96)	992.12(702.88,1,325.31)	-0.02(-0.03,-0.02)
Belgium	393,941.29(347,786.37,447,216.75)	2,799.34(2,469.23,3,167.20)	-0.02(-0.07,0.03)	154,724.73(109,530.28,207,045.34)	1,043.62(734.22,1,407.39)	-0.11(-0.12,-0.1)
Belize	10,350.21(9,050.05,11,818.54)	2,769.13(2,442.15,3,145.13)	-0.03(-0.03,-0.02)	2,719.13(1,909.67,3,620.79)	733.44(515.27,982.16)	-0.03(-0.05,-0.01)
Benin	238,300.94(207,499.22,272,098.16)	2,857.22(2,527.32,3,235.79)	-0.01(-0.01,0)	61,224.80(42,988.26,82,276.95)	755.45(532.97,1,014.34)	0.02(0.01,0.02)
Bermuda	2,435.56(2,148.37,2,783.12)	2,769.05(2,431.93,3,141.97)	-0.06(-0.06,-0.05)	657.97(466.30,886.25)	735.09(514.16,987.14)	-0.06(-0.07,-0.06)
Bhutan	20,049.06(17,635.49,22,887.75)	2,869.05(2,537.67,3,249.31)	-0.06(-0.07,-0.06)	5,340.54(3,750.26,7,158.33)	766.64(541.28,1,037.86)	-0.04(-0.06,-0.03)
Bolivia (Plurinational State of)	287,382.46(252,523.76,326,926.66)	2,677.54(2,355.04,3,028.44)	-0.06(-0.06,-0.05)	75,174.22(52,502.97,100,384.21)	704.00(492.32,941.38)	-0.04(-0.06,-0.03)
Bosnia and Herzegovina	163,977.61(145,144.91,187,174.50)	3,793.67(3,352.83,4,289.48)	0.03(0.02,0.05)	44,681.49(31,591.25,60,102.86)	1,014.97(714.29,1,356.96)	0.06(0.05,0.07)
Botswana	50,105.55(43,880.75,57,626.07)	2,539.45(2,243.21,2,882.84)	-0.06(-0.07,-0.04)	12,695.95(8,915.52,17,094.33)	647.71(460.39,868.32)	-0.08(-0.08,-0.07)
Brazil	7,631,690.28(6,709,900.98,8,648,467.77)	3,242.47(2,859.43,3,665.58)	0.01(0.00,0.02)	2,044,102.33(1,441,813.54,2,715,670.05)	861.51(607.16,1,146.40)	0.04(0.03,0.05)
Brunei Darussalam	12,058.44(10,462.13,13,916.35)	2,675.12(2,343.90,3,033.82)	0.02(-0.03,0.06)	4,364.16(3,002.77,5,981.58)	966.82(672.30,1,317.15)	-0.02(-0.03,-0.01)
Bulgaria	382,244.33(337,709.61,433,890.99)	4,077.27(3,620.81,4,647.12)	-0.04(-0.04,-0.03)	108,064.32(76,756.77,145,840.38)	1,130.09(789.96,1,518.70)	-0.03(-0.03,-0.02)
Burkina Faso	428,057.75(373,947.23,489,261.09)	2,830.44(2,496.74,3,187.16)	0.05(0.04,0.06)	109,607.64(77,032.42,148,089.00)	746.30(526.11,1,002.42)	0.1(0.09,0.11)
Burundi	210,592.45(182,913.12,239,769.18)	2,767.87(2,451.35,3,138.90)	0.05(0.04,0.07)	53,420.85(37,701.97,71,174.13)	724.85(514.43,975.46)	0.08(0.07,0.09)
Cabo Verde	14,396.31(12,672.65,16,432.39)	2,776.92(2,447.85,3,149.30)	-0.01(-0.02,-0.01)	3,771.93(2,629.06,5,012.01)	730.61(512.84,975.04)	-0.02(-0.04,-0.01)
Cambodia	534,408.20(471,611.54,606,369.28)	3,596.19(3,197.66,4,072.36)	-0.2(-0.22,-0.19)	138,271.46(95,377.98,184,505.40)	930.58(647.10,1,239.65)	-0.23(-0.25,-0.22)
Cameroon	604,298.31(526,117.79,688,318.73)	2,946.96(2,593.39,3,341.13)	-0.03(-0.04,-0.02)	156,964.77(110,113.13,211,268.67)	784.92(550.13,1,051.23)	-0.03(-0.04,-0.01)
Canada	1,233,474.64(1,082,727.78,1,400,023.78)	2,710.70(2,374.73,3,066.83)	0.26(0.1,0.43)	476,173.05(335,648.76,641,763.23)	1,003.84(697.40,1,358.84)	0.31(0.17,0.46)
Central African Republic	104,867.20(91,196.69,119,989.88)	2,887.41(2,537.84,3,276.60)	-0.01(-0.01,-0.01)	26,665.98(18,702.82,35,920.30)	753.52(534.19,1,015.81)	0.01(0,0.02)
Chad	298,243.09(259,648.97,341,691.01)	2,990.69(2,651.90,3,379.57)	-0.01(-0.02,0)	76,847.32(54,136.42,104,458.52)	801.20(568.48,1,083.95)	-0.01(-0.02,0.01)
Chile	496,800.70(435,002.97,570,421.30)	2,378.95(2,066.89,2,712.05)	0.01(0,0.02)	166,912.76(115,673.97,226,315.97)	782.93(544.71,1,064.40)	-0.03(-0.04,-0.02)

China	40,158,356.95(35,369,447.69,45,809,146.32)	2,280.67(2,017.18,2,572.62)	-1.16(-1.23,-1.08)	10,334,104.36(7,329,879.14,14,004,811.71)	579.05(411.61,778.10)	-1.2(-1.28,-1.12)
Colombia	1,630,741.91(1,442,304.04,1,848,789.92)	3,192.39(2,827.64,3,616.83)	0.02(0.02,0.03)	454,710.42(317,352.20,609,186.22)	885.14(618.18,1,187.15)	0.07(0.06,0.09)
Comoros	17,135.24(15,039.17,19,537.02)	2,814.26(2,491.27,3,196.60)	0.02(0.01,0.04)	4,519.62(3,170.17,6,076.24)	749.89(530.25,996.89)	0.07(0.06,0.09)
Congo	114,429.89(100,180.60,131,313.95)	2,822.37(2,498.69,3,193.11)	-0.02(-0.03,-0.01)	29,330.28(20,291.93,39,387.22)	735.82(520.26,993.02)	0(-0.01,0.01)
Cook Islands	803.96(714.50,908.32)	3,841.17(3,413.96,4,324.33)	0(-0.01,0.01)	206.76(147.38,273.34)	985.41(697.35,1,314.06)	-0.01(-0.02,0)
Costa Rica	146,400.82(129,161.89,166,424.46)	2,872.69(2,533.41,3,257.43)	-0.09(-0.1,-0.08)	39,073.78(27,283.37,52,856.39)	761.55(532.33,1,028.92)	-0.11(-0.12,-0.1)
Croatia	231,826.69(205,231.68,262,408.68)	4,089.50(3,602.05,4,608.56)	-0.13(-0.15,-0.11)	65,105.65(45,754.72,88,041.65)	1,129.08(791.68,1,521.46)	-0.18(-0.21,-0.14)
Cuba	410,683.37(368,610.95,457,067.76)	2,818.43(2,521.05,3,136.02)	-0.12(-0.13,-0.1)	111,531.04(79,721.49,149,153.00)	753.07(539.46,1,003.73)	-0.15(-0.17,-0.13)
Cyprus	44,543.07(39,103.54,50,713.51)	2,854.19(2,510.80,3,223.26)	0.03(0.01,0.04)	17,937.63(12,600.07,24,327.15)	1,100.86(774.01,1,497.16)	0(-0.01,0.01)
Czechia	570,645.41(503,445.21,648,302.26)	4,075.61(3,612.97,4,605.00)	-0.08(-0.08,-0.07)	160,129.63(113,773.31,215,853.75)	1,125.00(784.83,1,522.15)	-0.07(-0.09,-0.05)
Côte d'Ivoire	531,447.89(462,721.08,612,080.67)	2,851.83(2,524.29,3,230.87)	0.04(0.04,0.05)	136,718.42(95,525.16,184,072.84)	750.09(532.56,1,007.27)	0.11(0.09,0.12)
Democratic People's Republic of Korea	988,042.54(872,824.64,1,123,533.28)	3,256.10(2,889.47,3,675.82)	-0.2(-0.2,-0.19)	256,843.68(181,228.60,341,309.74)	837.89(591.45,1,104.19)	-0.19(-0.2,-0.18)
Democratic Republic of the Congo	1,694,839.60(1,478,578.50,1,942,679.48)	2,855.10(2,530.18,3,235.81)	-0.04(-0.06,-0.02)	429,801.62(301,251.27,579,269.05)	744.77(523.97,1,003.76)	-0.01(-0.02,-0.01)
Denmark	183,946.29(157,686.81,216,998.57)	2,572.24(2,215.43,2,968.09)	-0.05(-0.07,-0.03)	94,669.92(66,888.61,127,328.04)	1,248.54(878.34,1,682.13)	-0.14(-0.17,-0.11)
Djibouti	24,843.93(21,607.32,28,624.64)	2,626.97(2,321.58,2,995.76)	-0.04(-0.05,-0.03)	6,382.56(4,417.68,8,607.08)	683.28(478.10,923.04)	-0.03(-0.05,-0.02)
Dominica	2,144.30(1,890.43,2,428.35)	2,738.98(2,409.00,3,107.63)	-0.09(-0.1,-0.09)	566.97(400.13,755.64)	719.65(508.48,964.84)	-0.12(-0.13,-0.11)
Dominican Republic	281,672.18(247,704.66,320,192.13)	2,675.93(2,355.95,3,031.76)	0.06(0.06,0.07)	73,563.27(51,487.62,98,967.03)	699.32(489.49,940.05)	0.08(0.05,0.1)
Ecuador	417,010.53(373,427.49,463,971.90)	2,470.52(2,218.62,2,744.10)	-0.14(-0.16,-0.12)	106,956.08(75,697.95,142,068.94)	634.85(450.36,842.92)	-0.19(-0.2,-0.17)
Egypt	2,738,367.95(2,402,635.87,3,135,984.39)	3,155.71(2,789.93,3,568.52)	0.04(0.04,0.05)	724,668.40(504,743.96,974,423.94)	842.94(590.66,1,130.06)	0.07(0.06,0.09)
El Salvador	182,160.40(160,718.00,206,783.42)	2,949.18(2,604.66,3,354.47)	0.04(0.03,0.04)	48,215.06(33,802.56,64,765.65)	782.00(552.09,1,054.20)	0.06(0.05,0.07)
Equatorial Guinea	26,523.06(22,845.48,30,350.91)	2,808.71(2,476.48,3,167.06)	-0.09(-0.1,-0.08)	6,685.58(4,689.84,8,991.21)	729.21(515.06,977.18)	-0.07(-0.09,-0.06)
Eritrea	115,482.04(99,599.81,132,866.17)	2,504.73(2,200.19,2,847.65)	0.12(0.11,0.12)	28,731.05(20,078.34,38,645.42)	636.16(448.98,852.07)	0.17(0.16,0.19)
Estonia	63,050.29(55,936.97,71,492.99)	3,537.78(3,135.02,3,997.22)	-0.02(-0.02,-0.01)	17,158.78(12,188.35,22,966.74)	944.68(665.07,1,274.12)	0.01(-0.01,0.02)
Eswatini	20,910.63(18,261.94,23,918.53)	2,450.68(2,154.71,2,778.39)	-0.07(-0.1,-0.04)	5,174.74(3,638.77,6,888.48)	614.68(439.82,825.12)	-0.13(-0.14,-0.11)
Ethiopia	1,845,491.24(1,606,008.54,2,112,834.13)	2,673.52(2,364.07,3,043.93)	-0.09(-0.11,-0.06)	469,908.18(326,669.07,624,485.96)	700.06(491.31,935.19)	-0.06(-0.08,-0.03)
Fiji	32,973.27(29,022.40,37,656.33)	3,809.06(3,365.95,4,313.78)	-0.06(-0.07,-0.05)	8,403.26(5,990.09,11,214.70)	967.91(689.28,1,291.15)	-0.1(-0.11,-0.1)
Finland	185,607.93(162,853.94,210,464.88)	2,624.04(2,296.73,2,954.41)	-0.07(-0.1,-0.04)	69,408.24(49,658.20,94,461.96)	930.21(651.98,1,250.37)	-0.17(-0.19,-0.16)
France	2,301,282.14(2,029,674.24,2,603,827.57)	2,838.49(2,500.05,3,196.99)	0.03(0.01,0.05)	927,416.15(653,330.11,1,259,722.68)	1,085.59(755.28,1,464.37)	0(-0.01,0.01)
Gabon	40,509.54(35,503.98,46,353.68)	2,802.20(2,470.96,3,184.14)	0(-0.02,0.01)	10,419.38(7,257.31,13,927.89)	728.71(511.17,977.32)	0(-0.01,0.01)
Gambia	43,157.34(37,480.82,49,239.91)	2,747.75(2,420.71,3,108.53)	-0.02(-0.03,0)	10,967.63(7,672.40,14,875.89)	714.31(503.41,961.88)	-0.04(-0.05,-0.02)
Georgia	137,699.54(122,075.26,156,632.41)	2,973.43(2,614.48,3,377.53)	0.02(0.01,0.04)	35,985.18(25,553.00,48,360.05)	767.98(544.02,1,030.40)	0.02(0,0.04)
Germany	3,226,524.26(2,841,666.78,3,661,208.26)	2,980.56(2,620.07,3,371.43)	-0.03(-0.05,-0.02)	1,352,408.39(944,971.32,1,805,632.52)	1,168.98(810.60,1,566.97)	-0.13(-0.15,-0.11)
Ghana	600,477.53(528,671.68,679,452.12)	2,448.10(2,178.80,2,740.07)	-0.07(-0.09,-0.05)	150,061.06(106,454.06,201,410.44)	618.97(438.21,831.69)	-0.07(-0.11,-0.04)
Greece	365,188.03(320,546.94,414,544.88)	2,714.68(2,371.48,3,090.64)	0.01(-0.03,0.05)	142,958.24(100,300.61,194,711.62)	998.49(695.20,1,356.85)	-0.02(-0.04,0)
Greenland	1,851.05(1,613.56,2,106.98)	2,930.15(2,566.62,3,318.03)	-0.1(-0.11,-0.08)	751.76(527.34,1,009.60)	1,152.32(811.76,1,547.75)	-0.22(-0.22,-0.21)
Grenada	3,071.14(2,695.42,3,501.35)	2,733.41(2,401.77,3,099.58)	-0.09(-0.1,-0.09)	811.88(570.90,1,088.39)	718.27(505.04,960.63)	-0.11(-0.12,-0.11)
Guam	6,784.84(6,030.77,7,668.60)	3,771.47(3,348.12,4,251.26)	0(-0.01,0.01)	1,750.46(1,235.53,2,333.97)	970.16(684.94,1,287.66)	-0.01(-0.02,0)
Guatemala	466,100.31(406,346.04,531,405.61)	3,008.93(2,659.05,3,388.50)	-0.01(-0.02,0)	122,813.54(85,276.91,165,256.45)	800.94(562.46,1,067.17)	0.02(0.01,0.03)

1							
2							
3							
4							
5	<b>Guinea</b>	243,173.61(212,650.61,276,982.69)	2,836.99(2,504.29,3,234.61)	0.02(0.02,0.03)	62,333.02(43,928.09,84,010.57)	748.30(531.11,1,004.19)	0.05(0.04,0.06)
6	<b>Guinea-Bissau</b>	36,003.50(31,290.47,41,215.27)	2,774.00(2,446.70,3,148.39)	-0.01(-0.01,0)	9,177.80(6,352.97,12,318.80)	725.13(510.80,964.85)	0(0,0.01)
7	<b>Guyana</b>	20,468.15(17,943.60,23,409.43)	2,748.71(2,426.18,3,120.79)	-0.04(-0.05,-0.03)	5,314.52(3,752.83,7,133.85)	714.25(505.36,953.74)	-0.04(-0.05,-0.03)
8	<b>Haiti</b>	289,471.15(252,895.52,331,111.39)	2,770.61(2,438.44,3,145.15)	-0.01(-0.02,0)	74,694.32(51,689.62,100,002.32)	723.10(512.98,967.03)	-0.01(-0.02,0)
9	<b>Honduras</b>	251,564.11(219,329.67,288,022.62)	2,955.28(2,595.97,3,353.76)	0(-0.01,0)	66,548.04(46,395.24,89,642.88)	790.30(548.93,1,068.77)	0.02(0.01,0.03)
10	<b>Hungary</b>	528,781.02(469,002.88,599,707.39)	4,107.21(3,649.54,4,625.92)	0.08(0.07,0.08)	150,027.08(106,405.99,201,774.65)	1,142.13(797.96,1,543.09)	0.15(0.14,0.17)
11	<b>Iceland</b>	11,356.17(9,965.12,12,882.07)	2,832.28(2,480.27,3,225.34)	-0.14(-0.16,-0.12)	4,491.09(3,153.35,6,074.17)	1,078.31(753.44,1,459.83)	-0.33(-0.34,-0.32)
12	<b>India</b>	29,625,621.09(26,011,120.94,33,743,475.91)	2,268.60(1,998.28,2,574.65)	-0.95(-1.01,-0.89)	7,504,141.56(5,315,995.81,10,033,075.50)	575.01(407.53,773.42)	-1.06(-1.13,-1)
13		)					
14	<b>Indonesia</b>	9,234,621.89(8,117,808.44,10,516,756.78)	3,575.98(3,172.39,4,034.52)	-0.24(-0.26,-0.22)	2,434,086.39(1,707,306.90,3,256,770.18)	936.01(657.51,1,246.56)	-0.2(-0.22,-0.19)
15	<b>Iran (Islamic Republic of)</b>	3,050,709.48(2,686,650.20,3,487,116.35)	3,492.98(3,092.55,3,949.54)	-0.3(-0.33,-0.26)	837,778.62(583,888.00,1,128,833.77)	951.92(668.92,1,275.17)	-0.34(-0.41,-0.28)
16	<b>Iraq</b>	1,079,909.42(949,881.57,1,240,335.86)	3,058.30(2,709.35,3,476.33)	-0.09(-0.1,-0.09)	279,601.19(193,899.45,377,242.67)	802.31(560.86,1,078.32)	-0.09(-0.1,-0.09)
17	<b>Ireland</b>	165,531.91(145,498.74,187,453.96)	2,923.48(2,567.89,3,326.49)	0(-0.02,0.01)	67,591.45(47,530.58,91,195.92)	1,145.71(802.03,1,543.36)	-0.07(-0.09,-0.05)
18	<b>Israel</b>	271,895.38(239,126.45,306,401.15)	2,828.50(2,484.61,3,200.87)	-0.01(-0.03,0.02)	104,356.37(73,223.17,140,471.54)	1,070.39(748.60,1,440.61)	-0.1(-0.11,-0.09)
19	<b>Italy</b>	2,487,894.09(2,186,301.07,2,827,095.31)	3,112.64(2,730.23,3,519.07)	-0.05(-0.08,-0.02)	912,014.87(643,684.15,1,232,233.72)	1,078.09(748.99,1,460.84)	-0.15(-0.17,-0.13)
20	<b>Jamaica</b>	83,800.68(73,840.97,95,494.05)	2,796.26(2,462.37,3,192.45)	-0.03(-0.04,-0.03)	22,313.45(15,737.14,29,747.57)	741.41(523.57,992.73)	-0.04(-0.05,-0.04)
21	<b>Japan</b>	5,520,721.51(4,858,046.79,6,269,887.36)	3,172.86(2,772.97,3,590.01)	-0.2(-0.25,-0.15)	2,108,843.40(1,494,752.40,2,860,549.02)	1,134.29(789.27,1,537.99)	-0.43(-0.47,-0.39)
22	<b>Jordan</b>	312,023.52(271,793.21,358,356.11)	3,094.64(2,725.90,3,511.31)	-0.04(-0.04,-0.03)	81,779.37(56,682.35,108,984.65)	819.77(570.51,1,091.22)	-0.04(-0.04,-0.03)
23	<b>Kazakhstan</b>	600,890.89(532,942.73,682,777.12)	3,232.34(2,875.60,3,654.17)	-0.06(-0.07,-0.06)	159,502.05(112,565.56,214,299.95)	856.68(606.81,1,151.53)	-0.07(-0.08,-0.06)
24	<b>Kenya</b>	998,193.48(869,463.63,1,140,469.18)	2,812.67(2,491.60,3,190.83)	-0.04(-0.05,-0.03)	255,500.70(179,017.78,339,534.55)	734.45(517.96,982.28)	-0.02(-0.03,-0.01)
25	<b>Kiribati</b>	3,825.58(3,366.43,4,354.88)	3,968.44(3,538.44,4,467.66)	0.12(0.1,0.13)	980.79(690.04,1,308.87)	1,024.17(718.98,1,362.93)	0.16(0.15,0.17)
26	<b>Kuwait</b>	147,166.77(126,464.61,171,814.29)	3,140.29(2,778.55,3,552.84)	-0.01(-0.01,0)	39,638.68(26,977.97,53,817.00)	835.65(589.30,1,121.03)	0(-0.02,0.01)
27	<b>Kyrgyzstan</b>	180,485.26(158,452.34,204,980.91)	3,123.88(2,754.44,3,527.10)	-0.07(-0.08,-0.06)	47,292.53(33,334.03,63,269.27)	824.58(586.27,1,106.83)	-0.08(-0.09,-0.07)
28	<b>Lao People's Democratic Republic</b>	211,094.42(186,033.51,240,583.94)	3,465.52(3,082.69,3,909.46)	-0.06(-0.07,-0.05)	54,216.52(37,804.65,72,387.85)	891.94(627.21,1,183.89)	-0.04(-0.05,-0.02)
29							
30	<b>Latvia</b>	96,329.30(85,356.25,109,172.14)	3,633.44(3,227.46,4,107.42)	-0.01(-0.01,0)	26,600.98(18,916.02,35,720.36)	981.38(693.65,1,320.36)	0.02(0.01,0.03)
31	<b>Lebanon</b>	150,707.83(132,418.64,171,751.01)	2,830.32(2,484.60,3,214.28)	-0.04(-0.04,-0.03)	38,867.48(27,267.08,52,121.39)	727.22(511.52,966.04)	-0.03(-0.04,-0.02)
32	<b>Lesotho</b>	42,557.97(37,094.70,48,552.18)	2,485.97(2,198.07,2,830.21)	-0.12(-0.13,-0.11)	10,661.92(7,543.23,14,223.91)	628.32(445.76,838.66)	-0.17(-0.2,-0.14)
33	<b>Liberia</b>	97,809.34(84,893.63,112,463.23)	2,776.20(2,445.51,3,134.69)	-0.02(-0.02,-0.01)	24,774.89(17,343.40,33,125.50)	716.06(507.21,957.85)	-0.02(-0.03,0)
34	<b>Libya</b>	210,984.85(183,586.05,243,607.58)	3,041.97(2,684.58,3,459.01)	-0.07(-0.08,-0.07)	55,476.05(38,325.63,75,269.63)	796.31(558.85,1,069.21)	-0.11(-0.12,-0.1)
35	<b>Lithuania</b>	140,606.25(124,831.74,159,766.30)	3,646.50(3,232.39,4,112.41)	-0.09(-0.09,-0.08)	38,853.59(27,645.36,52,059.94)	984.94(695.63,1,328.98)	-0.1(-0.12,-0.09)
36	<b>Luxembourg</b>	21,165.35(18,473.99,24,120.37)	2,832.96(2,478.61,3,210.10)	-0.03(-0.06,0.01)	8,492.76(6,005.57,11,390.66)	1,082.96(759.79,1,454.00)	-0.11(-0.12,-0.11)
37	<b>Madagascar</b>	500,686.30(434,821.02,575,211.55)	2,741.20(2,411.69,3,135.79)	-0.17(-0.18,-0.17)	128,415.39(89,304.25,172,439.11)	721.58(508.14,975.63)	-0.19(-0.2,-0.18)
38	<b>Malawi</b>	323,991.89(281,374.84,371,848.14)	2,691.20(2,364.28,3,061.30)	-0.12(-0.13,-0.12)	81,971.54(57,130.66,110,202.77)	702.48(492.19,944.72)	-0.12(-0.13,-0.12)
39	<b>Malaysia</b>	1,040,641.12(917,613.00,1,183,356.62)	3,371.55(2,991.28,3,810.94)	-0.07(-0.11,-0.02)	268,169.42(189,531.28,355,212.08)	864.24(611.47,1,147.30)	-0.06(-0.08,-0.03)
40	<b>Maldives</b>	15,064.93(13,108.80,17,453.17)	3,168.74(2,816.18,3,572.25)	-0.1(-0.1,-0.09)	3,845.70(2,637.60,5,202.29)	800.60(558.72,1,065.69)	-0.07(-0.09,-0.06)
41	<b>Mali</b>	364,273.60(318,756.94,417,070.39)	2,589.67(2,291.21,2,934.25)	0.15(0.14,0.16)	90,903.40(64,192.22,122,765.21)	664.95(468.30,888.11)	0.22(0.2,0.23)
42	<b>Malta</b>	16,586.21(14,627.18,18,842.08)	2,974.23(2,617.07,3,366.03)	0.02(-0.02,0.05)	7,105.55(5,024.85,9,599.59)	1,187.58(830.09,1,607.27)	-0.02(-0.04,0)
43	<b>Marshall Islands</b>	1,815.65(1,592.80,2,070.01)	3,735.85(3,324.55,4,210.86)	-0.08(-0.09,-0.07)	458.58(323.23,609.79)	944.44(669.38,1,252.26)	-0.12(-0.12,-0.11)
44	<b>Mauritania</b>	83,849.08(73,218.09,95,946.18)	2,790.88(2,462.78,3,165.08)	0.01(0,0.03)	21,597.26(15,074.59,29,247.85)	734.65(514.56,995.43)	0.03(0.01,0.04)
45	<b>Mauritius</b>	50,017.82(44,046.97,56,734.07)	3,208.38(2,829.87,3,612.93)	0(-0.01,0)	12,619.71(8,949.35,16,981.89)	801.10(563.30,1,075.88)	0(-0.01,0.02)
46							
47							
48							
49							
50							
51							
52							
53							
54							
55							
56							
57							
58							
59							
60							



1						
2						
3						
4						
5						
6						
7						
8						
9						
10						
11						
12						
13						
14						
15						
16						
17						
18						
19						
20						
21						
22						
23						
24						
25						
26						
27						
28						
29						
30						
31						
32						
33						
34						
35						
36						
37						
38						
39						
40						
41						
42						
43						
44						
45						
46						
47						
48						
49						
50						
51						
52						
53						
54						
55						
56						
57						
58						
59						
60						

<b>Saint Vincent and the Grenadines</b>	3,427.49(3,024.05,3,893.40)	2,718.85(2,397.95,3,075.67)	-0.05(-0.06,-0.05)	902.12(634.92,1,203.47)	711.05(498.67,949.54)	-0.07(-0.08,-0.07)
<b>Samoa</b>	7,164.05(6,315.71,8,068.73)	3,970.79(3,524.44,4,448.23)	-0.13(-0.13,-0.12)	1,845.98(1,303.42,2,465.24)	1,034.08(733.37,1,379.46)	-0.17(-0.19,-0.14)
<b>San Marino</b>	1,138.91(999.56,1,295.28)	2,787.07(2,442.88,3,174.29)	-0.03(-0.05,-0.01)	449.31(316.26,606.45)	1,044.13(735.81,1,416.09)	-0.14(-0.14,-0.13)
<b>Sao Tome and Principe</b>	4,161.38(3,622.22,4,771.59)	2,586.86(2,294.31,2,935.09)	0.04(0.03,0.05)	1,053.84(739.45,1,422.39)	664.15(467.04,893.06)	0.05(0.04,0.07)
<b>Saudi Arabia</b>	1,104,495.99(943,691.81,1,291,966.87)	3,071.75(2,708.84,3,479.18)	-0.01(-0.01,0)	291,698.87(199,992.24,397,000.24)	802.98(568.26,1,071.70)	0(-0.01,0.01)
<b>Senegal</b>	291,135.70(255,570.35,331,979.86)	2,622.30(2,309.71,2,967.96)	-0.03(-0.05,-0.01)	73,512.14(51,585.31,98,401.81)	674.29(473.02,909.82)	-0.03(-0.05,-0.01)
<b>Serbia</b>	452,981.45(400,643.55,514,424.00)	4,078.44(3,602.04,4,623.92)	-0.02(-0.03,-0.01)	126,999.05(89,142.01,170,742.79)	1,126.58(783.22,1,515.45)	-0.02(-0.03,0)
<b>Seychelles</b>	3,672.90(3,233.60,4,200.19)	3,248.30(2,879.90,3,679.23)	-0.13(-0.13,-0.12)	935.25(654.50,1,260.84)	818.37(578.24,1,100.91)	-0.16(-0.17,-0.16)
<b>Sierra Leone</b>	164,606.29(143,458.85,187,688.61)	2,801.96(2,484.55,3,174.98)	-0.1(-0.11,-0.09)	42,260.92(29,642.15,56,978.71)	735.07(521.01,993.25)	-0.1(-0.11,-0.1)
<b>Singapore</b>	165,762.32(143,055.46,190,636.12)	2,371.31(2,056.01,2,714.28)	-0.11(-0.15,-0.07)	57,265.13(40,455.92,78,642.74)	787.29(552.02,1,073.63)	-0.25(-0.29,-0.2)
<b>Slovakia</b>	279,993.85(247,913.72,320,289.80)	4,036.38(3,585.55,4,604.07)	-0.09(-0.09,-0.08)	78,493.45(55,513.75,106,443.92)	1,110.67(779.04,1,491.05)	-0.1(-0.11,-0.09)
<b>Slovenia</b>	109,411.92(96,908.39,123,980.72)	3,918.50(3,460.43,4,434.95)	-0.09(-0.11,-0.08)	30,339.49(21,196.57,40,785.57)	1,066.92(734.80,1,438.93)	-0.09(-0.09,-0.08)
<b>Solomon Islands</b>	18,667.41(16,308.27,21,396.24)	3,820.15(3,391.36,4,319.07)	0.04(0.04,0.05)	4,723.49(3,300.51,6,323.63)	977.60(686.77,1,298.42)	0.05(0.03,0.06)
<b>Somalia</b>	340,493.62(296,039.16,392,492.42)	2,778.73(2,444.31,3,153.48)	0.04(0.04,0.05)	86,432.28(60,300.62,115,883.19)	730.47(517.35,977.12)	0.08(0.07,0.08)
<b>South Africa</b>	1,272,855.21(1,122,861.09,1,454,733.21)	2,423.99(2,151.43,2,760.58)	-0.25(-0.26,-0.24)	324,137.43(227,787.60,432,738.94)	617.56(434.67,829.16)	-0.29(-0.31,-0.27)
<b>South Sudan</b>	170,615.56(149,218.33,196,090.23)	2,789.19(2,453.97,3,166.66)	0.02(0.01,0.03)	43,120.72(30,392.16,57,929.37)	724.68(516.11,976.86)	0.05(0.03,0.06)
<b>Spain</b>	1,771,794.41(1,548,273.54,2,027,170.14)	2,940.45(2,568.93,3,355.52)	-0.53(-0.57,-0.49)	515,882.87(371,030.61,703,160.32)	824.30(587.57,1,128.66)	-0.69(-0.74,-0.64)
<b>Sri Lanka</b>	773,104.95(684,744.90,873,795.25)	3,201.15(2,843.19,3,608.64)	0.05(0.04,0.06)	194,301.43(137,876.91,261,712.81)	799.74(562.82,1,070.14)	0.07(0.05,0.09)
<b>Sudan</b>	927,367.57(803,297.79,1,067,814.50)	3,010.11(2,654.00,3,429.23)	-0.04(-0.05,-0.04)	237,413.97(164,626.70,316,341.26)	788.35(553.45,1,045.11)	-0.05(-0.06,-0.04)
<b>Suriname</b>	16,785.15(14,783.20,19,210.60)	2,769.29(2,444.14,3,146.84)	0.02(0.02,0.02)	4,409.74(3,108.08,5,931.65)	725.33(511.28,976.05)	0.02(0.01,0.02)
<b>Sweden</b>	365,901.12(322,555.22,413,121.38)	2,855.19(2,512.56,3,214.71)	-0.04(-0.06,-0.01)	128,742.21(90,975.13,173,431.91)	953.04(666.85,1,291.23)	-0.11(-0.13,-0.1)
<b>Switzerland</b>	326,873.52(289,528.13,369,532.27)	2,992.14(2,642.43,3,370.45)	-0.42(-0.44,-0.4)	139,205.44(98,011.37,187,984.30)	1,197.23(836.36,1,618.92)	-0.91(-1.01,-0.82)
<b>Syrian Arab Republic</b>	433,622.64(378,476.57,495,509.22)	3,056.33(2,686.23,3,463.24)	-0.13(-0.13,-0.12)	113,375.23(79,652.52,152,270.69)	802.33(559.55,1,070.61)	-0.18(-0.18,-0.17)
<b>Taiwan (Province of China)</b>	1,107,010.57(980,408.95,1,264,382.06)	3,477.56(3,088.03,3,924.51)	-0.55(-0.57,-0.53)	295,050.88(208,352.64,401,303.08)	914.28(643.11,1,234.75)	-0.74(-0.78,-0.7)
<b>Tajikistan</b>	234,981.02(205,457.08,269,165.95)	3,053.38(2,691.51,3,476.04)	-0.12(-0.13,-0.11)	60,765.64(42,386.38,81,768.85)	799.91(561.50,1,078.50)	-0.15(-0.16,-0.14)
<b>Thailand</b>	2,817,816.75(2,497,444.90,3,209,591.55)	3,147.61(2,787.79,3,553.42)	0.1(0.08,0.11)	718,066.48(506,880.36,967,170.32)	792.68(556.93,1,066.94)	0.17(0.15,0.18)
<b>Timor-Leste</b>	34,002.64(29,951.89,38,633.82)	3,266.06(2,887.48,3,694.64)	-0.18(-0.19,-0.18)	8,463.66(5,992.07,11,357.35)	822.07(580.74,1,094.91)	-0.21(-0.22,-0.19)
<b>Togo</b>	163,526.15(142,304.85,187,329.43)	2,783.88(2,463.17,3,154.34)	0.01(0,0.01)	41,999.00(29,432.19,56,566.35)	729.69(510.98,990.28)	0.03(0.02,0.03)
<b>Tokelau</b>	51.28(45.54,58.18)	3,840.67(3,409.08,4,346.68)	-0.07(-0.09,-0.06)	13.14(9.30,17.55)	986.98(694.54,1,316.94)	-0.09(-0.11,-0.07)
<b>Tonga</b>	3,501.05(3,093.96,3,955.11)	3,920.67(3,480.98,4,429.17)	-0.04(-0.04,-0.03)	899.38(634.43,1,201.36)	1,016.06(716.68,1,359.79)	-0.05(-0.06,-0.05)
<b>Trinidad and Tobago</b>	44,773.25(39,514.87,51,040.94)	2,740.62(2,413.77,3,112.19)	-0.06(-0.07,-0.06)	11,876.90(8,387.78,16,042.02)	719.61(508.43,963.43)	-0.07(-0.08,-0.06)
<b>Tunisia</b>	382,940.09(337,332.72,438,013.00)	3,009.42(2,660.61,3,420.74)	-0.01(-0.02,0)	101,525.17(71,421.68,135,332.45)	791.55(553.52,1,052.37)	0(-0.01,0)
<b>Turkey</b>	3,140,049.67(2,767,926.68,3,566,642.52)	3,452.61(3,052.34,3,899.15)	-0.33(-0.34,-0.31)	874,588.30(608,052.40,1,178,265.52)	953.56(671.35,1,283.54)	-0.51(-0.54,-0.48)
<b>Turkmenistan</b>	147,762.59(129,319.23,168,955.19)	3,124.17(2,752.74,3,551.13)	-0.09(-0.1,-0.09)	38,932.67(27,242.12,52,007.17)	826.36(582.04,1,109.20)	-0.11(-0.12,-0.1)
<b>Tuvalu</b>	432.53(382.96,486.33)	3,856.56(3,428.86,4,339.88)	-0.08(-0.08,-0.07)	111.19(78.63,147.58)	992.68(705.10,1,316.51)	-0.1(-0.1,-0.09)
<b>Uganda</b>	686,019.66(593,468.14,781,919.69)	2,757.46(2,429.48,3,134.47)	0.01(0,0.01)	173,703.08(120,701.24,234,274.34)	724.73(507.82,977.36)	0.07(0.05,0.08)
<b>Ukraine</b>	2,340,533.83(2,085,795.12,2,652,914.70)	4,007.15(3,543.75,4,509.24)	-0.04(-0.05,-0.03)	644,464.21(457,328.90,860,165.41)	1,086.13(763.80,1,449.14)	-0.03(-0.05,-0.02)
<b>United Arab Emirates</b>	330,457.29(271,005.34,401,766.74)	3,053.03(2,672.01,3,475.22)	-0.03(-0.04,-0.03)	89,026.33(60,321.67,122,762.20)	798.88(559.50,1,067.81)	-0.03(-0.03,-0.02)
<b>United Kingdom</b>	2,550,022.38(2,248,491.54,2,883,906.81)	3,088.56(2,706.52,3,491.82)	-0.18(-0.21,-0.15)	960,132.55(675,143.47,1,285,197.77)	1,108.05(774.57,1,494.63)	-0.35(-0.41,-0.3)
<b>United Republic of Tanzania</b>	1,018,492.50(886,211.57,1,161,188.75)	2,686.51(2,373.79,3,045.64)	-0.06(-0.07,-0.05)	259,222.00(180,997.69,347,388.89)	702.58(490.47,941.26)	-0.03(-0.04,-0.01)

<b>United States of America</b>	13,729,603.68(12,299,926.60,15,289,783.53)	3,514.93(3,150.80,3,937.23)	-0.24(-0.27,-0.21)	5,697,152.11(4,114,138.91,7,474,689.77)	1,402.94(1,006.97,1,852.25)	-0.46(-0.52,-0.4)
<b>United States Virgin Islands</b>	3,617.62(3,188.20,4,120.19)	2,738.54(2,398.53,3,107.83)	-0.01(-0.01,-0.01)	963.47(679.31,1,284.28)	720.88(507.01,963.35)	-0.02(-0.03,-0.02)
<b>Uruguay</b>	97,041.82(85,255.35,110,066.53)	2,427.46(2,118.86,2,753.93)	0.14(0.11,0.17)	33,064.31(23,209.61,44,602.70)	807.64(564.70,1,087.32)	0.18(0.16,0.21)
<b>Uzbekistan</b>	922,383.55(807,959.50,1,063,274.59)	3,106.12(2,751.43,3,530.75)	-0.01(-0.02,-0.01)	240,049.78(167,097.19,321,813.83)	814.74(575.70,1,089.94)	-0.01(-0.02,0)
<b>Vanuatu</b>	9,778.20(8,657.42,11,045.66)	4,160.10(3,700.62,4,674.50)	0.07(0.06,0.07)	2,547.41(1,785.45,3,403.60)	1,097.04(778.33,1,462.04)	0.09(0.08,0.1)
<b>Venezuela (Bolivarian Republic of)</b>	833,793.77(732,586.94,944,501.06)	2,820.33(2,482.42,3,184.67)	-0.12(-0.14,-0.11)	221,660.21(153,427.70,297,374.35)	746.15(518.27,997.03)	-0.16(-0.17,-0.15)
<b>Viet Nam</b>	3,551,710.95(3,129,780.75,4,059,097.35)	3,471.23(3,075.36,3,922.07)	0.14(0.13,0.14)	925,791.95(648,655.59,1,242,251.40)	896.10(634.20,1,202.73)	0.2(0.18,0.22)
<b>Yemen</b>	707,217.77(614,181.32,811,160.95)	3,072.84(2,702.73,3,471.55)	-0.16(-0.16,-0.15)	180,905.09(124,717.63,242,345.68)	807.22(563.69,1,075.22)	-0.19(-0.2,-0.18)
<b>Zambia</b>	312,275.55(270,696.48,360,185.68)	2,645.70(2,328.65,3,014.19)	0.26(0.25,0.28)	78,481.54(54,687.30,104,112.68)	685.47(479.96,915.38)	0.37(0.35,0.38)
<b>Zimbabwe</b>	298,105.75(259,973.09,341,998.14)	2,795.34(2,462.96,3,176.93)	0.14(0.12,0.15)	77,368.10(54,125.92,104,789.49)	741.99(521.58,1,003.63)	0.2(0.19,0.2)

For peer review only



**Table S11.** The numbers (2019), ASRs per 100,000 (2019), and AAPCs (1990-2019) in incidence and DALY for NP in 204 countries.

Characteristic	Incident cases			DALYs		
	Numbers (95% UI)	ASIR (95% UI)	AAPC (95% CI)	Numbers (95% CI)	Age-standardized DALYs rate (95% UI)	AAPC (95% CI)
<b>Afghanistan</b>	148,128.69(110,847.69,194,129.37)	600.70(472.24,770.29)	-0.05(-0.05,-0.05)	62,138.18(40,157.80,90,270.50)	277.73(184.49,403.59)	-0.04(-0.04,-0.03)
<b>Albania</b>	10,752.53(8,485.22,13,387.44)	326.04(255.48,412.00)	0.01(0.01,0.01)	4,817.08(3,131.05,6,971.37)	141.15(92.54,205.30)	0.02(0.02,0.02)
<b>Algeria</b>	255,805.88(197,820.04,335,480.42)	601.88(473.30,773.77)	-0.01(-0.01,0)	117,900.71(76,888.29,172,558.92)	283.99(186.90,411.29)	-0.02(-0.02,-0.02)
<b>American Samoa</b>	356.05(279.48,451.74)	677.03(536.23,855.94)	0.01(0.01,0.01)	165.82(108.76,239.95)	316.60(207.22,455.44)	0(-0.01,0)
<b>Andorra</b>	611.77(478.67,771.81)	594.48(466.99,754.22)	0.02(0.01,0.02)	398.83(259.11,578.39)	353.53(232.56,512.12)	0.01(0,0.02)
<b>Angola</b>	53,933.98(41,156.07,69,791.50)	269.03(209.52,341.35)	0.02(0.02,0.02)	21,482.62(13,990.32,31,550.83)	114.11(75.63,165.00)	0.03(0.03,0.04)
<b>Antigua and Barbuda</b>	325.84(252.90,415.97)	313.75(244.63,397.96)	0(0,0)	142.40(92.72,207.13)	135.05(88.46,193.81)	-0.02(-0.02,-0.01)
<b>Argentina</b>	194,545.80(152,800.64,244,916.91)	396.82(310.34,501.40)	0(0,0)	95,349.56(62,523.24,135,862.24)	192.24(126.84,273.44)	0(-0.01,0)
<b>Armenia</b>	11,750.43(9,249.13,14,830.12)	326.75(256.25,412.87)	0(0,0)	5,185.16(3,395.41,7,490.42)	141.41(92.40,204.84)	0.01(0,0.01)
<b>Australia</b>	74,124.34(58,770.49,92,219.83)	246.19(194.93,307.68)	0(0,0)	33,602.12(21,711.50,48,524.79)	107.86(70.81,155.14)	0(-0.01,0.01)
<b>Austria</b>	63,197.65(49,770.89,78,720.42)	595.67(467.56,755.21)	0(-0.01,0)	41,227.67(26,880.45,59,663.84)	355.25(234.14,515.17)	-0.01(-0.02,-0.01)
<b>Azerbaijan</b>	36,880.34(28,480.81,47,778.30)	326.33(255.90,412.46)	-0.01(-0.01,-0.01)	15,951.44(10,299.59,23,437.90)	141.31(92.25,204.00)	-0.01(-0.02,-0.01)
<b>Bahamas</b>	1,337.06(1,033.69,1,714.13)	313.90(244.79,397.72)	0(0,0)	580.30(375.44,845.07)	135.24(88.87,195.33)	-0.01(-0.01,-0.01)
<b>Bahrain</b>	10,704.83(7,958.59,14,829.37)	571.97(449.82,731.90)	-0.03(-0.04,-0.02)	4,834.37(3,128.47,7,160.09)	264.11(175.41,382.45)	-0.08(-0.09,-0.07)
<b>Bangladesh</b>	502,952.35(394,601.27,639,970.48)	326.02(255.38,412.15)	0.01(0.01,0.01)	212,193.65(138,025.31,305,491.10)	139.67(91.19,201.36)	0.03(0.02,0.04)
<b>Barbados</b>	1,181.59(928.77,1,490.45)	313.85(244.72,397.71)	0(0,0)	531.44(346.61,776.79)	135.53(88.99,196.01)	-0.02(-0.02,-0.01)
<b>Belarus</b>	40,072.92(31,537.97,50,367.98)	326.85(256.46,413.10)	0(0,0)	17,946.95(11,615.37,25,994.24)	141.13(91.20,203.80)	0.01(0.01,0.02)
<b>Belgium</b>	70,871.61(55,641.39,87,026.63)	528.75(412.85,668.56)	0(0,0)	42,719.80(28,673.37,62,296.17)	296.15(198.44,430.52)	-0.01(-0.03,0)
<b>Belize</b>	1,169.15(898.82,1,500.01)	313.17(244.07,397.44)	0.01(0.01,0.01)	488.69(318.38,701.98)	134.77(90.38,194.99)	-0.01(-0.02,-0.01)
<b>Benin</b>	23,133.29(17,648.99,29,795.10)	276.92(216.03,353.13)	-0.01(-0.01,-0.01)	9,237.35(6,038.28,13,317.10)	118.09(78.25,170.26)	0.01(0.01,0.02)
<b>Bermuda</b>	275.53(215.69,349.07)	313.49(244.42,397.00)	0(0,0)	126.15(81.94,181.95)	135.80(89.55,196.35)	-0.01(-0.01,-0.01)
<b>Bhutan</b>	2,381.88(1,863.84,3,059.29)	325.07(254.90,410.50)	0(0,0)	995.54(642.36,1,460.49)	139.25(90.88,201.91)	0(0,0.01)
<b>Bolivia (Plurinational State of)</b>	33,782.01(26,245.29,43,150.29)	313.32(244.17,397.03)	0(0,0)	14,228.76(9,487.61,20,517.70)	134.77(89.60,194.02)	0.01(0.01,0.01)
<b>Bosnia and Herzegovina</b>	14,233.01(11,259.58,17,774.83)	326.17(255.80,412.10)	0(0,0)	6,384.61(4,143.45,9,225.37)	140.12(91.39,202.19)	-0.01(-0.02,-0.01)
<b>Botswana</b>	5,776.41(4,413.14,7,548.20)	268.68(209.41,341.09)	-0.01(-0.01,-0.01)	2,338.63(1,540.02,3,419.80)	112.67(74.16,161.44)	-0.04(-0.05,-0.03)

<b>Brazil</b>	1,225,839.99(958,335.33,1,571,603.86)	503.83(395.14,641.96)	0.03(0.02,0.03)	542,596.52(356,801.63,792,398.19)	221.72(145.36,322.57)	0.05(0.01,0.08)
<b>Brunei Darussalam</b>	1,668.31(1,280.62,2,205.86)	355.81(278.81,457.29)	0.02(0.02,0.02)	778.25(506.29,1,138.15)	170.23(112.38,244.65)	0.04(0.03,0.05)
<b>Bulgaria</b>	30,913.96(24,496.63,38,297.95)	325.98(255.70,411.87)	0(0,0)	14,031.26(9,086.12,20,004.78)	140.63(91.04,202.20)	0(0,0.01)
<b>Burkina Faso</b>	42,120.98(32,081.12,54,278.04)	278.03(216.88,354.61)	0(0,0)	16,933.05(11,102.16,24,623.67)	118.85(77.55,171.40)	0.03(0.01,0.05)
<b>Burundi</b>	21,426.11(16,394.83,27,613.59)	266.91(208.08,338.81)	-0.03(-0.03,-0.03)	8,477.44(5,446.07,12,310.72)	112.61(73.96,162.06)	-0.04(-0.04,-0.03)
<b>Cabo Verde</b>	1,479.67(1,137.74,1,904.65)	275.71(214.84,351.39)	-0.07(-0.07,-0.06)	620.06(403.09,897.46)	118.32(78.52,171.42)	-0.07(-0.07,-0.07)
<b>Cambodia</b>	120,355.28(93,353.05,155,838.92)	777.96(612.34,991.85)	-0.01(-0.01,-0.01)	56,599.80(37,085.89,82,740.42)	379.61(251.28,550.94)	0(0,0.01)
<b>Cameroon</b>	57,367.11(43,504.69,74,286.85)	276.09(215.29,352.15)	-0.01(-0.01,-0.01)	22,904.96(14,743.30,33,436.37)	117.40(77.54,169.15)	0.01(0.01,0.02)
<b>Canada</b>	243,895.40(190,987.91,305,755.38)	534.31(419.47,676.66)	0(0,0)	144,834.01(95,234.21,210,106.99)	292.18(191.39,419.70)	-0.01(-0.01,-0.01)
<b>Central African Republic</b>	10,124.07(7,751.24,13,091.34)	268.43(209.21,340.65)	0(0,0)	4,037.66(2,584.22,5,900.70)	113.12(74.14,162.78)	0.01(0,0.02)
<b>Chad</b>	26,755.16(20,448.64,34,054.44)	275.58(214.95,351.51)	-0.03(-0.03,-0.03)	10,561.69(6,813.76,15,297.87)	116.82(77.44,168.68)	-0.04(-0.04,-0.03)
<b>Chile</b>	83,784.68(65,783.63,104,946.94)	396.51(310.13,500.97)	-0.01(-0.01,-0.01)	41,651.56(27,179.99,60,077.01)	191.63(126.24,275.07)	-0.01(-0.01,0)
<b>China</b>	14,887,967.20(11,666,334.23,19,183,944.68)	809.91(641.89,1,028.61)	0.04(0.04,0.04)	6,791,996.75(4,412,004.83,9,788,048.76)	358.13(234.54,515.95)	0.05(0.05,0.06)
<b>Colombia</b>	161,551.90(125,758.96,203,970.18)	313.86(244.76,397.72)	0.01(0,0.01)	70,214.23(46,582.44,102,460.81)	135.53(89.98,196.88)	0.02(0.02,0.03)
<b>Comoros</b>	1,688.81(1,298.00,2,170.94)	268.00(208.86,340.22)	0(-0.01,0)	702.29(456.81,1,023.88)	114.45(74.63,165.65)	0.02(0.01,0.02)
<b>Congo</b>	11,483.74(8,723.03,14,965.62)	267.68(208.60,339.76)	-0.02(-0.02,-0.02)	4,662.07(2,986.62,6,849.18)	113.27(74.22,162.01)	-0.01(-0.02,0)
<b>Cook Islands</b>	137.43(107.37,172.45)	678.90(537.61,859.00)	0.02(0.02,0.03)	67.22(43.42,96.32)	318.94(207.33,456.20)	0.01(0,0.02)
<b>Costa Rica</b>	16,250.87(12,657.16,20,604.75)	313.90(244.79,397.91)	0.01(0.01,0.01)	7,030.35(4,643.91,10,163.74)	135.25(89.30,195.73)	0.01(0,0.02)
<b>Croatia</b>	18,542.63(14,782.55,22,953.18)	326.08(255.69,411.91)	0(0,0)	8,352.01(5,443.90,11,996.81)	140.21(91.44,202.65)	0(0,0)
<b>Cuba</b>	45,819.49(35,787.02,58,377.44)	313.22(244.07,396.85)	0(0,0)	20,639.54(13,460.99,29,955.54)	134.91(88.82,195.81)	0(0,0.01)
<b>Cyprus</b>	9,199.71(7,237.33,11,691.43)	597.53(468.75,757.78)	0.01(0.01,0.01)	5,775.82(3,812.01,8,367.67)	356.98(233.82,515.20)	0.01(0.01,0.01)
<b>Czechia</b>	46,379.28(36,751.45,58,003.23)	325.87(255.55,411.56)	-0.01(-0.01,-0.01)	20,764.29(13,629.23,29,760.51)	139.70(91.55,201.13)	-0.01(-0.02,0)
<b>Côte d'Ivoire</b>	52,981.90(40,046.59,69,127.30)	273.89(213.48,349.16)	0(0,0)	21,206.09(13,755.78,30,943.05)	116.26(76.90,165.97)	0.03(0.03,0.04)
<b>Democratic People's Republic of Korea</b>	205,668.55(159,966.19,261,159.57)	660.06(518.38,829.83)	-0.03(-0.03,-0.03)	100,950.67(66,725.99,148,360.71)	317.22(208.13,462.08)	-0.04(-0.04,-0.04)
<b>Democratic Republic of the Congo</b>	163,839.82(125,190.87,211,713.15)	268.05(209.03,340.22)	-0.01(-0.01,-0.01)	65,178.74(42,514.22,94,761.70)	113.24(74.58,163.74)	0.02(0,0.03)
<b>Denmark</b>	46,303.36(36,603.14,57,393.37)	696.26(547.27,881.31)	0.01(-0.01,0.02)	32,653.82(21,563.91,47,048.08)	446.46(298.43,647.40)	0.01(-0.02,0.04)
<b>Djibouti</b>	2,756.60(2,100.08,3,618.30)	266.41(207.64,338.33)	0(0,0)	1,126.86(735.58,1,656.08)	113.31(74.08,162.39)	-0.01(-0.01,0)
<b>Dominica</b>	243.13(190.54,306.72)	312.72(243.75,396.29)	-0.01(-0.01,-0.01)	106.67(70.53,153.29)	134.26(88.54,193.89)	-0.04(-0.04,-0.03)
<b>Dominican Republic</b>	33,245.12(25,823.88,42,449.39)	313.09(243.96,396.66)	0(0,0)	14,169.27(9,370.17,20,368.07)	135.11(89.80,194.34)	-0.01(-0.02,0)
<b>Ecuador</b>	53,034.75(41,251.19,67,401.32)	313.43(244.29,397.35)	0(0,0)	22,617.03(14,941.79,32,699.38)	135.20(89.11,195.49)	0(0,0)
<b>Egypt</b>	529,837.47(410,943.12,693,416.85)	598.07(470.77,768.39)	-0.02(-0.02,-0.02)	239,226.40(156,647.14,353,108.32)	281.23(186.53,412.03)	-0.04(-0.04,-0.03)
<b>El Salvador</b>	19,157.82(14,939.81,24,252.64)	315.11(245.82,400.10)	0.01(0.01,0.01)	8,148.07(5,373.19,11,846.34)	135.16(89.03,196.53)	0.01(0.01,0.02)
<b>Equatorial Guinea</b>	2,622.62(1,992.84,3,422.96)	269.04(209.80,341.72)	-0.01(-0.01,-0.01)	1,026.65(666.77,1,505.65)	113.92(75.54,162.99)	0.03(0.02,0.04)

1							
2							
3							
4							
5	<b>Eritrea</b>	13,259.38(10,107.16,17,256.21)	268.39(209.33,340.77)	-0.01(-0.01,-0.01)	5,290.02(3,423.73,7,779.10)	113.67(74.48,164.21)	0.01(-0.01,0.02)
6	<b>Estonia</b>	5,601.73(4,453.82,6,915.85)	326.35(256.09,412.21)	-0.01(-0.01,-0.01)	2,528.49(1,650.58,3,635.75)	141.03(92.63,204.95)	0.01(0,0.02)
7	<b>Eswatini</b>	2,448.30(1,875.45,3,180.27)	269.31(209.90,341.89)	0(0,0)	973.56(638.01,1,414.69)	112.51(74.27,161.63)	-0.05(-0.06,-0.04)
8							
9							
10	<b>Ethiopia</b>	235,214.25(181,139.43,306,887.42)	321.21(253.86,408.65)	0(0,0)	92,490.78(59,626.06,134,191.75)	134.51(87.84,191.31)	0.03(0.03,0.03)
11							
12	<b>Fiji</b>	6,109.73(4,807.79,7,835.60)	675.73(535.11,853.67)	0(0,0)	2,823.18(1,856.93,4,071.86)	316.45(206.72,452.75)	-0.02(-0.02,-0.02)
13							
14	<b>Finland</b>	43,526.73(34,953.86,53,343.66)	671.89(530.58,849.84)	0.01(-0.04,0.06)	30,554.17(20,410.30,43,526.95)	428.80(288.49,611.15)	0(-0.04,0.03)
15							
16	<b>France</b>	391,812.30(310,957.96,480,563.89)	507.58(398.72,635.32)	0(0,0)	231,701.18(153,012.07,333,582.36)	279.23(185.91,406.67)	0.01(-0.01,0.02)
17	<b>Gabon</b>	4,039.60(3,077.54,5,205.35)	268.44(209.06,340.56)	0.01(0,0.01)	1,651.94(1,080.62,2,416.68)	113.44(75.36,164.06)	0(0,0)
18	<b>Gambia</b>	4,375.86(3,350.40,5,656.54)	276.06(215.33,351.99)	0.03(0.03,0.03)	1,745.49(1,124.96,2,516.70)	117.44(77.16,168.82)	0.03(0.02,0.04)
19	<b>Georgia</b>	14,687.65(11,595.15,18,302.12)	326.56(256.18,412.61)	-0.01(-0.01,-0.01)	6,553.86(4,275.64,9,459.85)	140.87(92.11,205.20)	-0.03(-0.03,-0.02)
20							
21							
22	<b>Germany</b>	607,187.81(476,304.60,754,636.75)	594.75(466.76,753.91)	-0.01(-0.01,-0.01)	398,497.26(262,693.56,576,722.17)	353.80(234.96,510.13)	-0.03(-0.03,-0.02)
23							
24							
25	<b>Ghana</b>	70,497.85(53,803.74,91,307.72)	277.85(216.64,354.32)	0.02(0.02,0.02)	28,741.50(18,586.95,41,560.26)	118.85(78.11,171.24)	0.03(0.03,0.04)
26	<b>Greece</b>	79,266.28(62,884.94,97,744.47)	630.74(497.39,796.52)	-0.01(-0.02,0.01)	53,872.61(35,841.36,77,396.77)	388.09(259.18,557.29)	-0.01(-0.04,0.01)
27							
28	<b>Greenland</b>	342.35(264.64,447.35)	531.52(417.85,671.64)	0.03(0.03,0.04)	193.48(127.56,280.10)	285.52(187.69,410.53)	0.04(0.04,0.05)
29	<b>Grenada</b>	355.08(276.07,452.07)	312.89(244.03,396.51)	-0.01(-0.01,-0.01)	154.34(101.18,225.18)	134.27(89.77,192.60)	-0.03(-0.03,-0.03)
30							
31	<b>Guam</b>	1,201.88(941.97,1,509.31)	675.02(534.44,853.41)	0.01(0.01,0.01)	580.29(375.69,836.56)	319.80(207.50,459.68)	0(-0.01,0)
32							
33	<b>Guatemala</b>	46,944.91(36,537.69,60,645.57)	314.48(245.36,399.05)	0.01(0.01,0.01)	19,274.94(12,729.60,28,196.96)	134.53(88.69,194.73)	0.02(0.01,0.03)
34	<b>Guinea</b>	23,585.46(18,152.07,30,313.93)	277.20(216.00,353.68)	0(0,0)	9,447.73(6,134.95,13,619.96)	117.90(77.59,169.57)	0.01(0,0.01)
35	<b>Guinea-Bissau</b>	3,684.29(2,794.49,4,782.90)	277.65(216.55,354.07)	0(0,0)	1,462.08(954.35,2,105.64)	118.14(77.94,169.83)	0.01(0,0.02)
36							
37	<b>Guyana</b>	2,348.30(1,816.91,3,011.09)	313.59(244.50,397.41)	0(0,0)	987.60(644.95,1,434.94)	133.31(88.78,192.17)	0(0,0)
38	<b>Haiti</b>	32,963.63(25,510.40,42,985.33)	314.02(244.89,398.21)	0(0,0.01)	13,462.18(8,662.80,19,717.08)	133.80(87.31,192.79)	0(-0.02,0.01)
39							
40	<b>Honduras</b>	25,813.77(20,031.26,33,223.53)	314.03(244.87,398.20)	0.01(0.01,0.01)	10,680.88(6,919.46,15,637.14)	134.82(88.30,194.73)	0(0,0)
41	<b>Hungary</b>	42,595.85(33,704.00,52,960.29)	326.33(255.99,412.37)	0(0,0)	19,194.81(12,615.63,27,477.48)	140.52(91.65,203.05)	0.01(0,0.02)
42							
43	<b>Iceland</b>	2,301.10(1,823.37,2,879.94)	594.96(466.87,753.91)	0(0,0)	1,452.32(949.20,2,102.69)	354.95(232.77,512.21)	-0.01(-0.01,0)
44	<b>India</b>	5,332,091.96(4,164,005.03,6,822,808.19)	392.03(306.34,493.29)	0.01(0.01,0.01)	2,176,947.65(1,449,331.77,3,137,620.89)	161.95(107.99,234.14)	0.03(0.03,0.03)
45	<b>Indonesia</b>	2,649,930.25(2,051,113.64,3,411,548.99)	965.00(763.65,1,218.88)	0(0,0)	1,161,438.76(757,377.86,1,691,309.90)	427.53(280.32,613.71)	0.01(0.01,0.02)
46	<b>Iran (Islamic Republic of)</b>	865,873.46(668,905.91,1,146,824.17)	934.14(732.88,1,189.94)	0.02(0,0.03)	385,175.02(253,142.92,558,606.79)	423.54(280.26,609.82)	0.04(0.01,0.06)
47	<b>Iraq</b>	215,073.49(165,120.74,281,624.14)	600.20(471.93,770.61)	0(0,0)	94,611.24(62,325.65,137,968.22)	281.54(186.75,409.52)	0.01(0,0.01)
48	<b>Ireland</b>	33,136.60(26,113.10,41,573.21)	597.11(468.75,757.60)	0.01(0,0.01)	20,865.84(13,780.38,30,128.18)	355.47(236.57,516.66)	0(-0.01,0.01)
49	<b>Israel</b>	56,566.31(44,742.70,71,052.44)	596.38(468.01,756.10)	-0.01(-0.01,-0.01)	34,502.79(22,582.07,49,838.32)	356.93(232.36,514.32)	-0.01(-0.01,-0.01)
50							
51							
52							
53	<b>Italy</b>	582,882.42(460,736.14,720,926.30)	773.46(611.97,973.96)	-0.01(-0.01,-0.01)	313,203.51(208,928.87,447,449.06)	384.17(254.24,546.39)	0(0,0.01)
54	<b>Jamaica</b>	9,418.51(7,353.76,11,989.02)	313.39(244.37,397.47)	0(0,0)	4,051.67(2,663.99,5,815.29)	134.86(89.38,194.52)	-0.02(-0.02,-0.02)
55							
56							
57	<b>Japan</b>	798,968.00(631,030.89,989,719.65)	442.76(348.05,562.75)	-0.01(-0.01,-0.01)	377,560.06(248,509.82,546,899.63)	195.78(129.81,287.92)	0(0,0)
58	<b>Jordan</b>	61,401.83(47,291.45,80,947.31)	592.94(466.91,759.50)	-0.03(-0.03,-0.03)	27,464.00(17,726.83,40,291.69)	279.58(185.86,407.10)	-0.03(-0.03,-
59							
60							

						0.02)
<b>Kazakhstan</b>	62,545.19(48,519.04,79,991.45)	326.86(256.43,413.00)	0(0,0)	26,937.11(17,616.71,39,617.89)	140.81(92.04,203.53)	-0.01(-0.02,0.01)
<b>Kenya</b>	122,029.75(93,863.76,158,038.50)	321.78(254.47,409.09)	0(0,0)	48,448.12(31,405.28,70,243.20)	134.50(88.58,191.49)	0.01(0.01,0.01)
<b>Kiribati</b>	689.38(536.38,890.73)	679.28(538.50,857.69)	0.01(0.01,0.01)	307.99(200.20,444.18)	319.60(209.36,461.37)	0.01(0.01,0.01)
<b>Kuwait</b>	25,771.15(19,075.11,34,888.37)	488.69(379.90,623.23)	0.1(0.09,0.11)	10,849.71(6,978.32,16,598.96)	215.03(141.02,314.12)	0.1(0.07,0.14)
<b>Kyrgyzstan</b>	19,483.29(15,052.16,25,060.48)	326.57(256.13,412.61)	0(0,0)	8,266.76(5,303.81,12,100.97)	141.69(91.85,204.35)	0.01(0,0.01)
<b>Lao People's Democratic Republic</b>	49,802.93(38,382.92,64,746.55)	777.21(611.49,991.07)	0(0,0)	22,999.40(15,116.21,33,668.87)	378.98(250.78,550.69)	0.01(0.01,0.02)
<b>Latvia</b>	8,304.18(6,590.48,10,179.69)	326.69(256.31,412.82)	-0.01(-0.01,-0.01)	3,760.70(2,424.58,5,422.47)	140.99(91.83,204.88)	0.02(0.01,0.02)
<b>Lebanon</b>	32,864.97(25,812.61,42,571.92)	608.36(477.48,782.11)	0.01(0.01,0.02)	15,453.04(10,265.57,22,581.39)	287.84(188.98,422.20)	0.03(0.03,0.04)
<b>Lesotho</b>	4,871.39(3,753.31,6,264.82)	268.70(209.57,341.15)	0(0,0)	1,960.14(1,296.11,2,831.92)	112.32(74.72,160.38)	-0.05(-0.07,-0.04)
<b>Liberia</b>	10,045.69(7,653.92,13,140.97)	274.78(214.27,350.43)	0(-0.01,0)	3,995.41(2,614.06,5,847.39)	115.42(76.20,165.50)	0.01(0,0.03)
<b>Libya</b>	44,327.00(33,932.73,59,597.62)	598.51(470.84,767.39)	0.05(0.05,0.05)	20,061.22(13,012.93,29,522.87)	280.73(187.68,407.48)	0.04(0.04,0.05)
<b>Lithuania</b>	12,069.02(9,532.02,14,760.72)	326.72(256.32,412.90)	0(0,0)	5,466.25(3,504.02,7,859.61)	140.90(91.34,204.53)	0.02(0.01,0.03)
<b>Luxembourg</b>	4,330.87(3,421.37,5,452.14)	595.18(467.46,754.78)	0(0,0)	2,755.35(1,799.91,3,999.89)	353.79(234.16,515.18)	-0.02(-0.02,-0.02)
<b>Madagascar</b>	51,968.98(39,727.04,67,290.79)	268.02(208.73,340.09)	0(0,0)	20,901.05(13,556.37,30,497.59)	114.05(75.33,163.23)	0.02(0.01,0.04)
<b>Malawi</b>	33,883.99(25,884.55,43,517.89)	268.58(209.25,340.82)	0(0,0)	13,412.86(8,709.14,19,537.47)	113.82(74.47,163.27)	0.02(0.01,0.03)
<b>Malaysia</b>	210,158.20(165,068.05,270,526.73)	653.17(513.72,827.00)	0.31(0.3,0.32)	94,628.08(62,812.15,138,635.30)	299.87(200.25,437.37)	0.38(0.36,0.4)
<b>Maldives</b>	4,151.53(3,152.41,5,474.69)	770.84(606.65,983.67)	-0.03(-0.03,-0.03)	1,898.20(1,229.68,2,809.25)	376.19(247.72,547.76)	0(-0.01,0.01)
<b>Mali</b>	38,394.63(29,482.03,48,684.06)	275.82(215.19,351.90)	-0.01(-0.01,-0.01)	15,342.59(9,981.25,22,087.18)	117.52(77.33,168.32)	0.01(0.01,0.02)
<b>Malta</b>	3,135.33(2,500.01,3,895.33)	594.81(466.85,753.78)	-0.01(-0.01,-0.01)	2,037.16(1,360.45,2,950.58)	354.71(235.43,514.84)	-0.02(-0.03,-0.02)
<b>Marshall Islands</b>	350.04(273.69,454.02)	676.09(535.42,854.06)	0.01(0.01,0.01)	156.72(101.08,227.13)	315.76(207.02,452.23)	-0.02(-0.02,-0.02)
<b>Mauritania</b>	8,281.23(6,361.71,10,578.40)	276.73(215.90,353.01)	0(0,0)	3,381.01(2,214.05,4,898.82)	118.54(77.41,171.44)	0.01(0,0.01)
<b>Mauritius</b>	12,230.01(9,610.50,15,538.73)	776.94(611.18,990.59)	0(0,0)	6,150.90(4,057.76,8,962.71)	376.28(250.91,547.85)	-0.01(-0.02,-0.01)
<b>Mexico</b>	485,590.38(379,047.28,626,707.52)	377.28(296.90,480.24)	0(0,0)	202,653.99(134,734.70,296,442.60)	157.83(104.51,229.16)	0.01(0,0.01)
<b>Micronesia (Federated States of)</b>	634.10(491.45,812.74)	676.17(535.51,853.90)	0.01(0.01,0.01)	289.35(187.67,417.53)	318.36(208.32,456.26)	0(0,0.01)
<b>Monaco</b>	273.92(215.40,340.77)	597.87(469.41,758.44)	0.01(0,0.01)	184.20(121.06,265.90)	356.32(232.02,513.74)	-0.02(-0.02,-0.01)
<b>Mongolia</b>	10,887.49(8,337.22,14,240.41)	326.58(256.19,412.63)	0(0,0)	4,628.69(2,974.27,6,795.17)	141.28(91.57,203.84)	0.01(0.01,0.02)
<b>Montenegro</b>	2,518.80(1,984.98,3,154.11)	326.12(255.69,412.13)	0(0,0)	1,122.74(730.63,1,631.42)	140.56(92.13,205.62)	-0.01(-0.01,0)
<b>Morocco</b>	223,898.34(174,038.94,290,470.79)	602.84(473.83,774.96)	-0.01(-0.01,-0.01)	104,105.83(68,398.72,152,467.11)	283.97(188.13,414.42)	-0.02(-0.02,-0.01)
<b>Mozambique</b>	51,140.33(38,994.95,65,744.08)	269.17(209.64,341.44)	0(0,0)	20,142.11(13,133.42,29,431.70)	113.31(74.44,163.13)	0.01(-0.01,0.02)
<b>Myanmar</b>	429,048.17(334,675.22,554,192.01)	778.63(613.20,992.54)	0(0,0)	206,279.76(135,511.48,301,417.54)	380.07(252.17,552.64)	0.02(0.01,0.03)
<b>Namibia</b>	5,372.41(4,106.87,6,923.02)	269.08(209.67,341.56)	0.01(0.01,0.01)	2,182.06(1,432.02,3,143.12)	113.51(75.64,161.05)	0(-0.01,0)
<b>Nauru</b>	57.20(43.90,75.02)	678.63(538.37,855.95)	0.02(0.02,0.02)	24.97(15.96,36.27)	320.14(208.71,461.20)	0.02(0.01,0.03)
<b>Nepal</b>	89,641.03(70,148.62,114,100.47)	327.08(256.46,413.23)	0.01(0.01,0.01)	37,424.03(24,095.35,54,104.06)	139.65(89.36,200.61)	0.04(0.03,0.04)



<b>Netherlands</b>	111,739.04(88,262.22,138,780.01)	556.51(443.18,706.44)	-0.01(-0.04,0.02)	70,716.58(46,204.96,102,099.27)	322.49(212.27,467.28)	-0.01(-0.06,0.03)
<b>New Zealand</b>	11,775.24(9,507.56,14,548.15)	212.70(170.55,262.98)	-0.91(-0.92,-0.91)	4,897.83(3,259.16,6,911.84)	86.06(56.47,122.89)	-0.99(-1,-0.98)
<b>Nicaragua</b>	18,575.47(14,300.20,23,910.06)	313.92(244.80,397.73)	0(0,0)	7,756.99(5,078.33,11,298.93)	134.93(89.12,194.40)	0.01(0.01,0.01)
<b>Niger</b>	37,072.78(28,431.77,47,067.52)	276.95(216.12,353.24)	0.02(0.02,0.02)	14,730.08(9,592.55,21,234.29)	118.48(78.77,169.63)	0.04(0.04,0.05)
<b>Nigeria</b>	513,547.39(394,156.55,667,072.67)	348.46(274.27,443.56)	0.16(0.15,0.18)	205,478.40(133,133.16,299,690.34)	147.77(96.27,213.10)	0.19(0.18,0.2)
<b>Niue</b>	12.53(9.86,15.75)	676.45(535.75,854.81)	0(0,0)	6.08(3.92,8.78)	317.46(206.72,456.22)	-0.03(-0.04,-0.03)
<b>North Macedonia</b>	8,885.40(6,998.41,11,224.70)	325.61(255.28,411.21)	0(0,0)	3,943.53(2,576.14,5,724.62)	140.24(91.27,202.71)	0(-0.01,0)
<b>Northern Mariana Islands</b>	345.09(263.86,458.50)	674.49(533.71,853.18)	0.03(0.02,0.05)	170.76(108.81,253.42)	318.17(206.74,456.86)	0.04(0.02,0.07)
<b>Norway</b>	36,125.41(28,450.89,44,553.37)	576.71(453.67,723.40)	-0.44(-0.53,-0.36)	17,333.76(11,427.04,25,110.68)	265.20(174.84,380.08)	-0.64(-0.71,-0.56)
<b>Oman</b>	26,383.76(19,791.20,35,700.93)	567.83(446.09,724.06)	-0.04(-0.1,0.03)	11,150.07(7,101.51,16,784.14)	265.01(178.77,383.80)	-0.04(-0.16,0.07)
<b>Pakistan</b>	670,778.59(517,978.40,865,745.14)	391.86(306.12,493.25)	0.01(0.01,0.01)	267,531.48(174,668.08,393,466.33)	162.87(107.95,235.97)	0(0,0.01)
<b>Palau</b>	150.02(116.62,194.12)	671.18(531.42,847.71)	-0.02(-0.03,-0.02)	72.56(46.62,105.73)	314.75(205.18,449.05)	-0.05(-0.06,-0.03)
<b>Palestine</b>	23,148.01(17,783.42,30,171.69)	601.22(472.72,772.97)	-0.04(-0.04,-0.04)	10,108.69(6,549.07,14,844.30)	281.72(185.60,412.07)	-0.07(-0.08,-0.07)
<b>Panama</b>	13,169.56(10,258.44,16,758.19)	313.11(244.01,396.93)	0(0,0)	5,671.70(3,741.38,8,190.27)	134.74(89.18,193.91)	0(-0.01,0)
<b>Papua New Guinea</b>	54,019.50(41,939.16,70,364.88)	675.49(534.64,854.76)	0(0,0)	23,706.09(15,262.00,33,886.85)	315.40(206.46,449.11)	0(-0.01,0)
<b>Paraguay</b>	24,718.42(19,174.99,32,104.62)	373.41(290.92,478.21)	0(0,0)	10,622.92(6,906.24,15,375.51)	164.29(107.15,237.97)	0(-0.01,0)
<b>Peru</b>	107,956.83(83,851.01,137,686.46)	313.44(244.27,397.42)	0(0,0)	46,419.84(30,404.02,66,807.32)	135.57(89.14,195.15)	0.01(0,0.02)
<b>Philippines</b>	1,183,462.67(923,660.00,1,514,634.33)	1,156.25(917.09,1,461.47)	0(0,0)	525,552.08(345,862.98,766,353.09)	530.07(350.59,764.80)	0.01(0.01,0.01)
<b>Poland</b>	199,317.91(157,802.90,250,508.87)	392.75(306.94,494.38)	0(0,0)	86,640.27(56,630.40,125,217.47)	165.05(109.52,239.48)	0.02(0.02,0.02)
<b>Portugal</b>	77,999.20(61,946.61,97,138.50)	597.91(469.09,758.36)	0(0,0)	51,440.39(33,715.32,74,087.71)	357.15(236.75,519.85)	0.01(0,0.01)
<b>Puerto Rico</b>	14,277.88(11,323.37,17,770.22)	313.99(244.91,397.87)	0(0,0)	6,439.40(4,302.15,9,257.01)	135.16(88.58,193.74)	-0.01(-0.01,0)
<b>Qatar</b>	18,094.95(13,388.28,24,750.13)	547.01(429.56,697.75)	-0.05(-0.06,-0.04)	7,559.60(4,851.63,11,433.14)	247.62(165.92,357.44)	-0.11(-0.12,-0.09)
<b>Republic of Korea</b>	258,217.02(201,520.01,332,444.35)	356.64(279.43,458.59)	-0.04(-0.15,0.07)	132,335.85(86,384.50,194,651.27)	171.97(112.56,247.48)	-0.01(-0.03,0.02)
<b>Republic of Moldova</b>	15,539.78(12,250.32,19,596.56)	326.55(256.21,412.51)	-0.01(-0.01,-0.01)	6,900.12(4,525.62,10,003.79)	140.82(92.27,203.64)	0.01(0.01,0.02)
<b>Romania</b>	83,135.61(65,682.92,103,276.62)	326.05(255.76,411.95)	0(0,0)	37,643.02(24,558.04,54,615.80)	140.84(91.21,205.25)	0.02(0.01,0.02)
<b>Russian Federation</b>	733,935.86(574,953.77,923,934.39)	393.79(307.75,495.45)	0(0,0)	316,503.24(206,819.75,456,661.41)	164.90(109.57,238.37)	0.01(0.01,0.02)
<b>Rwanda</b>	26,224.92(20,128.50,34,000.42)	269.34(209.91,341.91)	0(0,0)	10,567.07(6,830.29,15,320.16)	114.37(74.59,164.91)	0.02(0,0.03)
<b>Saint Kitts and Nevis</b>	219.44(168.74,282.42)	313.01(244.10,396.66)	-0.01(-0.01,-0.01)	95.89(61.61,139.18)	134.53(88.78,192.81)	-0.01(-0.02,0)
<b>Saint Lucia</b>	650.79(507.84,829.59)	313.29(244.25,397.12)	-0.01(-0.01,-0.01)	284.04(186.97,414.28)	134.24(89.10,194.03)	-0.01(-0.01,-0.01)
<b>Saint Vincent and the Grenadines</b>	398.09(310.33,504.34)	312.72(243.78,396.67)	-0.01(-0.01,-0.01)	173.69(113.63,253.18)	134.05(88.26,194.17)	-0.03(-0.03,-0.02)
<b>Samoa</b>	1,219.39(952.76,1,550.63)	675.14(534.53,853.43)	0(0,0)	556.01(359.35,805.09)	318.07(205.87,455.16)	-0.02(-0.02,-0.01)
<b>San Marino</b>	232.36(184.22,289.07)	599.70(470.84,760.80)	0.03(0.02,0.03)	150.73(98.17,218.38)	358.10(235.99,517.64)	0.02(0.01,0.02)
<b>Sao Tome and Principe</b>	457.65(349.92,590.93)	275.65(214.95,351.52)	-0.02(-0.02,-0.02)	187.01(121.80,272.12)	117.92(77.45,169.46)	-0.02(-0.02,-

						0.01)
<b>Saudi Arabia</b>	231,329.14(172,638.58,310,834.44)	580.19(455.89,741.83)	0.01(0.01,0.01)	100,131.77(64,563.40,148,661.79)	268.59(178.87,389.36)	0(0,0)
<b>Senegal</b>	30,885.61(23,702.72,39,578.20)	276.83(216.02,353.16)	0(0,0)	12,519.70(8,185.79,18,112.85)	117.96(78.94,169.26)	0.01(0.01,0.02)
<b>Serbia</b>	36,383.01(28,958.21,44,998.28)	325.98(255.61,411.80)	0(0,0)	16,299.51(10,744.07,23,335.89)	140.30(92.59,203.46)	0(-0.01,0)
<b>Seychelles</b>	920.43(715.75,1,183.34)	774.53(608.55,987.91)	-0.01(-0.01,-0.01)	453.67(298.60,660.43)	376.88(250.45,544.52)	-0.03(-0.03,-0.03)
<b>Sierra Leone</b>	16,430.23(12,577.79,21,284.84)	275.45(214.84,351.23)	-0.01(-0.01,-0.01)	6,582.07(4,275.42,9,572.11)	117.23(77.36,168.50)	0.01(0,0.02)
<b>Singapore</b>	26,929.08(20,970.17,35,032.14)	356.76(279.75,457.67)	-0.02(-0.03,0)	13,399.14(8,738.75,19,502.61)	172.18(113.96,248.75)	-0.01(-0.04,0.01)
<b>Slovakia</b>	23,246.35(18,398.39,29,275.82)	326.11(255.78,411.99)	0(0,0)	10,372.26(6,710.40,14,891.21)	140.44(91.48,202.96)	0(-0.01,0)
<b>Slovenia</b>	9,133.12(7,242.35,11,344.51)	325.66(255.37,411.14)	-0.01(-0.01,-0.01)	4,119.77(2,643.94,5,922.02)	140.06(90.44,202.11)	0(-0.01,0.01)
<b>Solomon Islands</b>	3,476.63(2,703.51,4,510.87)	676.77(535.97,855.94)	0.01(0.01,0.01)	1,529.50(980.05,2,191.85)	317.64(208.38,455.80)	0(0,0.01)
<b>Somalia</b>	34,730.88(26,576.10,45,360.41)	268.48(209.38,340.99)	0(0,0)	13,665.18(8,740.55,20,008.56)	113.93(74.60,164.37)	0.01(0.01,0.02)
<b>South Africa</b>	178,028.46(138,187.91,230,122.43)	322.82(255.27,410.36)	0(0,0)	72,624.97(47,661.17,105,758.94)	133.57(88.16,190.57)	-0.02(-0.03,-0.02)
<b>South Sudan</b>	17,108.43(12,995.76,22,045.63)	268.04(208.44,340.66)	0.03(0.03,0.03)	6,814.00(4,419.00,9,951.03)	112.12(73.89,160.59)	0.04(0.02,0.05)
<b>Spain</b>	280,068.78(220,273.07,344,305.62)	494.66(390.39,624.29)	0(-0.01,0)	165,555.73(110,588.73,240,437.99)	269.90(181.06,392.62)	-0.01(-0.03,0.02)
<b>Sri Lanka</b>	190,117.85(149,185.74,242,079.97)	777.98(612.52,991.73)	0(0,0)	94,561.13(62,630.52,138,196.71)	378.74(250.73,554.59)	0.01(0,0.01)
<b>Sudan</b>	185,517.27(142,954.05,243,359.86)	602.30(474.01,778.82)	0(0,0)	80,487.43(52,630.59,117,694.42)	282.31(186.05,410.82)	-0.01(-0.02,-0.01)
<b>Suriname</b>	1,925.52(1,490.10,2,449.80)	313.56(244.41,397.21)	0(0,0)	831.80(542.68,1,213.20)	134.16(88.44,194.80)	-0.01(-0.02,-0.01)
<b>Sweden</b>	90,131.85(71,389.48,111,461.89)	757.55(598.39,952.07)	-0.01(-0.02,-0.01)	55,261.72(37,069.01,79,084.89)	434.57(291.85,628.07)	0.01(0,0.03)
<b>Switzerland</b>	62,260.13(49,033.15,77,402.38)	595.31(467.42,754.76)	0(0,0)	40,377.21(26,298.55,58,448.28)	354.71(231.07,511.38)	0.01(0,0.01)
<b>Syrian Arab Republic</b>	87,383.80(67,302.00,112,607.95)	608.27(478.87,787.13)	0.05(0.04,0.06)	41,033.61(26,713.67,60,136.87)	285.23(189.55,415.68)	0.03(0.02,0.03)
<b>Taiwan (Province of China)</b>	196,590.90(161,017.04,238,205.51)	613.75(506.43,735.49)	-0.3(-0.3,-0.3)	98,925.54(66,453.24,137,219.78)	292.97(197.84,405.61)	-0.29(-0.3,-0.27)
<b>Tajikistan</b>	26,249.80(20,149.58,34,012.74)	326.02(255.59,411.77)	0(0,0)	10,924.48(6,982.90,16,063.29)	140.96(90.70,203.77)	-0.01(-0.02,-0.01)
<b>Thailand</b>	703,747.59(549,559.56,901,697.83)	777.69(612.02,991.50)	0(0,0)	361,227.47(237,685.99,530,355.43)	381.16(253.40,556.32)	0.02(0.02,0.03)
<b>Timor-Leste</b>	8,028.07(6,290.74,10,253.65)	776.91(611.34,991.08)	0(0,0)	3,691.31(2,422.03,5,331.99)	376.45(248.23,549.81)	0.01(-0.01,0.02)
<b>Togo</b>	16,817.04(12,824.34,21,754.53)	277.75(216.51,354.12)	0(0,0)	6,823.69(4,494.14,9,847.84)	118.59(78.15,170.64)	0.01(0.01,0.01)
<b>Tokelau</b>	8.98(7.04,11.31)	676.31(535.87,854.89)	-0.02(-0.03,-0.01)	4.24(2.76,6.07)	318.39(208.66,456.13)	-0.05(-0.07,-0.04)
<b>Tonga</b>	600.73(474.79,763.06)	678.14(537.15,857.89)	0(0,0)	278.06(180.55,398.31)	320.57(208.06,459.08)	-0.01(-0.01,-0.01)
<b>Trinidad and Tobago</b>	5,228.55(4,083.85,6,648.12)	313.05(244.01,396.63)	0(0,0)	2,288.86(1,499.48,3,331.52)	134.17(87.92,194.77)	-0.01(-0.01,-0.01)
<b>Tunisia</b>	79,382.66(62,002.19,102,496.56)	604.32(474.87,777.36)	0.01(0.01,0.01)	37,855.99(24,817.50,55,427.32)	285.97(187.96,415.09)	0.01(0.01,0.01)
<b>Turkey</b>	564,531.98(440,731.71,733,058.17)	601.48(472.59,771.66)	0(0,0)	267,435.12(174,136.91,390,415.91)	284.83(188.62,414.82)	0(-0.01,0)
<b>Turkmenistan</b>	15,985.98(12,369.96,20,566.92)	325.91(255.65,411.66)	-0.01(-0.01,-0.01)	6,834.93(4,445.44,10,020.08)	141.31(91.85,204.31)	-0.01(-0.02,0)
<b>Tuvalu</b>	76.48(60.25,96.72)	675.12(534.85,851.68)	-0.03(-0.04,-0.03)	35.55(23.11,50.94)	318.35(206.75,458.55)	-0.06(-0.07,-0.05)



<b>Uganda</b>	69,664.63(53,027.83,89,555.20)	269.07(209.58,341.44)	0.01(0.01,0.01)	27,428.72(17,736.44,40,417.57)	114.11(74.18,164.57)	0.05(0.05,0.06)
<b>Ukraine</b>	228,590.45(179,295.81,285,923.27)	393.89(307.80,495.59)	0(0,0)	99,265.46(64,969.74,143,905.51)	165.35(109.97,237.90)	0.01(0,0.02)
<b>United Arab Emirates</b>	70,712.38(50,498.30,101,158.57)	551.03(432.80,700.38)	-0.03(-0.04,-0.03)	30,439.68(19,270.28,47,075.60)	250.68(166.55,364.05)	-0.08(-0.09,-0.07)
<b>United Kingdom</b>	662,700.79(527,440.56,810,120.42)	851.18(675.90,1,073.50)	0.1(-0.3,0.5)	370,075.82(247,710.52,528,171.87)	446.79(301.97,636.94)	0.03(-0.41,0.46)
<b>United Republic of Tanzania</b>	106,757.11(81,587.36,137,684.22)	268.54(209.02,340.71)	0(0,0)	42,894.05(27,838.35,62,036.23)	114.00(75.42,163.63)	0.03(0.02,0.03)
<b>United States of America</b>	3,654,042.78(2,953,518.69,4,414,295.50)	957.71(771.71,1,170.78)	0.45(0.18,0.72)	2,043,518.34(1,392,664.75,2,886,397.13)	500.26(338.92,704.86)	0.58(0.31,0.86)
<b>United States Virgin Islands</b>	408.25(319.44,515.23)	314.18(245.09,398.18)	0(0,0)	185.17(120.75,265.77)	135.37(88.01,194.81)	-0.01(-0.01,-0.01)
<b>Uruguay</b>	15,874.59(12,547.90,19,702.23)	397.07(310.56,501.83)	0(0,0)	7,976.21(5,224.38,11,376.75)	192.58(126.14,276.69)	0(0,0)
<b>Uzbekistan</b>	102,091.82(78,239.59,132,522.57)	326.47(256.03,412.57)	0(0,0)	43,027.11(27,794.33,63,007.31)	141.22(92.24,203.15)	0(0,0)
<b>Vanuatu</b>	1,620.44(1,272.88,2,088.80)	676.28(535.40,855.86)	0.01(0.01,0.01)	722.01(470.74,1,031.92)	317.15(206.85,456.96)	0.01(0,0.02)
<b>Venezuela (Bolivarian Republic of)</b>	94,918.17(73,593.97,121,158.37)	313.57(244.46,397.34)	0(0,0)	41,118.37(26,872.08,59,786.52)	135.09(88.89,195.51)	0(0,0.01)
<b>Viet Nam</b>	842,272.99(652,173.41,1,086,995.37)	776.93(611.27,990.33)	-0.01(-0.01,-0.01)	412,121.99(269,300.55,604,239.35)	381.91(251.97,557.69)	0(-0.01,0)
<b>Yemen</b>	138,483.17(107,024.16,181,749.34)	602.56(473.66,774.31)	0(0,0)	59,349.95(38,887.70,86,823.84)	282.59(186.49,408.26)	0.01(0,0.01)
<b>Zambia</b>	33,726.53(25,605.53,43,989.35)	267.66(208.63,339.72)	0(0,0)	13,300.54(8,509.98,19,518.70)	113.05(74.39,163.22)	0(-0.01,0.01)
<b>Zimbabwe</b>	30,281.72(23,169.48,39,313.93)	269.43(209.91,342.02)	0.02(0.01,0.02)	12,128.49(7,867.29,17,638.76)	113.71(74.99,162.88)	0(-0.01,0.01)

**Table S12.** The numbers (2019), ASRs per 100,000 (2019), and AAPCs (1990-2019) in incidence and DALY for gout in 204 countries.

Characteristic	Incident cases			DALYs		
	Numbers (95% UI)	ASIR (95% UI)	AAPC (95% CI)	Numbers (95% UI)	Age-standardized DALYs rate (95% UI)	AAPC (95% CI)
Afghanistan	14,469.85 (11,368.84, 18,332.61)	85.87(68.83,108.92)	0.30(0.28,0.32)	2,113.18(1,314.35,3,065.94)	13.25(8.27,19.22)	0.30(0.28,0.32)
Albania	2,358.20 (1,861.12, 2,982.15)	60.77(48.14,76.07)	0.31(0.29,0.34)	379.22(233.88,564.56)	9.60(5.98,14.38)	0.31(0.29,0.34)
Algeria	36,289.52 (28,879.61, 45,641.19)	97.16(77.31,122.64)	0.44(0.42,0.45)	5,821.61(3,631.63,8,416.04)	15.87(9.92,22.99)	0.44(0.42,0.45)
American Samoa	81.34 (63.91, 102.57)	162.34(128.93,205.39)	0.26(0.23,0.28)	13.52(8.49,19.72)	27.16(17.20,39.19)	0.26(0.23,0.28)
Andorra	116.96 (92.49, 148.92)	88.89(70.71,112.28)	0.22(0.17,0.27)	28.28(17.49,41.95)	20.80(12.83,30.59)	0.22(0.17,0.27)
Angola	12,831.95 (10,080.52, 16,079.52)	91.05(72.83,115.67)	0.12(0.11,0.14)	1,935.28(1,199.83,2,775.53)	14.49(8.95,21.20)	0.12(0.11,0.14)
Antigua and Barbuda	50.24 (39.74, 62.58)	48.63(38.79,60.33)	0.61(0.59,0.63)	8.23(5.01,11.89)	7.88(4.80,11.35)	0.61(0.59,0.63)
Argentina	67,981.59 (54,227.09, 84,773.92)	132.65(105.82,164.83)	0.52(0.49,0.55)	14,753.88(9,286.48,21,201.36)	28.37(17.91,40.92)	0.52(0.49,0.55)
Armenia	3,108.87 (2,469.13, 3,966.24)	79.07(62.95,99.56)	0.41(0.4,0.42)	511.98(317.24,756.69)	12.89(8.19,18.95)	0.41(0.4,0.42)
Australia	65,421.60 (52,121.35, 82,590.50)	182.72(146.88,231.09)	0.92(0.84,1.01)	16,438.90(10,389.12,23,849.46)	43.19(27.39,62.45)	0.92(0.84,1.01)
Austria	12,095.93 (9,566.89, 15,374.51)	84.14(67.20,106.33)	0.33(0.28,0.39)	2,944.77(1,845.23,4,364.99)	19.08(11.93,28.05)	0.33(0.28,0.39)
Azerbaijan	8,591.91 (6,750.26, 10,768.25)	81.64(65.26,101.81)	0.51(0.49,0.54)	1,387.57(861.91,2,034.68)	13.35(8.47,19.23)	0.51(0.49,0.54)
Bahamas	202.67 (160.19, 251.76)	49.24(39.52,60.86)	0.5(0.48,0.52)	33.28(20.16,48.50)	8.03(4.95,11.69)	0.5(0.48,0.52)
Bahrain	1,818.14 (1,375.80, 2,311.07)	115.41(91.62,144.32)	0.42(0.4,0.45)	290.82(180.04,433.51)	18.90(12.04,27.49)	0.42(0.4,0.45)
Bangladesh	103,255.79 (81,872.00, 129,416.77)	74.29(58.78,94.02)	0.06(0.03,0.08)	16,001.76(9,851.88,23,371.81)	11.66(7.18,17.22)	0.06(0.03,0.08)
Barbados	211.11 (167.80, 267.65)	49.60(39.54,62.07)	0.61(0.6,0.62)	35.18(21.60,51.41)	8.11(5.08,11.72)	0.61(0.6,0.62)
Belarus	11,214.87 (8,934.21, 14,355.91)	77.92(62.21,98.31)	0.37(0.35,0.38)	1,823.15(1,125.61,2,670.51)	12.42(7.69,17.98)	0.37(0.35,0.38)
Belgium	15,018.97 (11,794.55, 18,962.33)	83.49(66.26,104.79)	0.22(0.16,0.29)	3,668.36(2,309.76,5,333.11)	18.92(11.92,27.57)	0.22(0.16,0.29)
Belize	169.93 (133.90, 210.80)	52.13(41.34,65.09)	0.65(0.62,0.68)	27.49(17.23,40.48)	8.57(5.37,12.60)	0.65(0.62,0.68)
Benin	5,495.78 (4,373.69, 6,842.27)	90.84(72.17,114.29)	0.31(0.3,0.32)	849.68(522.39,1,229.31)	14.74(9.05,21.43)	0.31(0.3,0.32)
Bermuda	53.96 (42.83, 68.96)	51.41(41.01,63.96)	0.4(0.37,0.43)	9.17(5.79,13.50)	8.52(5.36,12.45)	0.4(0.37,0.43)
Bhutan	499.21 (394.95, 617.87)	79.27(62.91,99.27)	0.4(0.37,0.43)	77.32(48.11,113.62)	12.56(7.81,18.26)	0.4(0.37,0.43)
Bolivia (Plurinational State of)	5,203.24 (4,142.53, 6,458.79)	52.95(42.50,65.94)	0.77(0.75,0.78)	833.90(511.48,1,223.55)	8.60(5.33,12.61)	0.77(0.75,0.78)
Bosnia and Herzegovina	3,193.51 (2,529.74, 4,130.28)	60.52(48.18,76.41)	0.44(0.42,0.46)	507.14(309.33,753.19)	9.42(5.80,13.92)	0.44(0.42,0.46)
Botswana	1,803.28 (1,422.95, 2,236.57)	105.61(84.36,131.27)	0.46(0.43,0.49)	276.15(171.11,399.68)	16.91(10.56,24.64)	0.46(0.43,0.49)
Brazil	121,375.21 (96,996.36, 150,779.19)	50.35(40.42,62.54)	0.66(0.65,0.68)	19,550.66(12,433.51,28,144.98)	8.07(5.13,11.56)	0.66(0.65,0.68)
Brunei Darussalam	477.46 (373.20, 601.94)	116.92(92.50,146.94)	0.25(0.2,0.29)	89.78(54.80,131.21)	23.45(14.59,33.93)	0.25(0.2,0.29)
Bulgaria	7,603.61 (6,044.87, 9,703.80)	63.09(50.39,79.58)	0.27(0.26,0.29)	1,232.83(768.21,1,842.87)	9.96(6.22,14.64)	0.27(0.26,0.29)
Burkina Faso	9,423.28 (7,465.35, 11,645.72)	84.57(67.22,106.35)	0.17(0.15,0.19)	1,443.23(909.74,2,089.75)	13.53(8.61,19.68)	0.17(0.15,0.19)
Burundi	5,131.84 (4,051.04, 6,464.65)	91.21(72.77,116.67)	0.27(0.24,0.3)	770.66(473.98,1,136.62)	14.42(8.74,21.30)	0.27(0.24,0.3)
Cabo Verde	426.85 (340.99, 530.39)	90.04(71.75,112.37)	0.5(0.49,0.51)	67.72(42.33,99.00)	14.58(9.06,21.62)	0.5(0.49,0.51)
Cambodia	14,960.70 (11,810.11, 18,690.77)	109.51(87.47,137.28)	0.34(0.32,0.36)	2,336.16(1,420.01,3,373.19)	17.50(10.58,25.27)	0.34(0.32,0.36)
Cameroon	14,336.40 (11,330.73, 17,962.79)	95.28(76.06,121.37)	0.18(0.17,0.19)	2,209.39(1,358.54,3,198.58)	15.46(9.62,22.72)	0.18(0.17,0.19)
Canada	106,196.95 (84,942.64, 133,971.54)	191.48(153.39,236.15)	0.7(0.67,0.73)	27,127.72(16,778.83,39,610.40)	46.08(28.87,66.15)	0.7(0.67,0.73)
Central African Republic	2,367.17 (1,835.83, 2,970.53)	87.15(69.09,109.33)	0.11(0.09,0.12)	350.77(216.04,513.17)	13.60(8.58,19.74)	0.11(0.09,0.12)
Chad	5,901.22 (4,691.58, 7,273.94)	87.18(69.87,109.18)	0.32(0.31,0.33)	894.21(556.70,1,305.74)	13.81(8.64,20.19)	0.32(0.31,0.33)
Chile	30,992.68 (24,541.87, 38,983.06)	135.39(107.16,169.70)	0.49(0.47,0.51)	6,745.16(4,170.18,9,640.94)	28.93(17.87,41.31)	0.49(0.47,0.51)

1							
2							
3							
4							
5							
6							
7							
8							
9							
10							
11							
12							
13							
14							
15							
16							
17							
18							
19							
20							
21							
22							
23							
24							
25							
26							
27							
28							
29							
30							
31							
32							
33							
34							
35							
36							
37							
38							
39							
40							
41							
42							
43							
44							
45							
46							
47							
48							
49							
50							
51							
52							
53							
54							
55							
56							
57							
58							
59							
60							

1						
2						
3						
4						
5	<b>Guinea</b>	5,582.47 (4,445.81, 6,992.59)	87.41(69.30,110.59)	0.17(0.16,0.19)	864.59(539.39,1,264.24)	14.06(8.84,20.69) 0.17(0.16,0.19)
6	<b>Guinea-Bissau</b>	779.60 (612.43, 970.82)	83.89(66.30,105.63)	0.08(0.06,0.09)	117.24(72.89,169.34)	13.35(8.58,19.41) 0.08(0.06,0.09)
7	<b>Guyana</b>	323.42 (254.64, 402.92)	47.04(37.44,58.67)	0.54(0.52,0.55)	51.35(31.16,74.66)	7.51(4.62,10.90) 0.54(0.52,0.55)
8	<b>Haiti</b>	3,747.43 (2,937.98, 4,643.81)	42.99(34.67,52.84)	0.48(0.47,0.49)	577.30(365.00,859.19)	6.77(4.25,9.88) 0.48(0.47,0.49)
9	<b>Honduras</b>	2,380.91 (1,891.79, 2,960.14)	32.44(25.85,40.22)	0.67(0.65,0.68)	374.83(224.34,549.05)	5.23(3.16,7.62) 0.67(0.65,0.68)
10	<b>Hungary</b>	10,251.71 (8,092.68, 13,014.13)	63.27(50.08,79.91)	0.32(0.31,0.34)	1,650.96(999.30,2,433.57)	9.96(6.00,14.77) 0.32(0.31,0.34)
11	<b>Iceland</b>	418.37 (331.13, 536.88)	87.93(70.16,111.84)	0.29(0.25,0.32)	101.98(63.31,149.69)	20.38(12.67,29.84) 0.29(0.25,0.32)
12	<b>India</b>	958,893.47 (765,811.14, 1,208,831.06)	78.35(62.97,98.82)	0.17(0.15,0.19)	145,787.98(92,266.90,210,079.92)	12.06(7.67,17.46) 0.17(0.15,0.19)
13	<b>Indonesia</b>	321,221.76 (254,177.82, 404,910.48)	129.05(103.16,161.48)	0.57(0.54,0.59)	51,108.60(32,229.61,74,720.79)	20.74(13.12,29.99) 0.57(0.54,0.59)
14	<b>Iran (Islamic Republic of)</b>	78,473.37 (61,931.82, 98,314.91)	95.68(76.19,121.43)	0.23(0.17,0.29)	12,229.62(7,691.52,17,716.47)	15.15(9.53,21.99) 0.23(0.17,0.29)
15	<b>Iraq</b>	26,851.63 (21,040.55, 33,650.19)	95.59(76.05,121.13)	0.09(0.08,0.1)	4,159.04(2,660.89,5,968.77)	15.39(10.01,22.20) 0.09(0.08,0.1)
16	<b>Ireland</b>	5,661.53 (4,490.26, 7,187.25)	84.24(67.18,105.72)	0.2(0.17,0.22)	1,349.71(834.42,1,990.47)	19.32(11.93,28.38) 0.2(0.17,0.22)
17	<b>Israel</b>	8,706.94 (6,924.95, 10,942.70)	83.46(66.50,104.84)	0.25(0.23,0.26)	2,050.74(1,267.03,2,974.10)	19.06(11.82,27.73) 0.25(0.23,0.26)
18	<b>Italy</b>	92,501.67 (73,252.01, 116,598.94)	84.57(67.43,105.99)	0.15(0.05,0.25)	19,711.65(12,420.19,28,511.27)	16.76(10.49,24.16) 0.15(0.05,0.25)
19	<b>Jamaica</b>	1,473.71 (1,187.69, 1,825.38)	48.73(39.20,60.40)	0.63(0.62,0.64)	238.24(147.04,348.48)	7.91(4.90,11.57) 0.63(0.62,0.64)
20	<b>Japan</b>	300,896.68 (239,394.61, 381,874.79)	122.29(97.46,153.19)	0.25(0.21,0.3)	60,116.38(37,731.24,87,163.84)	22.73(14.31,32.89) 0.25(0.21,0.3)
21	<b>Jordan</b>	8,503.05 (6,621.02, 10,760.91)	103.27(82.40,131.34)	0.42(0.4,0.44)	1,353.44(837.21,1,980.21)	17.02(10.52,24.52) 0.42(0.4,0.44)
22	<b>Kazakhstan</b>	15,239.23 (12,007.52, 19,102.80)	82.32(65.28,103.44)	0.38(0.35,0.4)	2,466.14(1,533.89,3,696.58)	13.42(8.40,19.89) 0.38(0.35,0.4)
23	<b>Kenya</b>	27,835.36 (22,015.38, 34,652.39)	101.62(80.90,128.88)	0.24(0.23,0.25)	4,202.67(2,641.84,6,041.53)	16.03(10.16,23.21) 0.24(0.23,0.25)
24	<b>Kiribati</b>	114.18 (88.63, 144.58)	137.10(109.74,172.53)	0.28(0.26,0.3)	17.81(10.91,25.95)	22.23(13.91,32.50) 0.28(0.26,0.3)
25	<b>Kuwait</b>	4,468.74 (3,419.60, 5,599.57)	113.51(90.04,143.24)	0.16(0.11,0.22)	713.63(432.06,1,055.36)	19.01(11.71,27.58) 0.16(0.11,0.22)
26	<b>Kyrgyzstan</b>	4,006.21 (3,158.52, 5,021.71)	76.62(61.05,96.40)	0.35(0.34,0.37)	635.98(391.94,929.92)	12.43(7.69,18.11) 0.35(0.34,0.37)
27	<b>Lao People's Democratic Republic</b>	6,409.12 (5,035.44, 8,002.19)	120.67(95.93,150.94)	0.46(0.44,0.48)	1,005.46(602.33,1,444.21)	19.59(11.90,28.47) 0.46(0.44,0.48)
28	<b>Latvia</b>	2,593.10 (2,030.31, 3,369.97)	80.31(63.03,102.58)	0.41(0.39,0.42)	429.35(269.02,638.90)	12.84(7.92,18.83) 0.41(0.39,0.42)
29	<b>Lebanon</b>	5,069.21 (4,058.38, 6,345.02)	95.73(76.52,120.53)	0.26(0.24,0.28)	820.72(515.64,1,181.93)	15.55(9.79,22.53) 0.26(0.24,0.28)
30	<b>Lesotho</b>	1,432.30 (1,128.85, 1,785.97)	96.67(76.24,121.13)	0.26(0.25,0.28)	216.01(130.77,312.34)	15.16(9.25,22.15) 0.26(0.25,0.28)
31	<b>Liberia</b>	2,515.06 (1,976.41, 3,137.29)	95.39(75.25,121.27)	0.27(0.23,0.31)	383.19(239.60,554.32)	15.24(9.52,22.11) 0.27(0.23,0.31)
32	<b>Libya</b>	6,173.61 (4,849.35, 7,672.41)	100.14(80.08,124.88)	0.12(0.11,0.13)	972.98(597.64,1,433.01)	16.21(10.05,23.83) 0.12(0.11,0.13)
33	<b>Lithuania</b>	3,691.72 (2,919.00, 4,728.41)	78.57(62.81,99.01)	0.32(0.31,0.32)	606.95(369.48,896.04)	12.50(7.73,18.15) 0.32(0.31,0.32)
34	<b>Luxembourg</b>	786.85 (624.97, 992.18)	87.73(69.75,110.15)	0.36(0.31,0.4)	187.82(117.68,278.57)	20.17(12.67,29.91) 0.36(0.31,0.4)
35	<b>Madagascar</b>	12,338.54 (9,719.11, 15,340.98)	90.12(71.30,113.90)	0.07(0.06,0.08)	1,868.00(1,153.15,2,717.27)	14.39(9.10,20.90) 0.07(0.06,0.08)
36	<b>Malawi</b>	8,051.28 (6,391.62, 9,947.33)	90.01(72.01,113.09)	0.16(0.11,0.2)	1,216.04(764.40,1,761.66)	14.29(9.14,21.05) 0.16(0.11,0.2)
37	<b>Malaysia</b>	40,577.87 (32,297.72, 50,529.61)	136.85(109.27,170.95)	0.58(0.55,0.6)	6,653.94(4,192.37,9,835.61)	22.84(14.26,33.61) 0.58(0.55,0.6)
38	<b>Maldives</b>	619.42 (482.64, 773.08)	139.62(111.09,174.62)	0.54(0.53,0.55)	97.49(60.95,143.26)	23.11(14.11,33.70) 0.54(0.53,0.55)
39	<b>Mali</b>	8,865.91 (7,059.38, 11,100.42)	87.33(69.80,108.99)	0.24(0.23,0.25)	1,367.13(850.67,2,012.45)	14.04(8.73,20.43) 0.24(0.23,0.25)
40	<b>Malta</b>	635.27 (503.89, 816.91)	86.84(69.25,109.96)	0.37(0.36,0.38)	158.42(98.13,232.12)	20.03(12.47,29.29) 0.37(0.36,0.38)
41	<b>Marshall Islands</b>	60.40 (47.57, 75.77)	144.12(115.07,180.86)	0.45(0.43,0.48)	9.44(5.94,13.84)	23.36(14.66,33.98) 0.45(0.43,0.48)
42	<b>Mauritania</b>	2,279.76 (1,806.67, 2,846.67)	96.32(76.84,121.77)	0.3(0.29,0.32)	362.76(223.65,525.89)	15.85(9.75,23.20) 0.3(0.29,0.32)
43	<b>Mauritius</b>	2,223.51 (1,760.04, 2,844.91)	130.33(104.23,164.73)	0.44(0.43,0.46)	369.81(231.24,546.27)	21.44(13.56,31.19) 0.44(0.43,0.46)
44	<b>Mexico</b>	47,527.96 (37,498.30, 59,179.92)	38.17(30.28,47.53)	0.39(0.34,0.45)	7,862.12(4,985.09,11,289.42)	6.31(4.01,9.16) 0.39(0.34,0.45)
45						
46						
47						
48						
49						
50						
51						
52						
53						
54						
55						
56						
57						
58						
59						
60						



<b>Micronesia (Federated States of)</b>	118.51 (93.02, 148.94)	145.72(117.04,181.45)	0.25(0.21,0.28)	18.93(11.88,27.51)	23.92(15.14,34.58)	0.25(0.21,0.28)
<b>Monaco</b>	60.42 (47.87, 78.31)	85.43(68.21,108.13)	0.24(0.21,0.27)	15.48(9.67,22.66)	19.76(12.25,28.95)	0.24(0.21,0.27)
<b>Mongolia</b>	2,200.40 (1,706.83, 2,766.43)	76.92(61.08,97.50)	0.15(0.14,0.17)	344.33(210.60,510.15)	12.38(7.72,18.18)	0.15(0.14,0.17)
<b>Montenegro</b>	559.46 (441.86, 723.55)	62.46(49.66,79.15)	0.28(0.26,0.3)	89.49(55.18,132.82)	9.83(6.06,14.51)	0.28(0.26,0.3)
<b>Morocco</b>	31,152.84 (24,450.12, 39,270.45)	91.96(72.97,116.16)	0.35(0.34,0.37)	4,964.25(3,100.50,7,148.96)	14.85(9.24,21.50)	0.35(0.34,0.37)
<b>Mozambique</b>	11,872.96 (9,356.16, 14,879.93)	88.23(70.07,111.10)	0.16(0.14,0.17)	1,775.33(1,110.31,2,569.52)	13.87(8.65,20.25)	0.16(0.14,0.17)
<b>Myanmar</b>	57,797.54 (46,004.41, 72,640.92)	113.33(90.44,142.27)	0.25(0.24,0.27)	9,210.60(5,712.48,13,436.62)	18.27(11.38,26.94)	0.25(0.24,0.27)
<b>Namibia</b>	1,591.90 (1,266.42, 1,981.55)	98.24(78.62,124.78)	0.17(0.15,0.18)	244.92(153.94,353.17)	15.63(9.77,22.90)	0.17(0.15,0.18)
<b>Nauru</b>	8.88 (6.93, 11.14)	147.13(118.04,184.00)	0.14(0.12,0.16)	1.38(0.86,2.01)	24.40(15.18,34.84)	0.14(0.12,0.16)
<b>Nepal</b>	17,509.32 (13,856.04, 22,036.93)	72.99(58.25,92.44)	0.13(0.11,0.15)	2,686.04(1,656.50,3,920.46)	11.40(7.11,16.52)	0.13(0.11,0.15)
<b>Netherlands</b>	23,912.08 (18,776.09, 30,516.83)	86.78(68.96,109.18)	0.22(0.1,0.34)	5,976.81(3,700.06,8,712.48)	20.16(12.48,28.91)	0.22(0.1,0.34)
<b>New Zealand</b>	13,921.57 (11,318.37, 17,015.40)	207.88(170.09,252.28)	0.2(0.16,0.24)	3,221.40(2,118.65,4,574.12)	45.41(29.51,64.12)	0.2(0.16,0.24)
<b>Nicaragua</b>	1,789.63 (1,397.53, 2,212.31)	33.20(26.32,40.96)	0.66(0.63,0.69)	286.70(178.07,426.64)	5.41(3.37,7.92)	0.66(0.63,0.69)
<b>Niger</b>	7,905.50 (6,239.11, 9,872.89)	83.74(67.06,105.18)	-0.01(-0.03,0.01)	1,208.46(739.43,1,732.23)	13.43(8.37,19.19)	-0.01(-0.03,0.01)
<b>Nigeria</b>	91,814.00 (72,551.10, 114,549.44)	85.08(68.17,107.32)	-0.38(-0.43,-0.34)	13,987.02(8,856.69,20,132.89)	13.50(8.48,19.43)	-0.38(-0.43,-0.34)
<b>Niue</b>	3.21 (2.53, 4.12)	156.97(125.13,198.22)	0.51(0.5,0.52)	0.54(0.34,0.79)	26.00(16.45,37.81)	0.51(0.5,0.52)
<b>North Macedonia</b>	1,919.88 (1,501.59, 2,453.24)	63.14(50.05,79.68)	0.34(0.32,0.36)	305.46(188.28,457.26)	9.93(6.27,14.67)	0.34(0.32,0.36)
<b>Northern Mariana Islands</b>	86.14 (66.75, 112.03)	158.41(126.49,200.02)	0.01(-0.05,0.07)	14.54(8.94,21.52)	26.48(16.44,38.26)	0.01(-0.05,0.07)
<b>Norway</b>	6,987.21 (5,527.62, 8,893.55)	86.80(69.04,108.68)	0.25(-0.06,0.56)	1,456.68(920.14,2,118.15)	17.28(10.94,24.93)	0.25(-0.06,0.56)
<b>Oman</b>	3,650.77 (2,782.45, 4,600.08)	110.16(87.75,138.62)	0.72(0.56,0.88)	547.19(338.46,798.20)	17.87(11.21,25.74)	0.72(0.56,0.88)
<b>Pakistan</b>	103,157.92 (80,979.80, 129,685.57)	79.31(63.15,100.11)	0.58(0.48,0.67)	15,492.43(9,738.80,22,524.58)	12.28(7.72,17.81)	0.58(0.48,0.67)
<b>Palau</b>	37.44 (29.04, 47.55)	164.38(130.07,206.15)	0.5(0.47,0.53)	6.22(3.81,9.09)	27.26(17.05,39.15)	0.5(0.47,0.53)
<b>Palestine</b>	2,728.50 (2,134.75, 3,399.95)	91.54(72.77,115.26)	0.26(0.25,0.27)	419.32(259.58,603.19)	14.65(9.13,21.21)	0.26(0.25,0.27)
<b>Panama</b>	1,423.21 (1,126.07, 1,783.94)	33.90(26.83,42.57)	0.81(0.79,0.83)	232.70(144.64,341.62)	5.55(3.46,8.14)	0.81(0.79,0.83)
<b>Papua New Guinea</b>	8,231.01 (6,414.31, 10,271.63)	135.39(108.23,168.29)	0.26(0.25,0.27)	1,255.06(775.31,1,822.72)	21.61(13.48,31.39)	0.26(0.25,0.27)
<b>Paraguay</b>	2,907.80 (2,312.05, 3,663.89)	47.37(37.76,60.19)	0.61(0.59,0.62)	465.91(288.90,695.85)	7.68(4.75,11.39)	0.61(0.59,0.62)
<b>Peru</b>	18,173.59 (14,421.34, 22,707.03)	54.30(43.12,67.94)	0.68(0.66,0.71)	2,982.71(1,822.72,4,405.78)	8.95(5.47,13.30)	0.68(0.66,0.71)
<b>Philippines</b>	109,662.69 (86,452.32, 136,932.99)	122.75(98.47,154.33)	0.73(0.71,0.74)	17,171.61(10,725.77,24,724.80)	19.61(12.36,28.04)	0.73(0.71,0.74)
<b>Poland</b>	40,579.84 (32,533.11, 51,377.89)	66.52(53.21,83.50)	0.44(0.42,0.45)	6,476.24(4,058.14,9,396.38)	10.43(6.53,15.13)	0.44(0.42,0.45)
<b>Portugal</b>	15,426.26 (12,080.73, 19,745.53)	83.46(65.86,104.57)	0.27(0.23,0.31)	3,847.31(2,403.31,5,624.41)	19.08(11.90,27.82)	0.27(0.23,0.31)
<b>Puerto Rico</b>	3,041.48 (2,437.61, 3,816.70)	54.54(43.50,67.01)	0.57(0.56,0.59)	512.29(331.54,748.01)	9.04(5.71,13.10)	0.57(0.56,0.59)
<b>Qatar</b>	3,047.68 (2,311.39, 3,872.90)	137.05(109.70,174.07)	0.53(0.51,0.56)	461.24(282.91,682.86)	22.54(14.52,32.66)	0.53(0.51,0.56)
<b>Republic of Korea</b>	91,577.51 (71,910.27, 115,771.72)	109.97(87.23,137.69)	0.33(0.28,0.37)	18,854.71(11,572.42,27,691.75)	21.96(13.66,31.95)	0.33(0.28,0.37)
<b>Republic of Moldova</b>	4,244.85 (3,377.39, 5,377.64)	78.70(63.03,98.76)	0.48(0.45,0.51)	684.83(420.42,999.49)	12.52(7.77,18.17)	0.48(0.45,0.51)
<b>Romania</b>	20,105.97 (15,921.82, 25,470.31)	63.69(50.40,79.42)	0.44(0.39,0.48)	3,263.40(1,997.64,4,867.53)	10.09(6.21,14.88)	0.44(0.39,0.48)
<b>Russian Federation</b>	184,226.08 (146,422.74, 235,241.06)	85.33(68.38,107.28)	0.49(0.46,0.52)	29,358.61(18,457.60,42,963.43)	13.39(8.37,19.40)	0.49(0.46,0.52)



Rwanda	6,387.61 (5,052.93, 8,078.50)	87.14(69.61,110.91)	0.12(0.08,0.16)	965.23(611.32,1,385.49)	13.79(8.63,19.94)	0.12(0.08,0.16)
Saint Kitts and Nevis	34.84 (27.22, 43.95)	50.75(40.35,62.63)	0.68(0.67,0.7)	5.73(3.58,8.36)	8.24(5.14,11.93)	0.68(0.67,0.7)
Saint Lucia	103.51 (82.78, 129.18)	48.76(39.31,60.61)	0.68(0.66,0.7)	16.88(10.46,24.58)	7.86(4.86,11.35)	0.68(0.66,0.7)
Saint Vincent and the Grenadines	64.31 (51.09, 80.85)	49.19(39.35,61.11)	0.77(0.76,0.78)	10.41(6.45,15.46)	7.88(4.96,11.70)	0.77(0.76,0.78)
Samoa	246.14 (194.59, 306.33)	154.42(122.76,192.55)	0.3(0.29,0.31)	40.38(25.20,58.68)	25.79(16.16,37.35)	0.3(0.29,0.31)
San Marino	43.61 (34.62, 55.40)	84.31(67.29,106.72)	0.13(0.1,0.15)	10.85(6.72,15.90)	19.56(12.21,28.58)	0.13(0.1,0.15)
Sao Tome and Principe	120.09 (94.90, 149.64)	93.60(74.63,117.29)	0.35(0.34,0.36)	18.73(11.57,26.95)	15.15(9.46,22.13)	0.35(0.34,0.36)
Saudi Arabia	32,533.41 (24,732.31, 40,854.80)	114.21(91.42,143.53)	0.51(0.48,0.53)	4,995.51(3,195.57,7,188.30)	18.63(11.85,26.73)	0.51(0.48,0.53)
Senegal	7,737.00 (6,159.62, 9,640.00)	88.91(70.93,111.99)	0.06(0.05,0.07)	1,198.01(750.78,1,743.13)	14.27(8.93,20.80)	0.06(0.05,0.07)
Serbia	8,710.07 (6,820.09, 11,155.74)	63.94(50.64,80.48)	0.38(0.37,0.38)	1,408.04(874.76,2,077.70)	10.11(6.24,14.96)	0.38(0.37,0.38)
Seychelles	159.07 (125.96, 200.36)	134.79(107.40,168.23)	0.49(0.46,0.52)	26.29(16.26,37.89)	22.28(13.85,32.01)	0.49(0.46,0.52)
Sierra Leone	3,878.69 (3,073.62, 4,823.31)	88.74(70.38,112.00)	0.19(0.18,0.2)	591.02(368.44,841.98)	14.16(8.77,20.18)	0.19(0.18,0.2)
Singapore	9,526.35 (7,507.72, 11,993.01)	118.25(94.48,148.49)	0.45(0.39,0.5)	1,972.42(1,227.64,2,891.74)	24.45(15.17,35.46)	0.45(0.39,0.5)
Slovakia	5,270.78 (4,165.06, 6,761.15)	63.32(50.04,80.28)	0.36(0.35,0.37)	844.80(521.86,1,228.02)	9.99(6.20,14.51)	0.36(0.35,0.37)
Slovenia	2,304.55 (1,833.77, 2,919.17)	65.02(51.55,81.02)	0.55(0.54,0.56)	373.40(232.19,553.66)	10.28(6.44,15.04)	0.55(0.54,0.56)
Solomon Islands	544.41 (425.95, 679.79)	140.75(112.24,176.81)	0.17(0.14,0.21)	84.32(52.90,122.92)	22.82(14.27,33.58)	0.17(0.14,0.21)
Somalia	7,521.33 (5,885.50, 9,452.22)	85.62(67.97,109.35)	0.01(-0.01,0.03)	1,112.82(715.26,1,640.59)	13.48(8.44,19.89)	0.01(-0.01,0.03)
South Africa	56,883.76 (45,333.69, 71,787.15)	115.38(92.13,146.41)	0.21(0.19,0.23)	8,804.71(5,511.21,12,575.21)	18.22(11.47,26.27)	0.21(0.19,0.23)
South Sudan	4,265.42 (3,361.66, 5,312.98)	93.09(74.15,117.08)	0.03(0,0.05)	646.46(400.12,941.91)	14.64(9.26,21.05)	0.03(0,0.05)
Spain	64,691.76 (51,405.27, 82,007.94)	84.89(67.77,106.65)	0.23(0.21,0.26)	15,987.26(10,134.74,23,207.37)	19.52(12.45,28.44)	0.23(0.21,0.26)
Sri Lanka	30,363.59 (23,969.01, 38,391.74)	119.41(95.43,150.86)	0.22(0.2,0.23)	4,955.84(3,135.38,7,274.88)	19.37(12.33,28.45)	0.22(0.2,0.23)
Sudan	21,296.63 (16,848.98, 26,431.40)	93.76(74.76,119.36)	0.53(0.51,0.54)	3,288.38(2,103.90,4,821.31)	15.12(9.62,22.05)	0.53(0.51,0.54)
Suriname	301.62 (239.10, 377.57)	49.61(39.69,61.67)	0.61(0.59,0.62)	49.25(29.99,70.96)	8.03(4.95,11.57)	0.61(0.59,0.62)
Sweden	16,280.04 (12,803.10, 20,752.77)	93.53(74.66,117.77)	-0.06(-0.08,-0.04)	3,141.09(1,957.91,4,591.93)	16.94(10.59,24.56)	-0.06(-0.08,-0.04)
Switzerland	11,555.97 (9,148.20, 14,786.92)	82.29(65.41,104.61)	0.2(0.15,0.25)	2,805.85(1,742.98,4,110.29)	18.68(11.41,27.31)	0.2(0.15,0.25)
Syrian Arab Republic	12,439.69 (9,830.39, 15,831.77)	94.14(74.96,119.20)	0.17(0.14,0.19)	2,002.73(1,243.09,2,926.46)	15.25(9.73,22.30)	0.17(0.14,0.19)
Taiwan (Province of China)	65,549.54 (53,044.67, 80,475.12)	182.34(148.65,221.88)	0.61(0.45,0.78)	12,276.25(7,982.29,17,548.02)	33.40(21.66,47.51)	0.61(0.45,0.78)
Tajikistan	4,796.94 (3,724.06, 5,986.17)	75.39(60.00,93.63)	0.28(0.25,0.3)	741.70(449.74,1,111.28)	12.13(7.61,17.76)	0.28(0.25,0.3)
Thailand	130,593.26 (103,553.92, 165,513.69)	131.71(105.00,165.93)	0.52(0.48,0.56)	22,286.84(13,559.58,32,818.66)	22.14(13.75,32.17)	0.52(0.48,0.56)
Timor-Leste	1,023.00 (816.05, 1,281.16)	115.67(92.97,144.53)	0.21(0.19,0.22)	159.66(98.70,235.39)	18.46(11.43,27.24)	0.21(0.19,0.22)
Togo	3,821.83 (2,977.78, 4,794.16)	82.96(66.15,103.94)	0.05(0.02,0.08)	585.60(364.70,855.42)	13.27(8.22,19.51)	0.05(0.02,0.08)
Tokelau	2.05 (1.63, 2.57)	154.87(123.33,192.11)	0.65(0.6,0.71)	0.34(0.21,0.49)	25.81(16.02,37.11)	0.65(0.6,0.71)
Tonga	122.56 (97.74, 153.69)	148.93(119.21,187.08)	0.31(0.3,0.33)	20.35(12.89,29.40)	24.94(15.70,36.14)	0.31(0.3,0.33)
Trinidad and Tobago	882.01 (698.77, 1,121.21)	50.13(39.86,62.51)	0.58(0.56,0.6)	144.40(91.14,210.81)	8.12(5.14,11.91)	0.58(0.56,0.6)
Tunisia	11,997.48 (9,508.16, 15,219.16)	92.21(73.40,116.64)	0.25(0.24,0.26)	1,935.65(1,196.43,2,794.57)	14.90(9.22,21.47)	0.25(0.24,0.26)
Turkey	88,711.14 (70,736.58, 111,000.20)	96.65(77.21,121.74)	0.28(0.25,0.31)	14,525.30(9,000.42,21,307.55)	15.89(9.91,23.32)	0.28(0.25,0.31)
Turkmenistan	3,609.65 (2,843.41, 4,556.80)	81.75(65.17,103.56)	0.45(0.44,0.47)	580.70(356.79,843.53)	13.41(8.25,19.29)	0.45(0.44,0.47)
Tuvalu	15.76 (12.44, 19.88)	147.55(117.37,184.44)	0.63(0.61,0.65)	2.57(1.59,3.77)	24.36(15.17,35.69)	0.63(0.61,0.65)

<b>Uganda</b>	15,496.21 (12,265.03, 19,528.98)	87.45(69.81,111.21)	0.05(0.02,0.07)	2,331.50(1,441.27,3,453.37)	13.91(8.81,20.47)	0.05(0.02,0.07)
<b>Ukraine</b>	55,804.78 (44,189.23, 71,836.26)	81.31(64.64,103.12)	0.27(0.26,0.29)	8,852.46(5,623.68,13,168.91)	12.65(8.11,18.63)	0.27(0.26,0.29)
<b>United Arab Emirates</b>	11,589.89 (8,465.92, 15,033.28)	125.67(100.74,157.93)	0.57(0.54,0.6)	1,788.10(1,077.26,2,711.98)	20.54(12.91,29.95)	0.57(0.54,0.6)
<b>United Kingdom</b>	95,850.45 (75,967.45, 121,310.02)	93.54(74.67,117.71)	0.33(0.3,0.35)	21,760.10(13,781.13,31,731.68)	19.96(12.69,28.69)	0.33(0.3,0.35)
<b>United Republic of Tanzania</b>	27,957.12 (22,276.85, 34,680.82)	95.37(76.64,119.49)	0.27(0.25,0.29)	4,329.46(2,708.85,6,339.51)	15.42(9.57,22.75)	0.27(0.25,0.29)
<b>United States of America</b>	1,005,047.26 (829,731.62, 1,217,008.01)	216.90(181.49,259.94)	1.64(1.47,1.82)	258,422.82(171,072.39,356,152.60)	53.00(34.95,73.61)	1.64(1.47,1.82)
<b>United States Virgin Islands</b>	79.86 (63.26, 100.72)	52.37(41.91,64.29)	0.49(0.47,0.51)	13.49(8.43,19.86)	8.64(5.54,12.52)	0.49(0.47,0.51)
<b>Uruguay</b>	6,063.09 (4,854.59, 7,695.46)	133.11(106.00,168.60)	0.52(0.48,0.56)	1,361.09(853.70,1,964.41)	28.45(17.94,40.95)	0.52(0.48,0.56)
<b>Uzbekistan</b>	20,782.52 (16,072.93, 26,090.70)	79.95(63.43,99.41)	0.46(0.45,0.48)	3,272.10(1,992.79,4,887.46)	13.01(8.15,19.28)	0.46(0.45,0.48)
<b>Vanuatu</b>	283.09 (223.46, 353.04)	143.69(114.04,181.06)	0.19(0.18,0.2)	44.94(27.72,64.97)	23.55(14.67,34.30)	0.19(0.18,0.2)
<b>Venezuela (Bolivarian Republic of)</b>	10,300.01 (8,072.54, 12,920.82)	34.36(27.02,42.95)	0.61(0.6,0.62)	1,700.23(1,041.06,2,526.16)	5.63(3.49,8.33)	0.61(0.6,0.62)
<b>Viet Nam</b>	114,697.33 (90,595.28, 143,962.21)	111.07(89.07,138.89)	0.41(0.38,0.45)	18,428.47(11,463.52,27,232.07)	17.99(11.41,26.37)	0.41(0.38,0.45)
<b>Yemen</b>	14,099.09 (11,239.15, 17,368.24)	84.10(67.44,104.79)	0.38(0.36,0.39)	2,132.57(1,349.30,3,134.05)	13.32(8.45,19.54)	0.38(0.36,0.39)
<b>Zambia</b>	8,122.99 (6,367.63, 10,135.20)	94.48(75.35,120.18)	0.1(0.08,0.13)	1,221.11(759.82,1,763.45)	15.08(9.32,21.94)	0.1(0.08,0.13)
<b>Zimbabwe</b>	7,892.75 (6,210.87, 9,940.01)	93.53(74.21,119.05)	-0.07(-0.08,-0.05)	1,194.79(740.42,1,739.86)	14.84(9.17,21.52)	-0.07(-0.08,-0.05)

**Figure S1.** Age-standardized incidence (A), death (B), and DALY (C) rates (per 100,000 population) in global and five SDI quintiles from 1990 to 2019

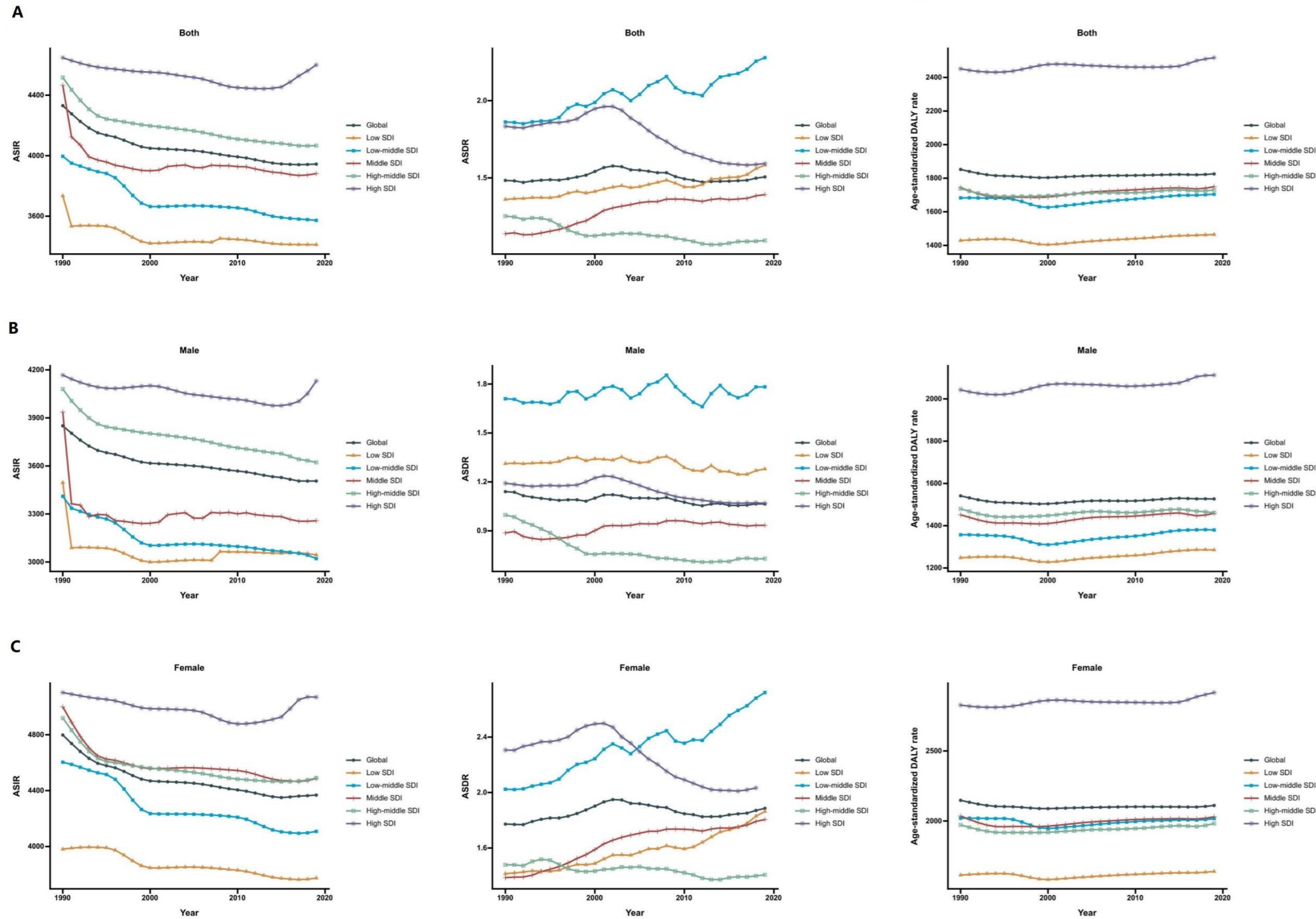
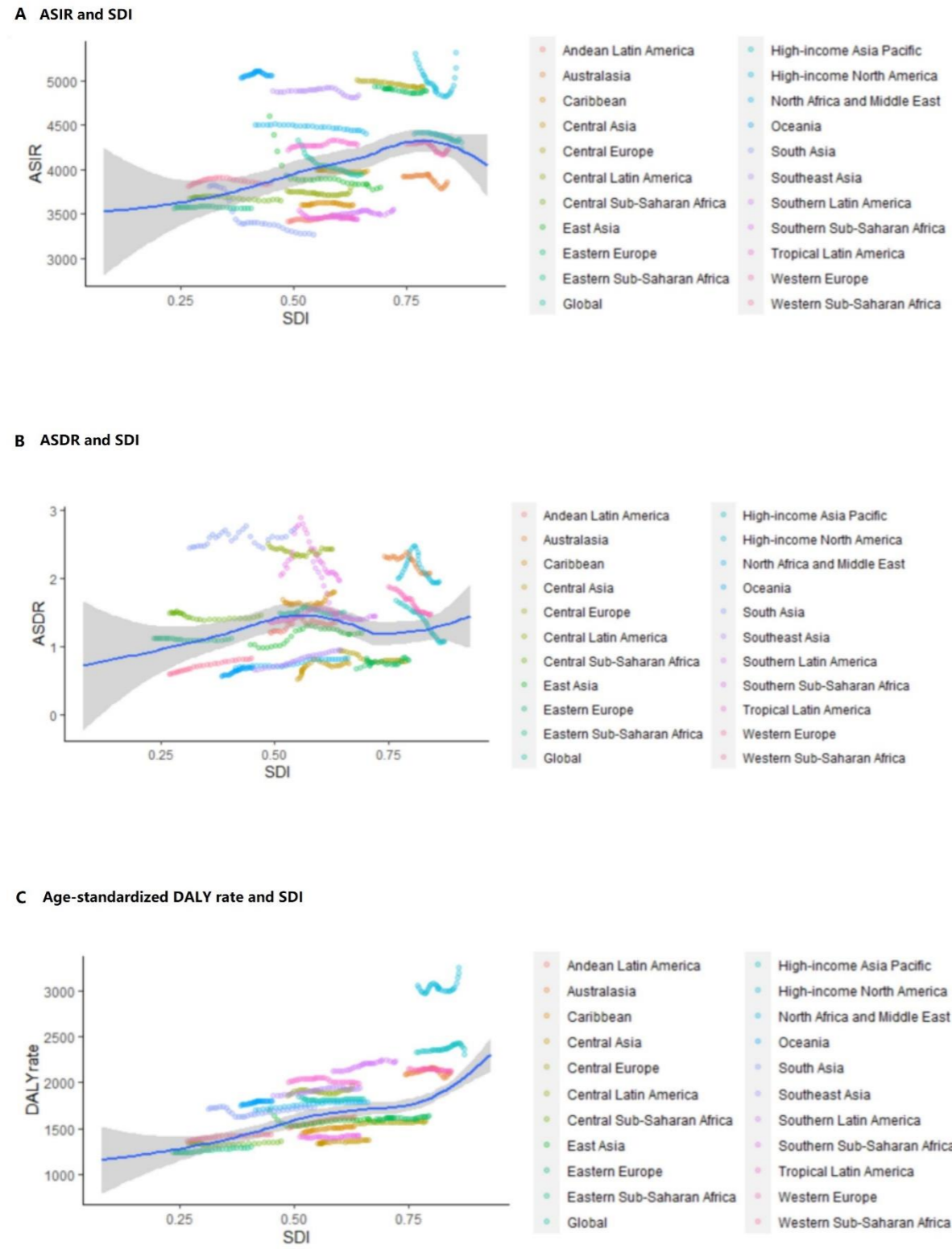


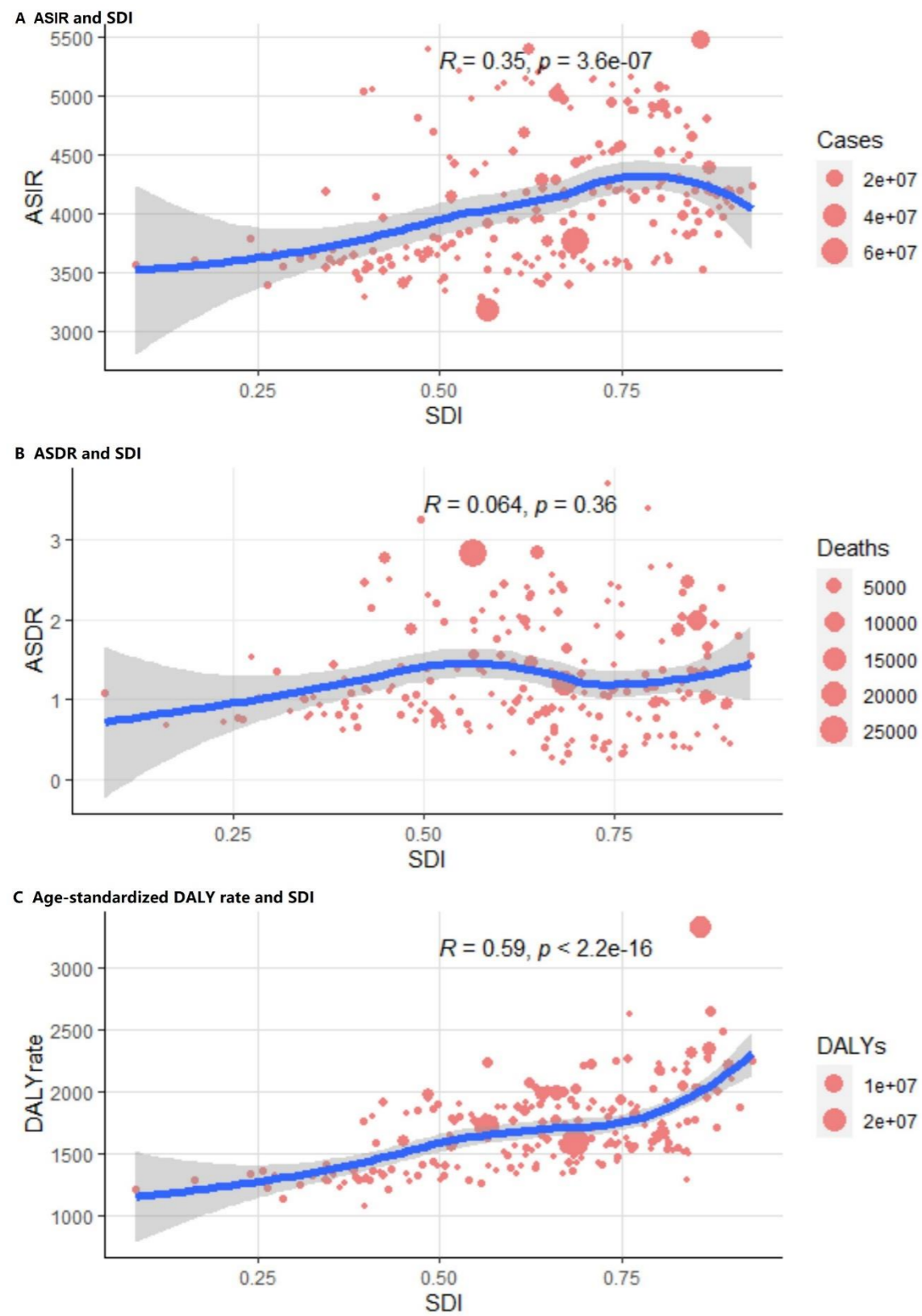
Figure S2. The correlation of ASIR (A), ASDR (B), age-standardized DALY rate (C) (per 100,000 population) with SDI value in 21 regions from 1990 to 2019



per review only



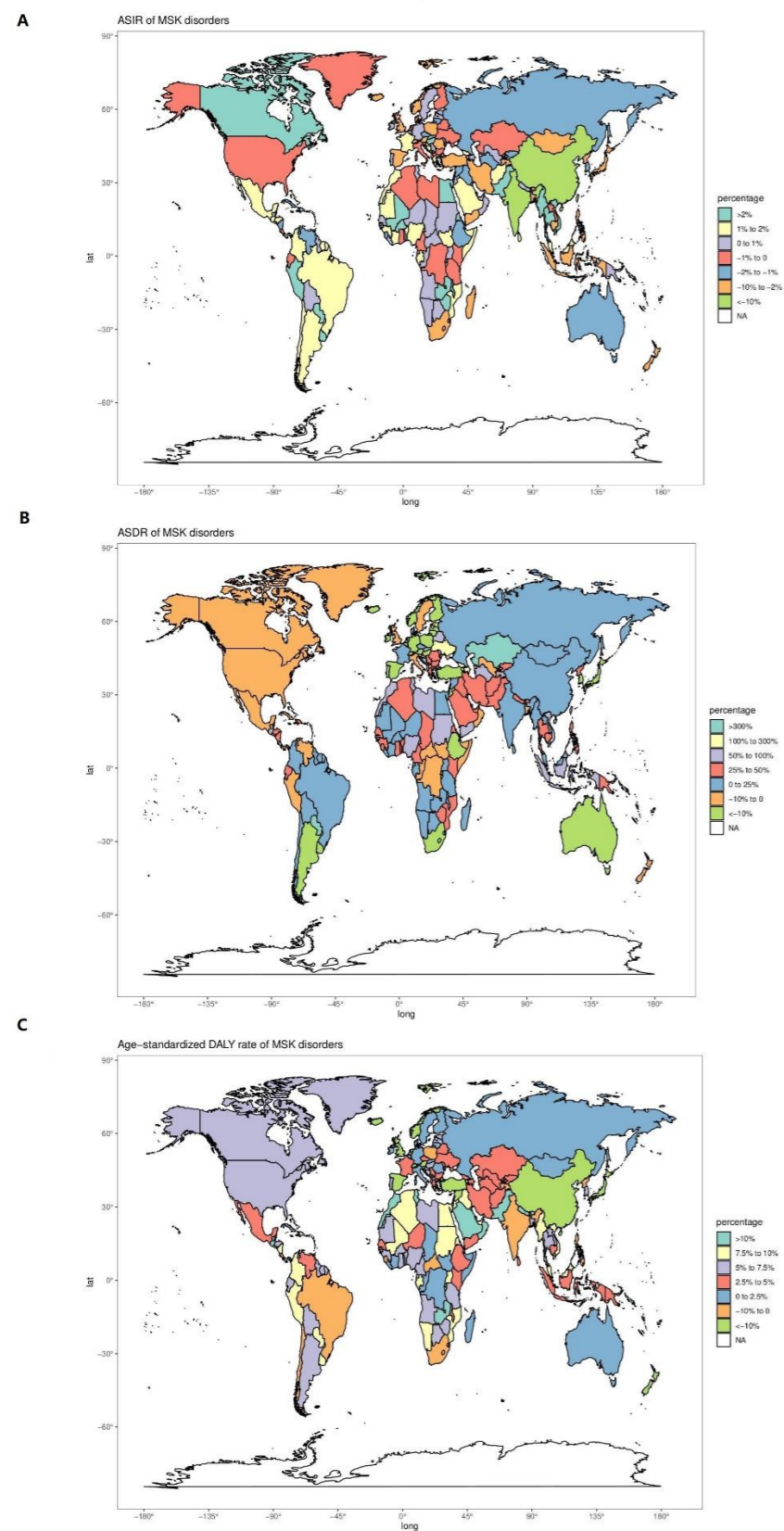
**Figure S3.** The correlation of ASIR (A), ASDR (B), age-standardized DALY rate (C) (per 100,000 population) with SDI value in 204 countries in 2019. The size of circle indicates the number of cases and one circle represents a specific country.



Peer review only



Figure S4. The percentage change in age-standardized rates for MSK disorders of Worldwide between 1990 and 2019



Peer review only

Age-standardized incidence rate (ASIR) (A), age-standardized death rate (ASDR) (B), and age-standardized DALY rate (AS DALY) (C)

**Figure S5.** The number of incident cases (A), deaths (B), DALYs (C) of five common conditions by gender and age groups in 2019

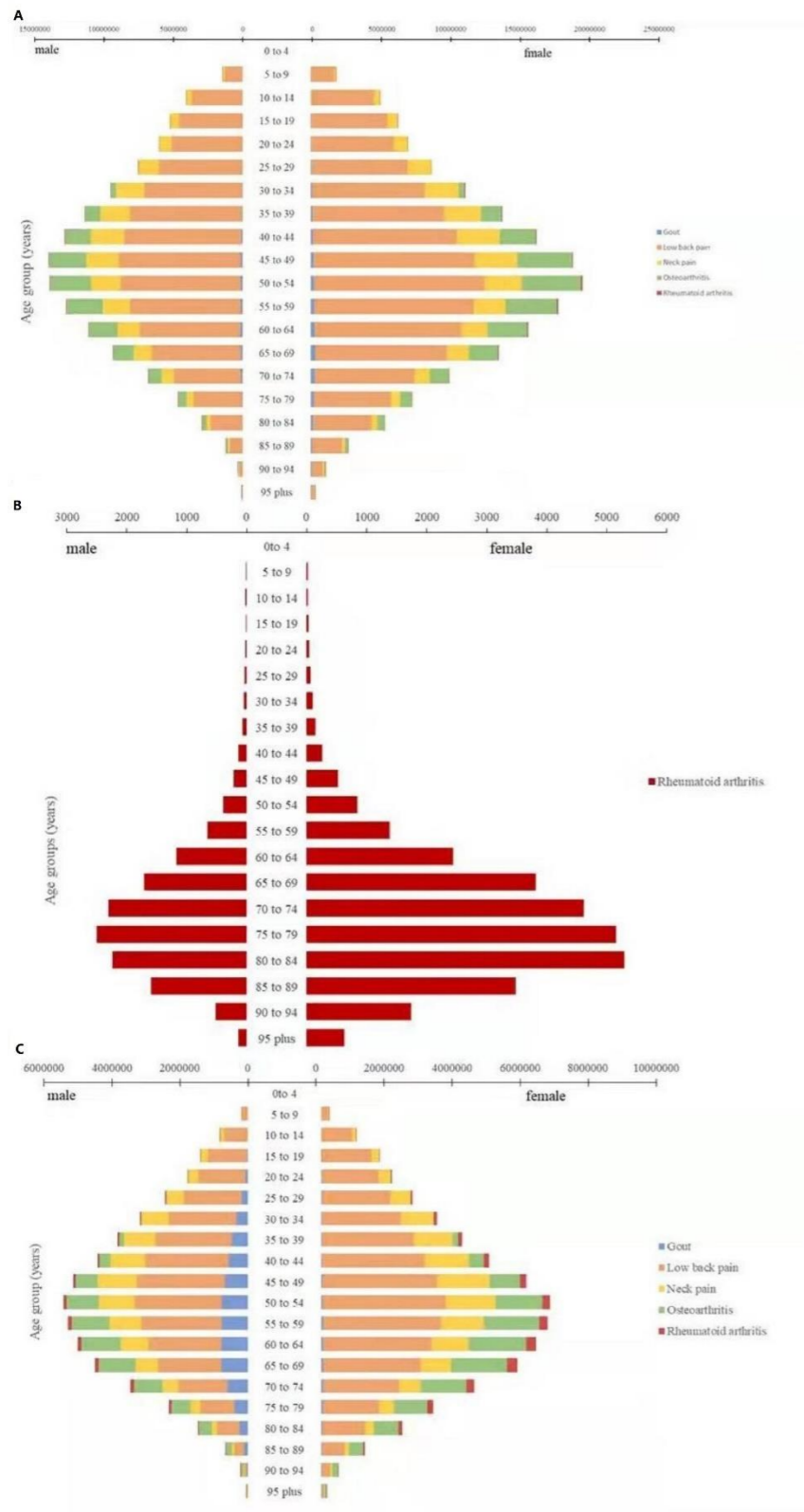
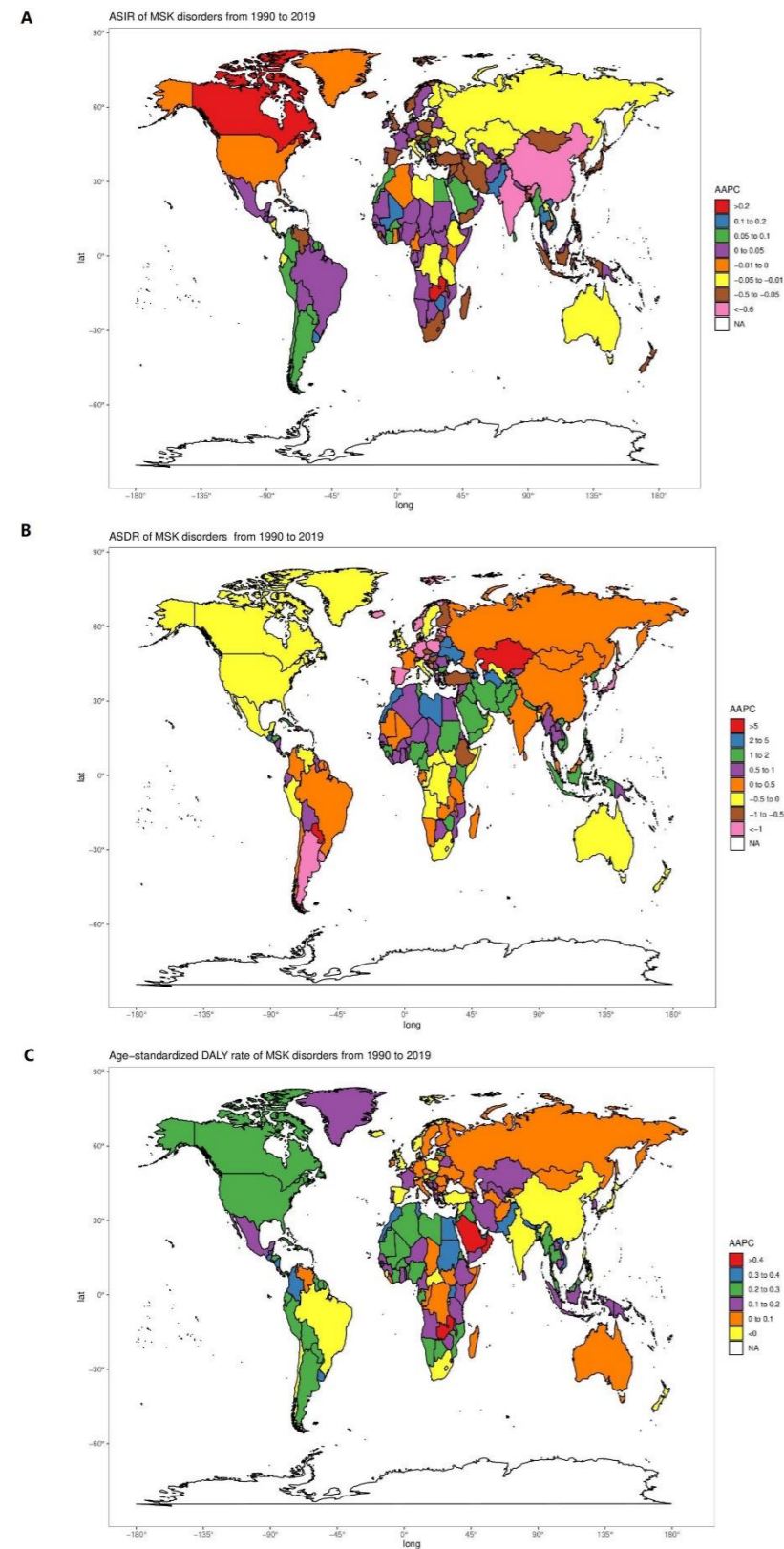


Figure S6. The AAPC of age-standardized rates for MSK disorders of Worldwide from 1990 to 2019



Peer review only

Age-standardized incidence rate (ASIR) (A), age-standardized death rate (ASDR) (B), and age-standardized DALY rate (AS DALY) (C)

**Figure S7.** The DALYs for RA (A), OA (B), LBP (C), and gout (D) attributable to risk factors in 21 regions in 2019  
 Only the overall DALYs and the most pronounced one attributable to specific risk factors were presented.

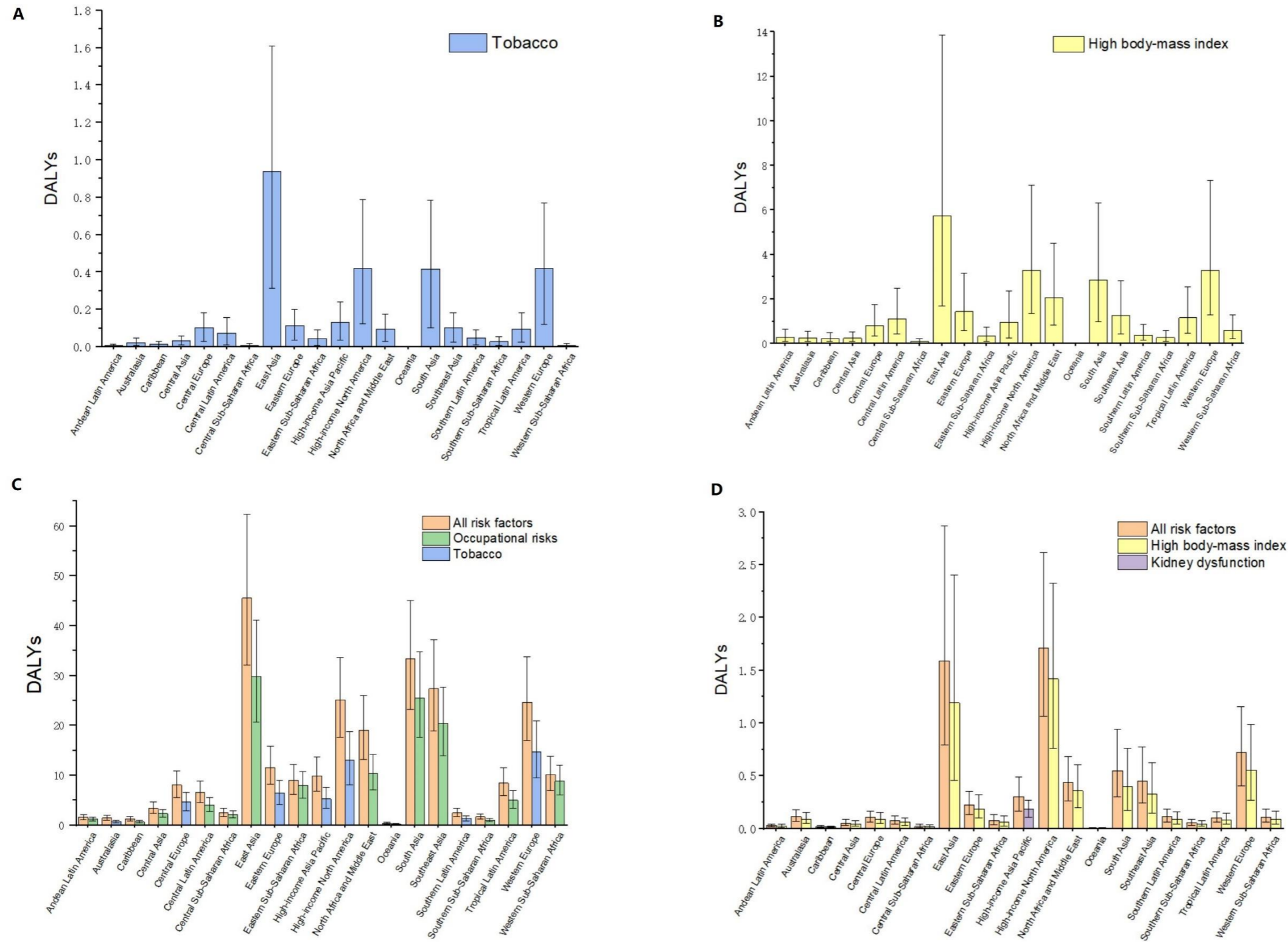
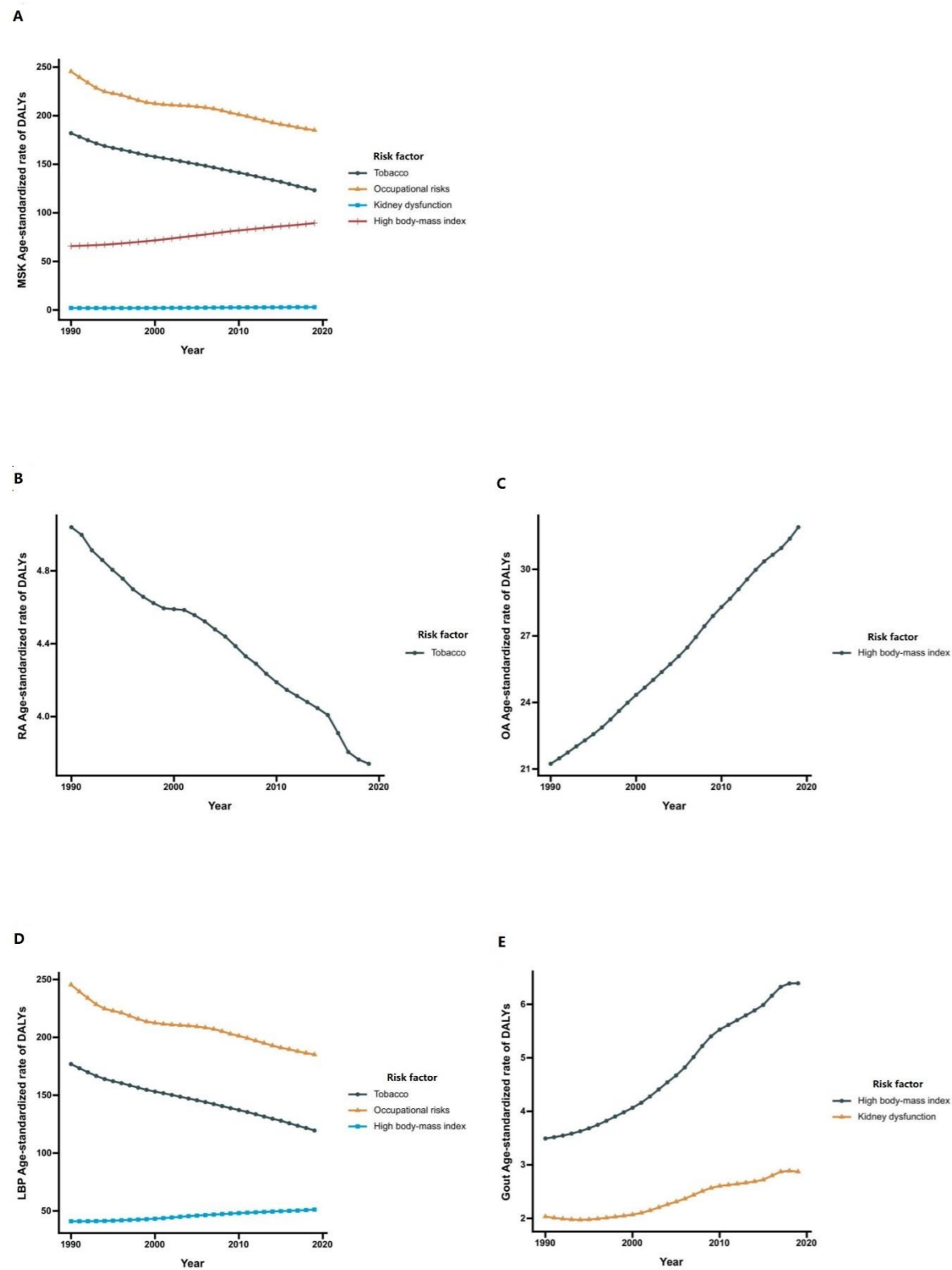




Figure S8. The age-standardized DALY rate (per 100,000 population) for MSK(A), RA (B), OA (C), LBP (D) and gout (E) attributable to risk factors from 1990 to 2019



per review only



# BMJ Open

## The global burden of musculoskeletal disorders and attributable factors in 204 countries and territories: A secondary analysis of the Global Burden of Disease 2019 study

Journal:	<i>BMJ Open</i>
Manuscript ID	bmjopen-2022-062183.R1
Article Type:	Original research
Date Submitted by the Author:	03-May-2022
Complete List of Authors:	Liu, Shiwen; Zhejiang Chinese Medical University Wang, Binyan; Zhejiang Chinese Medical University Fan, Shuzhen; Zhejiang Chinese Medical University Wang, Yaxuan; Zhejiang Chinese Medical University Zhan, Yuxuan; Zhejiang Chinese Medical University Ye, Ding; Zhejiang Chinese Medical University, School of Public Health
<b>Primary Subject Heading</b>:	Public health
Secondary Subject Heading:	Epidemiology
Keywords:	Public health < INFECTIOUS DISEASES, EPIDEMIOLOGY, Musculoskeletal disorders < ORTHOPAEDIC & TRAUMA SURGERY

SCHOLARONE™  
Manuscripts



I, the Submitting Author has the right to grant and does grant on behalf of all authors of the Work (as defined in the below author licence), an exclusive licence and/or a non-exclusive licence for contributions from authors who are: i) UK Crown employees; ii) where BMJ has agreed a CC-BY licence shall apply, and/or iii) in accordance with the terms applicable for US Federal Government officers or employees acting as part of their official duties; on a worldwide, perpetual, irrevocable, royalty-free basis to BMJ Publishing Group Ltd ("BMJ") its licensees and where the relevant Journal is co-owned by BMJ to the co-owners of the Journal, to publish the Work in this journal and any other BMJ products and to exploit all rights, as set out in our [licence](#).

The Submitting Author accepts and understands that any supply made under these terms is made by BMJ to the Submitting Author unless you are acting as an employee on behalf of your employer or a postgraduate student of an affiliated institution which is paying any applicable article publishing charge ("APC") for Open Access articles. Where the Submitting Author wishes to make the Work available on an Open Access basis (and intends to pay the relevant APC), the terms of reuse of such Open Access shall be governed by a Creative Commons licence – details of these licences and which [Creative Commons](#) licence will apply to this Work are set out in our licence referred to above.

Other than as permitted in any relevant BMJ Author's Self Archiving Policies, I confirm this Work has not been accepted for publication elsewhere, is not being considered for publication elsewhere and does not duplicate material already published. I confirm all authors consent to publication of this Work and authorise the granting of this licence.

1  
2  
3  
4 1 **The global burden of musculoskeletal disorders and attributable factors in 204**  
5  
6 2 **countries and territories: A secondary analysis of the Global Burden of Disease**  
7  
8  
9 3 **2019 study**

10  
11 4 Shiwen Liu, UG,<sup>1#</sup> Binyan Wang, MS,<sup>1#</sup> Shuzhen Fan, UG,<sup>1</sup> Yaxuan Wang, UG,<sup>1</sup>  
12  
13  
14 5 Yuxuan Zhan, UG,<sup>1</sup> Ding Ye, PhD<sup>1\*</sup>  
15  
16

17 6

18  
19  
20 7 <sup>1</sup> School of Public Health, Zhejiang Chinese Medical University, Hangzhou, China  
21

22 8

23  
24  
25 9 **Corresponding author**

26  
27 10 \*Ding Ye, MD, PhD; School of Public Health, Zhejiang Chinese Medical University,  
28  
29  
30 11 548 Binwen Road, Hangzhou 310053, China

31  
32 12 Email: yeding@zcmu.edu.cn  
33  
34

35 13

36  
37  
38 14 # These authors contributed to the work equally.  
39

40 15

41  
42  
43 16 **Manuscript word count: 4393**  
44

45 17

46  
47  
48 18  
49  
50  
51  
52  
53  
54  
55  
56  
57  
58  
59  
60

1  
2  
3  
4 19 **Abstract**

5  
6 20 **Objective**

7  
8  
9 21 To evaluate the global burden of musculoskeletal (MSK) disorders, as well as the five  
10  
11  
12 22 common conditions, and their relevant risk factors from 1990 to 2019.

13  
14 23 **Design**

15  
16  
17 24 Data from the Global Burden of Disease Study 2019 were used in this study.

18  
19 25 **Setting and Participants**

20  
21  
22 26 Individuals of all ages and genders from 204 countries and territories in 21 regions.

23  
24 27 **Main outcome measures**

25  
26  
27 28 The outcomes were the numbers and age-standardised rates (ASRs) of incident cases,  
28  
29  
30 29 deaths, and disability-adjusted life-years (DALYs) of MSK disorders. The average  
31  
32  
33 30 annual percent changes (AAPCs) in the ASRs were calculated using joinpoint  
34  
35  
36 31 regression analysis to estimate the trends.

37  
38 32 **Results**

39  
40  
41 33 There were 322.75 million incident cases, 117.54 thousand deaths, and 150.08 million  
42  
43  
44 34 DALYs of MSK disorders in 2019. The age-standardised incidence rate and age-  
45  
46  
47 35 standardised DALY rate in 2019 (incidence: AAPC = -0.32, 95% confidence interval  
48  
49  
50 36 [CI]: -0.34 to -0.31; DALYs: AAPC = -0.05, 95% CI: -0.06 to -0.04) were lower than  
51  
52  
53 37 those in 1990. However, the age-standardised death rate showed a stable trend (AAPC  
54  
55  
56 38 = 0.05, 95% CI: -0.05 to 0.15) from 1990 to 2019. The peak age of onset and DALYs  
57  
58  
59 39 of MSK disorders was 50–54 years in 2019. The burden of MSK disorders in females  
60  
40 was much higher than that in males (1.29-times more incident cases, 2.24-times more

1  
2  
3  
4 41 deaths, and 1.45-times more DALYs in females than in males). A significant negative  
5  
6 42 correlation was observed between the AAPCs in the ASRs and the sociodemographic  
7  
8  
9 43 index (SDI) score. Occupational risk exhibited the highest contribution to MSK  
10  
11  
12 44 disorders, and tobacco use and high body mass index were also major risk factors.

#### 14 45 **Conclusions**

16  
17 46 This study demonstrates that the burden of MSK disorders tends to be lower in high-  
18  
19 47 SDI regions than in lower-SDI regions. Strengthening the effectiveness of preventive  
20  
21  
22 48 measures against occupational risks may reduce the burden of MSK disorders.

23  
24  
25 49 **Keywords:** Musculoskeletal disorders, Disease burden, Temporal trend, Risk factors  
26  
27  
28  
29  
30  
31  
32  
33  
34  
35  
36  
37  
38  
39  
40  
41  
42  
43  
44  
45  
46  
47  
48  
49  
50  
51  
52  
53  
54  
55  
56  
57  
58  
59  
60



## 52 **Strengths and limitations of this study**

- 53 ● This study provided a comprehensive estimate of the global burden of  
54 musculoskeletal (MSK) disorders and analysed the influence of geographical  
55 location, sociodemographic index (SDI), age, and sex on the trends of the burden.  
56 The risk factors for MSK disorders and the five conditions were also analysed.
- 57 ● We used joinpoint regression model to calculate the average annual percent  
58 changes, which allowed us to rigorously characterise the epidemiological trends  
59 of MSK disorders by connecting linear line segments on a log scale.
- 60 ● The current study was unable to detect the differences in the health progress of  
61 MSK disorders, even between countries with similar SDI values.
- 62 ● Some other conditions not included in the five conditions of MSK disorders were  
63 classified as ‘other musculoskeletal disorders’ and were not evaluated separately.
- 64 ● This study was a secondary analysis of the of the Global Burden of Disease Study  
65 2019, which has its own limitations.

## 68 **Introduction**

69 Musculoskeletal (MSK) disorder is defined as any type of discomfort to irreversible  
70 and disabling injury affecting the motor organs, muscles, tendons, bones, cartilage,  
71 ligaments, and nerves.<sup>1</sup> There are five common conditions, including rheumatoid  
72 arthritis (RA),<sup>2</sup> osteoarthritis (OA),<sup>3</sup> low-back pain (LBP),<sup>4</sup> neck pain (NP),<sup>5-6</sup> and  
73 gout,<sup>7</sup> and the rest are combined into a category titled ‘other musculoskeletal  
74 disorders’. In 2017, MSK disorders ranked fifth among all diseases in disability-  
75 adjusted life-years (DALYs) and ranked first in years lost due to disability globally.<sup>8</sup>  
76 MSK disorders are common in adolescents to the elderly,<sup>9-11</sup> but it is also one of the  
77 largest factors leading to the need for rehabilitation services among children.<sup>12</sup> MSK  
78 disorders also often lead to psychological problems, along with pain and negative  
79 effects on mood, forming a vicious cycle.<sup>13</sup> Previous evidence demonstrates that  
80 people with MSK disorders are twice as likely to have other systemic chronic diseases  
81 than those without MSK disorders.<sup>14</sup> Therefore, good MSK health is necessary for  
82 personal functional, economic, and social independence throughout one’s life course.

83 To date, MSK disorders have received little attention by researchers, as they are  
84 rarely fatal, and it is assumed that they are irreversible.<sup>15</sup> However, the global burden  
85 of MSK disorders has continued to increase in recent years, mainly due to the serious  
86 population growth and ageing population.<sup>11,16-17</sup> Over the past few decades, the  
87 burden of MSK disorders has varied greatly among different countries.<sup>11,15</sup> The  
88 sociodemographic index (SDI) is known to be highly correlated with socioeconomic  
89 development and human health.<sup>18-19</sup> It is measured by the per capita income, average

1  
2  
3  
4 90 years of schooling for the population over the aged of 15 years, and total fertility rate  
5  
6 91 in those younger than 25 years of age to represent the comprehensive development  
7  
8  
9 92 status of the country, and it is assessed a score ranging between 0 and 1. Previous  
10  
11 93 studies demonstrated a decreasing trend in the age-standardised incidence rate (ASIR)  
12  
13  
14 94 of MSK disorders in high-middle-SDI and high-SDI regions,<sup>15,20</sup> but the age-  
15  
16  
17 95 standardised DALY rate increased as the SDI increased.<sup>11,21</sup>

18  
19 96 Previous studies suggest that heavy physical labour and an awkward work posture  
20  
21  
22 97 increase the risk of MSK disorders. Particularly, an awkward work posture is a  
23  
24  
25 98 common cause of NP and LBP.<sup>19,22</sup> Smoking and high body mass index (BMI) are  
26  
27 99 also positively associated with the occurrence and prognosis of MSK disorders.<sup>9-10</sup>  
28  
29  
30 100 For example, several dose-response meta-analyses demonstrated that the risk of  
31  
32 101 developing RA was significantly increased among smokers, even among those with a  
33  
34  
35 102 low lifelong exposure,<sup>23</sup> and high BMI increased the risks of gout<sup>24</sup> and knee OA.<sup>25</sup>  
36  
37  
38 103 Other risk factors, such as psychosocial issues, poor diet, sedentary lifestyle, and  
39  
40 104 others, can also affect and exacerbate the progression of MSK disorders.<sup>1,22</sup>

41  
42  
43 105 Understanding the trends of the disease burden and associated risk factors can help  
44  
45 106 to better characterise and prevent MSK disorders. This study is the first to use data  
46  
47  
48 107 from the Global Burden of Disease Study 2019 (GBD 2019) to examine the global  
49  
50  
51 108 patterns and trends of MSK disorders from 1990 to 2019 in detail, explore the  
52  
53 109 association between the disease burden and SDI, and identify the attributable risk  
54  
55  
56 110 factors for establishing targeted intervention programs.

57  
58  
59 111  
60

## 112 **Methods**

### 113 **Overview**

114 The GBD 2019 measured the burden of disease by reporting the incident cases,  
115 deaths, and DALYs for diseases and injuries in 204 countries or territories from 1990  
116 to 2019. The GBD updates and adds new data and methodological enhancements to  
117 the estimation of the entire time series after each change to adjust for bias. The GBD  
118 2019 estimated the incidence, prevalence, mortality, cause-specific mortality, and  
119 remission rates of various diseases. A Bayesian meta-regression tool, DisMod-MR  
120 2.1, was used as the primary estimation method.<sup>18,26</sup>

### 122 **Patient and public involvement**

123 The patients and the public were not involved in the design, conduct, reporting, or  
124 dissemination of our study. The data used in this study are publicly available.

### 126 **Data**

127 The present study focused on analysing the global burden of MSK disorders and the  
128 five conditions. Detailed data, including the numbers and age-standardised rates  
129 (ASRs) of incident cases, deaths, and DALYs by cause, sex, age, and location, were  
130 downloaded from the Global Health Data Exchange website  
131 (<http://ghdx.healthdata.org/gbd-results-tool>). The DALY is a measure of health,  
132 quality of life, and years of life lost from disability. The ASRs per 100,000 population  
133 were computed by referring to the world standard population.<sup>27</sup> Compared with the

1  
2  
3  
4 134 incidence and mortality rates, the DALY rate is a better descriptor of  
5  
6 135 noncommunicable chronic diseases due to their consequences of low mortality and  
7  
8  
9 136 high disability rates. In addition, the SDI scores for 204 countries were downloaded  
10  
11 137 for the following correlation analysis. The SDI scores were divided into quintiles,  
12  
13  
14 138 including the high-SDI, high-middle-SDI, middle-SDI, low-middle-SDI, and low-SDI  
15  
16  
17 139 quintiles. To explore the age distributions of MSK disorders and the five conditions,  
18  
19 140 we divided the individuals into age groups, including 5–9 years, 10–14 years, ..., 90–  
20  
21  
22 141 94 years, 95 years and older, because MSK disorders did not occur in patients aged 0–  
23  
24  
25 142 4 years. Finally, we investigated the risk factors associated with MSK disorders and  
26  
27 143 the trends in the ASRs for the risk factors to assess the contribution of each risk factor  
28  
29  
30 144 and improve the prognosis of MSK disorders.

31  
32  
33 145

### 34 35 146 **Statistical analysis**

36  
37 147 Changes in the temporal trends of the outcomes were estimated using the annual  
38  
39  
40 148 percent changes (APCs), which were computed by fitting a series of jointed straight  
41  
42  
43 149 lines to the ASR trends. The APC for each of the identified trends was calculated  
44  
45  
46 150 using a regression model of the natural logarithm of the ASR from year to year. The  
47  
48 151 formula is as follows:  $y = \alpha + \beta x + \varepsilon$ , where  $y$  refers to  $\ln(\text{ASR})$ ,  $x$  represents the  
49  
50  
51 152 calendar year, and  $\varepsilon$  is an error term. The APC of each joinpoint was calculated using  
52  
53  
54 153 the formula,  $\text{APC} = 100 \times (e^{\beta} - 1)$ , and the average APC (AAPC) was defined as the  
55  
56  
57 154 geometrically weighted average of all of the APCs derived from the joinpoint trend  
58  
59 155 analysis.<sup>28</sup> The AAPC can use the segmented APC to summarise and compare the  
60



1  
2  
3  
4 156 rates of change over time and identify long-term trends in the rates of change, even if  
5  
6 157 they are unstable.<sup>29-30</sup> The AAPC and 95% confidence interval (CI) were calculated  
7  
8  
9 158 using the Joinpoint Regression Analysis software program (version 4.9.0.0) to  
10  
11 159 establish the join point regression model. If the AAPC and the corresponding 95% CI  
12  
13  
14 160 are greater than zero, the ASR exhibits an increasing trend; when the AAPC and the  
15  
16  
17 161 corresponding 95% CI are less than zero, the ASR exhibits a descending trend;  
18  
19 162 otherwise, the ASR does not change. We also conducted Pearson correlation analysis  
20  
21 163 between the AAPC and SDI from 1990 to 2019 in which we calculated the *P* value  
22  
23 164 and R index. A *P* value of less than 0.05 was considered statistically significant.  
24  
25  
26  
27  
28  
29

## 30 166 **Results**

### 31 167 **Burden of MSK disorders at the global, regional, and national levels**

32  
33 168 Globally, the numbers of incident cases, deaths, and DALYs of MSK disorders in  
34  
35 169 2019 were 322.75 million (95% uncertainty interval [UI]: 292.67 to 354.31), 117.54  
36  
37 170 thousand (95% UI: 94.84 to 136.05), and 150.08 million (95% UI: 108.78 to 197.82),  
38  
39  
40 171 respectively (table 1). The proportions of incident cases for the five conditions of  
41  
42  
43 172 MSK disorders in 2019 were 67.15% for LBP, 14.28% for NP, 12.46% for OA,  
44  
45  
46 173 2.77% for gout, and 0.32% for RA. LBP (42.44%) exhibited the highest contribution  
47  
48  
49 174 to DALYs, followed by NP (14.71%), OA (12.63%), RA (2.17%), and gout (1.12%).  
50  
51  
52 175 Moreover, RA was the only condition that exhibited fatalities, with 44.41 thousand  
53  
54  
55 176 deaths (95% UI: 33.95 to 51.75) attributed to RA globally (online supplementary table  
56  
57  
58 177 S1). The results for OA, LBP, NP, and gout are shown in online supplementary tables  
59  
60

178 S2–S5.

179 **Table 1.** The numbers (2019), ASRs per 100,000 (2019), and AAPCs (1990-2019) in  
 180 incidence, death and DALY for MSK disorders.

Characteristic	Incident cases			Deaths			DALYs		
	Numbers (95% UI)	ASIR (95% UI)	AAPC (95% CI)	Numbers (95% UI)	ASDR (95% UI)	AAPC (95% CI)	Numbers (95% UI)	Age-standardized DALY rate (95% UI)	AAPC (95% CI)
<b>Global</b>	322,749,424.63 (292,670,568.79, 354,309,332.15)	3,944.53 (3,580.13,4,325.84)	-0.32 (-0.34,-0.31)	117,542.96 (94,835.29, 136,050.64)	1.51 (1.21,1.74)	0.05 (-0.05,0.15)	150,075,329.90 (108,781,543.95, 197,816,582.84)	1,825.56 (1,322.52,2,402.00)	-0.05 (-0.06,-0.04)
<b>Sex</b>									
<b>Male</b>	140,763,091.79 (127,686,156.44, 154,832,715.80)	3,505.66 (3,181.04,3,848.53)	-0.32 (-0.34,-0.31)	36,244.59 (31,727.41, 40,757.22)	1.06 (0.92,1.20)	-0.25 (-0.50,0.04)	61,362,430.46 (44,218,699.36, 81,097,415.50)	1,526.65 (1,100.01,2,016.24)	-0.03 (-0.04,-0.03)
<b>Female</b>	181,986,332.85 (165,515,515.52, 199,873,406.23)	4,368.03 (3,972.83,4,797.58)	-0.32 (-0.34,-0.30)	81,298.37 (58,261.29, 98,495.08)	1.89 (1.35,2.29)	0.22 (0.14,0.30)	88,712,899.45 (64,525,853.10, 116,721,253.93)	2,110.94 (1,536.35,2,777.34)	-0.06 (-0.07,-0.05)
<b>Social-demographic index</b>									
<b>Low</b>	26,283,962.73 (23,613,280.42, 29,157,585.90)	3,411.79 (3,091.70,3,761.21)	-0.26 (-0.35,-0.18)	7,262.66 (5,420.52, 8,582.26)	1.58 (1.18,1.89)	0.52 (0.32,0.72)	10,779,355.30 (7,775,186.29, 14,278,126.12)	1,464.30 (1,058.97,1,937.57)	0.08 (0.07,0.09)
<b>Low middle</b>	57,265,132.85 (51,693,895.64, 63,358,926.03)	3,572.51 (3,238.80,3,935.34)	-0.38 (-0.41,-0.35)	27,198.64 (20,414.54, 31,225.38)	2.28 (1.71,2.63)	0.72 (0.28,1.16)	27,108,961.61 (19,650,376.20, 35,551,541.09)	1,704.31 (1,237.75,2,232.58)	0.04 (0.02,0.05)
<b>Middle</b>	101,011,63	3,881.80	-0.44	30,978.84	1.39	0.68	45,941,5	1,749.36	0.00

1  
2  
3  
4  
5  
6  
7  
8  
9  
10  
11  
12  
13  
14  
15  
16  
17  
18  
19  
20  
21  
22  
23  
24  
25  
26  
27  
28  
29  
30  
31  
32  
33  
34  
35  
36  
37  
38  
39  
40  
41  
42  
43  
44  
45  
46  
47  
48  
49  
50  
51  
52  
53  
54  
55  
56  
57  
58  
59  
60

	8.08 (91,538,52 0.61, 111,472,53 5.18)	(3,518.38,4 ,268.04)	(-0.56,- 0.31)	(25,993.69, 36,461.55)	(1.17,1.65)	(0.52,0.8 6)	67.94 (33,368,1 48.34, 60,795,8 65.22)	(1,265.84,2,309. 99)	(0.00,0. 00)
<b>Middle high</b>	72,860,764 .95 (66,152,64 0.10, 80,419,830 .65)	4,066.51 (3,688.66,4 ,461.78)	-0.36 (-0.38,- 0.34)	20,740.38 (16,724.81, 25,785.59)	1.09 (0.88,1.36)	-0.45 (-0.56,- 0.33)	31,763,0 21.13 (22,839,1 25.81, 42,061,4 79.99)	1,729.44 (1,250.28,2,289. 64)	-0.02 (- 0.06,0. 02)
<b>High</b>	59,601,598 .82 (54,856,24 4.05, 64,910,162 .29)	4,600.60 (4,218.44,5 ,032.18)	-0.03 (-0.06,- 0.01)	31,301.94 (21,309.60, 40,404.04)	1.59 (1.13,2.12)	-0.47 (-0.57,- 0.38)	34,405,5 12.83 (24,834,3 05.56, 45,285,9 03.56)	2,517.69 (1,822.75,3,313. 58)	0.01 (0,0.02)

181 ASIR: age-standardized incidence rate; ASDR: age-standardized death rate; AAPC:  
182 average annual percentage change; SDI: social demographic index; CI: confidence  
183 interval; UI: uncertainty interval;

184

185 The ASIR, age-standardised death rate (ASDR), and age-standardised DALY rate  
186 of MSK disorders in 2019 were 3944.53 per 100,000 (95% UI: 3580.13 to 4325.84),  
187 1.51 per 100,000 (95% UI: 1.21 to 1.74), and 1825.56 per 100,000 (95% UI: 1322.52  
188 to 2402.00), respectively (table 1). The ASDR increased by 2.03% from 1990 to 2019,  
189 particularly in the low-SDI, low-middle-SDI, and middle-SDI regions. In contrast, the  
190 ASIR decreased rapidly from 1990 to 2000, but the decreasing trend slowed after  
191 2000. The age-standardised DALY rate decreased by 1.44% from 1990 to 2019. It  
192 decreased considerably from 1990 to 1999 but exhibited an increasing trend after  
193 2000. Moreover, the ASIR and age-standardised DALY rate increased in magnitude  
194 as the SDI score increased (online supplementary figures S1–S2). Among the 21  
195 regions analysed in the GBD 2019, the highest ASIR (5321.53 per 100,000, 95% UI:

1  
2  
3  
4 196 4902.93 to 5808.64) and highest age-standardised DALY rate (3260.82 per 100,000,  
5  
6 197 95% UI: 2374.13 to 4262.54) were observed in the High-income North America  
7  
8  
9 198 (online supplementary table S6).

10  
11 199 At the national level, the ASIR and age-standardised DALY rate were correlated  
12  
13  
14 200 with the SDI score (online supplementary figure S3), and the ASRs were higher in  
15  
16  
17 201 regions with a high SDI score than in regions with a low SDI score. The United States  
18  
19 202 of America had the highest ASIR (5471.08 per 100,000, 95% UI: 5043.73 to 5965.44)  
20  
21 203 and highest age-standardised DALY rate (3330.59 per 100,000, 95% UI: 2425.68 to  
22  
23 204 4345.44) of MSK disorders in 2019. Barbados, Bahamas, and Honduras had the  
24  
25 205 highest ASDRs in 2019 (figure 1; online supplementary table S7). As for the changes  
26  
27 206 in the ASRs from 1990 to 2019, Zambia exhibited the largest increases in the ASIR  
28  
29 207 and age-standardised DALY rate. China exhibited the most dramatic decrease in the  
30  
31 208 ASIR, and the age-standardised DALY rate also decreased markedly, ranking third  
32  
33 209 among all other countries. Paraguay and Kazakhstan exhibited the largest increases in  
34  
35 210 the ASDR (online supplementary figure S4). The data on the five conditions of MSK  
36  
37 211 disorders are shown in online supplementary tables S8–S12.  
38  
39  
40  
41  
42  
43  
44  
45  
46  
47

### 213 **Burden of MSK disorders by age and gender**

48  
49 214 It is noteworthy that the peak age range of onset of MSK disorders shifted from to 35–  
50  
51 215 39 years in 1990 to 50–54 years in 2019 (figure 2). Similarly, the burden of DALYs  
52  
53 216 reached a peak in the age range of 50–54 years. In 2019, the peak age range of onset  
54  
55 217 of RA, OA, and LBP was 50–54 years old, and those of NP and gout were 40–44  
56  
57  
58  
59  
60

1  
2  
3  
4 218 years and 65–69 years, respectively. The peak age ranges of DALYs were 65–69  
5  
6 219 years for RA, 60–64 years for OA, 50–54 years for LBP, 45–49 years for NP, and 65–  
7  
8  
9 220 69 years for gout. Moreover, LBP made the largest contribution to the burden of  
10  
11  
12 221 incident cases and the burden of DALYs across all age groups.

13  
14 222 The burden of MSK disorders in females was higher than that in males (online  
15  
16 223 supplementary figure S1B and C). The numbers of incident cases, deaths, and DALYs  
17  
18  
19 224 were 1.29-, 2.24-, and 1.45-times higher, respectively, in men than in women. The  
20  
21  
22 225 burden of the five conditions of MSK disorders, except for that of gout, was  
23  
24  
25 226 consistently higher in females than in males (online supplementary figure S5; online  
26  
27  
28 227 supplementary tables S1–S5). For RA, the numbers of incident cases, deaths, and  
29  
30  
31 228 DALYs were 2.25-, 2.21-, and 2.33-times higher, respectively, in females than in  
32  
33  
34 229 males. Also, there were gender differences in the burden of NP, as the number of  
35  
36  
37 230 incident cases in females (26.33 million, 95% UI: 20.91 to 33.18) was 1.73-times  
38  
39  
40 231 higher than that in males (15.24 million, 95% UI: 12.01 to 19.37). The number of  
41  
42  
43 232 incident cases of OA in females (11.56 million, 95% UI: 5.85 to 22.23) was 1.56-  
44  
45  
46 233 times higher than that in males (7.39 million, 95% UI: 3.72 to 14.68). Although the  
47  
48  
49 234 differences in the numbers of incident cases and DALYs of LBP between males and  
50  
51  
52 235 females were slight (1.35- and 1.37-times higher, respectively), females exhibited a  
53  
54  
55 236 higher number of incident cases than males (females: 128.21 million, 95% UI: 113.80  
56  
57  
58 237 to 144.67; males: 95.25 million, 95% UI: 83.91 to 108.43) and a higher number of  
59  
60 238 DALYs than males (females: 36.85 million, 95% UI: 26.07 to 49.45; males: 26.84  
239 million, 95% UI: 18.90 to 35.92). In contrast, the numbers of incident cases and



1  
2  
3  
4 240 DALYs of gout were 2.94- and 3.16-times higher, respectively, in men than in  
5  
6 241 females.  
7  
8

9 242

### 11 243 **AAPCs of MSK disorders at the global and regional levels**

12  
13  
14 244 At the global level, the AAPCs of the ASIR, ASDR, and age-standardised DALY rate  
15  
16  
17 245 of MSK disorders from 1990 to 2019 were -0.32 (95% CI: -0.34 to -0.31), 0.05 (95%  
18  
19 246 CI: -0.05 to 0.15), and -0.05 (95% CI: -0.06 to -0.04), respectively (table 1). In most  
20  
21  
22 247 of the 21 regions, the ASIR and age-standardised DALY rate exhibited minor changes  
23  
24  
25 248 over time. Regarding the ASIR from 1990 to 2019, the most pronounced decrease was  
26  
27 249 observed in East Asia (AAPC = -0.66, 95% CI: -0.69 to -0.62), followed by South  
28  
29  
30 250 Asia (AAPC = -0.53, 95% CI: -0.58 to -0.48). The most remarkable increasing trend  
31  
32  
33 251 in the age-standardised DALY rate was detected in Andean Latin America (AAPC =  
34  
35 252 0.25, 95% CI: 0.23 to 0.27), and the most remarkable decreasing trend was observed  
36  
37  
38 253 in East Asia (AAPC = -0.23, 95% CI: -0.32 to -0.13) (online supplementary table S6;  
39  
40 254 online supplementary figure S6).

41  
42  
43 255 For the five conditions of MSK disorders, it was obvious that the ASRs presented  
44  
45 256 different temporal trends, as the global AAPCs in the ASIR of RA, OA, LBP, NP, and  
46  
47  
48 257 gout were 0.21 (95% CI: 0.18 to 0.21), 0.13 (95% CI: 0.11 to 0.15), -0.49 (95% CI: -  
49  
50 258 0.52 to -0.46), -0.02 (95% CI: -0.02 to -0.01), and 0.58 (95% CI: 0.51 to 0.66),  
51  
52  
53 259 respectively (online supplementary tables S1–S5). The AAPCs in the age-  
54  
55  
56 260 standardised DALY rate varied greatly among the five conditions, with the most  
57  
58  
59 261 pronounced decrease being observed for LBP (AAPC = -0.61, 95% CI: -0.65 to -0.57)  
60

1  
2  
3  
4 262 and the most pronounced increase being observed for gout (AAPC = 0.71, 95% CI:  
5  
6 263 0.61 to 0.80) (online supplementary tables S3 and S5).  
7  
8

9 264 Among the five conditions of MSK disorders, the AAPCs differed across different  
10  
11 265 regions (online supplementary tables S1–S5). As for the AAPCs of the ASIR, Andean  
12  
13 266 Latin America was the fastest-growing region for RA (AAPC = 1.35, 95% CI: 1.33 to  
14  
15 267 1.37) and OA (AAPC = 0.34, 95% CI: 0.33 to 0.36), and High-income North America  
16  
17 268 was the fastest increasing region for gout (AAPC = 1.55, 95% CI: 1.38 to 1.71).  
18  
19 269 Tropical Latin America had the fastest decreasing AAPC in the LBP (AAPC = -1.11,  
20  
21 270 95% CI: -1.18 to -1.05), and Australasia had the fastest decreasing AAPC in the NP  
22  
23 271 (AAPC = -0.138, 95% CI: -0.141 to -0.136). With respect to the age-standardised  
24  
25 272 DALY rate, LBP exhibited a decreasing trend in most regions, with the greatest  
26  
27 273 decline in East Asia (AAPC = -1.15, 95% CI: -1.22 to -1.09). The increase in the age-  
28  
29 274 standardised DALY rate of gout was particularly dramatic in High-income North  
30  
31 275 America (AAPC = 2.03, 95% CI: 1.94 to 2.13).  
32  
33  
34  
35  
36  
37  
38  
39  
40  
41  
42

### 43 277 **Correlation between the AAPCs and SDI score**

44  
45 278 The relationship between the AAPCs in the ASRs of MSK disorders and the SDI  
46  
47 279 score for 204 countries is shown in figure 3. A negative correlation was observed  
48  
49 280 between the AAPC in the ASIR and the SDI score ( $R = -0.14$ ,  $P = 0.043$ ). Generally,  
50  
51 281 the AAPC in the ASDR was negatively correlated with the SDI score ( $R = -0.22$ ,  $P =$   
52  
53 282  $0.0017$ ). The correlation curve demonstrated that the AAPC in the ASDR increased  
54  
55 283 and decreased when the SDI score was less than 0.5 and greater than 0.65,  
56  
57  
58  
59  
60

1  
2  
3  
4 284 respectively. The AAPC in the age-standardised DALY rate was negatively correlated  
5  
6 285 with the SDI score ( $R = -0.21$ ,  $P = 0.0023$ ). More specifically, the AAPC increased as  
7  
8  
9 286 the SDI score increased when SDI score was less than 0.5, and it then stabilised at a  
10  
11 287 higher level when the SDI score was between 0.5 and 0.75 and gradually decreased to  
12  
13  
14 288 a negative value when the SDI score exceeded 0.75.  
15  
16

17 289

### 19 290 **Risk factors for MSK disorders in 2019**

21  
22 291 In 2019, occupational risks, tobacco use, and high BMI were the main contributors to  
23  
24 292 DALYs of MSK disorders, accounting for 15.31 million DALYs (95% UI: 10.54 to  
25  
26 293 20.76), 10.29 million DALYs (95% UI: 6.60 to 14.39), and 7.44 million DALYs  
27  
28 294 (95% UI: 3.83 to 12.53) in global, respectively. Kidney dysfunction also contributed  
29  
30 295 to the DALYs, but it had a relatively small effect (0.23 million, 95% UI: 0.14 to 0.33)  
31  
32 296 (online supplementary table S13). These four risk factors explained approximately  
33  
34 297 22.16% of DALYs of MSK disorders globally.  
35  
36  
37  
38  
39

40 298 Occupational risks had the greatest influence on DALYs in middle-SDI regions  
41  
42 299 (4.85 million, 95% UI: 3.33 to 6.61) and low-middle-SDI regions (3.32 million, 95%  
43  
44 300 UI: 2.29 to 4.51), especially in Asian countries. At the regional level, occupational  
45  
46 301 risks had the highest contribution to DALYs in East Asia (2.98 million, 95% UI: 2.07  
47  
48 302 to 4.12), South Asia (2.55 million, 95% UI: 1.76 to 3.48) and Southeast Asia (2.04  
49  
50 303 million, 95% UI: 1.39 to 2.77) (figure 4; online supplementary table S13). However,  
51  
52 304 tobacco use had the highest contribution to DALYs in high-SDI regions (3.27 million,  
53  
54 305 95% UI: 2.08 to 4.61) and high-middle-SDI regions (2.88 million, 95% UI: 1.88 to  
55  
56  
57  
58  
59  
60

1  
2  
3  
4 306 4.03) (online supplementary table S13). In regional level, tobacco use had a great  
5  
6  
7 307 contribution to DALYs in East Asia (1.92 million, 95% UI: 1.24 to 2.72; online  
8  
9 308 supplementary table S13). Notably, in Western Europe, High-income North America,  
10  
11 309 Eastern Europe, Central Asia, and High-income Asia Pacific, DALYs attributed to  
12  
13  
14 310 tobacco use were greater than those attributed to occupational risks (figure 4). In  
15  
16  
17 311 addition, in the middle-SDI, high-middle-SDI, and high-SDI regions, the contribution  
18  
19  
20 312 of a high BMI to DALYs was not significantly different but was much higher than  
21  
22  
23 313 that in the low-SDI regions. East Asia (1.18 million, 95% UI: 0.45 to 2.35) and High-  
24  
25 314 income North America (1.17 million, 95% UI: 0.66 to 1.84) exhibited the highest  
26  
27  
28 315 DALYs from a high BMI (online supplementary table S13).

29  
30 316 The temporal trends in MSK disorders attributable to risk factors from 1990 to  
31  
32  
33 317 2019 are shown in figure 4. A linear increase in the age-standardised DALY rate of  
34  
35  
36 318 MSK disorders between 1990 and 2019 associated with high BMI was observed.  
37  
38 319 Although the age-standardised DALY rates caused by occupational risks and tobacco  
39  
40  
41 320 use were the highest, the age-standardised DALY rate declined during the 30-year  
42  
43  
44 321 study period. The contribution of kidney dysfunction to the age-standardised DALY  
45  
46  
47 322 rate remained stable. In the five conditions of MSK disorders, the age-standardised  
48  
49  
50 323 DALY rates attributable to risk factors were similar to those of MSK disorders. The  
51  
52  
53 324 age-standardised DALY rates for conditions with high BMI as a major risk factor,  
54  
55  
56 325 such as OA and LBP, exhibited an increasing trend (online supplementary figure S7).

57 326

## 58 327 **Discussion**

## 328 **Summary of the global burden of MSK disorders**

329 In the current study, we analysed the trend of the disease burden of MSK disorders,  
330 along with their five conditions at the global, regional, and national levels. In general,  
331 MSK disorders are serious and have a high burden.

332 The numbers of incident cases, deaths, and DALYs of MSK disorders increased by  
333 59.86%, 116.02%, and 77.39%, respectively, from 1990 to 2019. Similarly, an  
334 increasing trend has been demonstrated in previous reports analysing the GBD  
335 2017.<sup>11,15</sup> Moreover, the AAPC in the ASIR and age-standardised DALY rate  
336 decreased significantly, and that in the ASDR increased slightly from 1990 to 2019.

337 The influence of sex on global trends showed that the peak age of onset of MSK  
338 disorders shifted from to 35–39 years in 1990 to 50–54 years in 2019, and the highest  
339 number of deaths also shifted to the population over 70 years of age. Compared with  
340 the reports on the GBD 2017, the peak age of onset also shifted to elder age ranges.<sup>15</sup>  
341 This can be explained by population growth and ageing. According to United Nations  
342 statistics, the global population increased by 47.54% from 5.28 billion in 1990 to 7.79  
343 billion in the last census.<sup>31</sup> With the improvement of living standards, medical and  
344 health conditions, as well as the increase of health awareness and rate of medical  
345 visits,<sup>11,15,32</sup> the global life expectancy had increased from 65.4 years (95% UI: 65.0 to  
346 65.8) in 1990 to 73.5 years (95% UI: 72.8 to 74.3) in 2019.<sup>33</sup> In 2019, there were 1  
347 billion people aged 60 years or older in the world.<sup>34</sup> The number and proportion of the  
348 global population aged 60 years or older are both increasing. Ageing growth is  
349 occurring at an unprecedented rate and will accelerate in the coming decades.<sup>34</sup>



1  
2  
3  
4 350  
5

6 351 **Sex differences in MSK disorders burden**

7  
8  
9 352 There are gender differences in the global cases and ASRs of MSK disorders because  
10  
11 353 the values are significantly larger in females than in males at all ages. After  
12  
13  
14 354 stratification by subtype, the burden of RA, OA, LBP, and NP was consistently higher  
15  
16  
17 355 in females than in males for MSK disorders, except for gout, which was also  
18  
19 356 mentioned in previous reports on MSK disorders and its main subtypes<sup>2-3,10,35-37</sup>.  
20  
21  
22 357 Current research suggests that sex disparity in the burden of MSK disorders may be  
23  
24 358 due to genetic, hormonal, environmental, and social factors, such as ligament  
25  
26  
27 359 relaxation, oestrogen, progesterone, exercise, and work posture.<sup>38-39</sup> In particular,  
28  
29  
30 360 pregnancy and menopausal events have a great impact on the development and  
31  
32  
33 361 prognosis of MSK disorders in females.<sup>40</sup>

34  
35 362

36  
37  
38 363 **SDI value and MSK disorders burden**

39  
40 364 It is worth noting that ASIR and age-standardised DALY rates were significantly  
41  
42 365 associated with the SDI values in 2019. Unexpectedly, the ASIR and age-standardised  
43  
44  
45 366 DALY rates increased with an increase in SDI. Considering that population ageing  
46  
47  
48 367 may be a critical driver of the burden of MSK disorders, the fact that the ageing  
49  
50  
51 368 phenomenon is more severe in higher SDI regions may account for the situation.<sup>17</sup> In  
52  
53 369 addition, we found that tobacco use contributed more to DALYs in high SDI regions  
54  
55  
56 370 and high-middle regions. Study have shown that regions with a higher SDI have a  
57  
58  
59 371 higher prevalence of daily smoking and higher dependence on marijuana, opioids, and  
60

1  
2  
3  
4 372 cocaine.<sup>41</sup> And industrial development will also increase the burden to a certain  
5  
6 373 extent. People in industrialised countries are more likely to engage in related exposure  
7  
8  
9 374 occupations.<sup>42</sup> However, there was a significant decrease in AAPCs of ASDR and  
10  
11 375 DALY rates in high SDI regions, indicating that these countries are also actively  
12  
13  
14 376 dealing with this problem. With the improvement in the level of national economic  
15  
16  
17 377 development, bringing greater living and health conditions to the general population  
18  
19 378 and health awareness in the community.<sup>43-45</sup> Uruguay and Switzerland had the lowest  
20  
21  
22 379 AAPC of ASDR and AAPC of DALY, respectively. Thus, their policies deserve  
23  
24  
25 380 further study and can be used as references.

26  
27 381

### 382 **Risk factors for MSK disorders**

383 Research on the risk factors related to MSK disorders is helpful in taking active  
384 measures and formulating relevant policies to alleviate the burden of MSK disorders.  
385 Occupation risk contributed the most to MSK disorders, especially LBP. It has been  
386 suggested that large postural changes, prolonged static postures, and high-intensity  
387 dynamic exercise can increase spinal load and spinal contraction, leading to local  
388 changes in biomechanics, physiology, and neurological function, which may promote  
389 the occurrence of LBP.<sup>46</sup> Tobacco use is the second major risk factor for premature  
390 disability and death globally,<sup>47</sup> and the relative ranking of tobacco-attributable disease  
391 burden as measured by DALYs has moved to second.<sup>48</sup> For MSK disorders, tobacco  
392 use is the main contributor to the DALYs of LBP and RA. In view of biological  
393 mechanisms, smoking may have an influence on LBP and RA through oxidative

1  
2  
3  
4 394 stress, systemic proinflammatory state formation, autoantibody formation, epigenetic  
5  
6  
7 395 changes, and synovial hyperplasia.<sup>49</sup> Fortunately, as the results indicated, the age-  
8  
9  
10 396 standardised DALY rate caused by occupation risks and tobacco use declined from  
11  
12 397 1990 to 2019. However, the contribution of high BMI to OA, LBP, and gout  
13  
14 398 continues to increase. The global obesity epidemic is poorly controlled, especially in  
15  
16  
17 399 regions with low SDI, with a significant increase in the number of deaths and DALYs  
18  
19  
20 400 caused by high BMI.<sup>44,50</sup> Our study found that in regions with high SDI, high BMI  
21  
22 401 contributed the most to DALYs in High-income North America, second only to East  
23  
24  
25 402 Asia among the 21 regions. According to previous studies, the age-standardised  
26  
27 403 DALY rate associated with high BMI showed a downward trend in regions with high  
28  
29  
30 404 SDI, but the burden caused by obesity was particularly severe in high-income North  
31  
32  
33 405 America, and no downward trend was found.<sup>51</sup> This suggests that interventions to  
34  
35  
36 406 control BMI are necessary in High-income North America. In addition, kidney  
37  
38 407 dysfunction is a particularly important risk factor for gout, kidney dysfunction  
39  
40  
41 408 impedes urate excretion, and uric acid deposition in articular and non-articular  
42  
43 409 structures to form the tophus is the most important cause of gout.<sup>52-53</sup> Similarly, there  
44  
45  
46 410 was a net increase in the number of DALYs for kidney dysfunction in regions with all  
47  
48  
49 411 SDI quartiles between 1990 and 2017.<sup>54</sup> This also highlights the need for health  
50  
51 412 education interventions that can target common causes such as diet, alcohol  
52  
53  
54 413 consumption, physical inactivity, and obesity.<sup>55</sup> Control of these risk factors can not  
55  
56 414 only reduce the burden of gout, but also address the reduction of all-cause mortality.<sup>56</sup>  
57  
58  
59 415  
60

1  
2  
3  
4 416 **Study strength**

5  
6 417 This study has several advantages. First, we used the latest data from the GBD 2019,  
7  
8  
9 418 which improved the method and model of data correction compared to previous  
10  
11 419 studies. Second, we provided a comprehensive estimate of the global burden of MSK  
12  
13 420 disorders and analysed the influence of geographical location, SDI, age, and sex on  
14  
15 421 the trends of disease burden. In addition, we focused on time trends which were  
16  
17 422 evaluated by AAPCs using joinpoint regression model. The AAPCs consider the shift  
18  
19 423 in rates over time, which can provide a better summary and comparison of annual  
20  
21 424 percentage trends. Furthermore, we analysed the risk factors for MSK disorders and  
22  
23 425 their five common conditions.  
24  
25  
26  
27  
28  
29  
30  
31

32 426  
33 427 **Study limitation**

34  
35 428 Our study had several limitations. First, it was a secondary data analysis of the GBD  
36  
37 429 2019. Thus, the accuracy of the results depends largely on the quality and quantity of  
38  
39 430 available data, even though the results of this study cannot be verified externally.<sup>12,18</sup>  
40  
41  
42 431 Second, health progress varies widely, even between countries with similar SDI.  
43  
44 432 However, we were unable to take this into account in the current study because of the  
45  
46 433 lack of data on the impact of different health systems in various countries or regions.  
47  
48  
49 434 Third, some other conditions of MSK disorders were classified as ‘other  
50  
51 435 musculoskeletal disorders’ and were not evaluated separately.  
52  
53  
54  
55  
56  
57  
58  
59  
60

437 **Conclusion**

1  
2  
3  
4 438 In this study, the number of incident cases, deaths, DALYs, and ASDR increased  
5  
6 439 globally, signifying an increasing global burden of MSK disorders between 1990 and  
7  
8  
9 440 2019. LBP was the common condition in incident cases and DALYs, and RA was the  
10  
11 441 main cause of death. ASIR and age-standardised DALY rate decreased globally, and  
12  
13 442 the AAPC of ASRs was negatively correlated with SDI, indicating that the burden  
14  
15 443 was reduced in higher SDI regions. Reducing occupational risks, limiting tobacco use,  
16  
17 444 and lowering BMI can help control the burden of MSK disorders.  
18  
19  
20  
21  
22  
23  
24  
25  
26  
27  
28  
29  
30  
31  
32  
33  
34  
35  
36  
37  
38  
39  
40  
41  
42  
43  
44  
45  
46  
47  
48  
49  
50  
51  
52  
53  
54  
55  
56  
57  
58  
59  
60

1  
2  
3  
4 446 **Acknowledgements**

5  
6 447 We thank all collaborators for their contribution and the Global Burden of Disease  
7  
8  
9 448 Study collaborators for their work.

10  
11  
12 449 **Footnotes**

13  
14 450 **Contributors:** DY had full access to all of the data in the study and take  
15  
16  
17 451 responsibility for the integrity of the data and the accuracy of the data analysis. DY  
18  
19 452 conceived and designed the study. SL drafted the manuscript. SL, SF, YZ and YW  
20  
21  
22 453 acquired, analysed or interpreted data. SL and SF performed the statistical analysis.  
23  
24 454 BW, YZ and YW provided technical and material support. BW and DY made critical  
25  
26  
27 455 revisions to important intellectual content in the manuscript.

28  
29  
30 456 **Funding:** This study was supported by Natural Science Foundation of Zhejiang  
31  
32 457 Province (LQ20H260008).

33  
34  
35 458 **Ethics approval:** Ethical approval was not obtained because the data included in this  
36  
37 459 study were publicly available and de-identified data.

38  
39  
40 460 **Completing interests:** None declared.

41  
42  
43 461 **Patient and public involvement:** Patients and/or the public were not involved in the  
44  
45 462 design, or conduct, or reporting, or dissemination plans of this research.

46  
47  
48 463 **Patient consent for publication:** Not required.

49  
50 464 **Provenance and peer review:** Not commissioned; externally peer reviewed.

51  
52 465 **Data availability statement:** Data are available in a public, open access repository.

53  
54  
55 466 The datasets analyzed during the current study are available in the

56  
57  
58 467 <http://ghdx.healthdata.org/gbd-results-tool>.



1  
2  
3  
4 468 **References**

- 5  
6 469 1 Gomez-Galan M, Perez-Alonso J, Callejon-Ferre AJ, et al. Musculoskeletal  
7  
8  
9 470 disorders: OWAS review. *Ind Health* 2017;55(4):314-37.  
10  
11 471 2 Safiri S, Kolahi AA, Hoy D, et al. Global, regional and national burden of  
12  
13  
14 472 rheumatoid arthritis 1990-2017: a systematic analysis of the Global Burden of Disease  
15  
16  
17 473 study 2017. *Ann Rheum Dis* 2019;78(11):1463-71.  
18  
19 474 3 Safiri S, Kolahi AA, Smith E, et al. Global, regional and national burden of  
20  
21  
22 475 osteoarthritis 1990-2017: a systematic analysis of the Global Burden of Disease Study  
23  
24  
25 476 2017. *Ann Rheum Dis* 2020;79(6):819-28.  
26  
27 477 4 Chen S, Chen M, Wu X, et al. Global, regional and national burden of low back  
28  
29  
30 478 pain 1990-2019: A systematic analysis of the Global Burden of Disease study 2019. *J*  
31  
32  
33 479 *Orthop Translat* 2022;32:49-58.  
34  
35 480 5 de Melo CDL, Rocha M, Malta DC, et al. The burden of neck pain in Brazil:  
36  
37  
38 481 estimates from the global burden of disease study 2019. *BMC Musculoskelet Disord*  
39  
40  
41 482 2021;22(1):811.  
42  
43 483 6 Hurwitz EL, Randhawa K, Yu H, et al. The Global Spine Care Initiative: a  
44  
45  
46 484 summary of the global burden of low back and neck pain studies. *Eur Spine J*  
47  
48  
49 485 2018;27(Suppl 6):796-801.  
50  
51 486 7 Safiri S, Kolahi AA, Cross M, et al. Prevalence, Incidence, and Years Lived With  
52  
53  
54 487 Disability Due to Gout and Its Attributable Risk Factors for 195 Countries and  
55  
56 488 Territories 1990-2017: A Systematic Analysis of the Global Burden of Disease Study  
57  
58  
59 489 2017. *Arthritis Rheumatol* 2020;72(11):1916-27.  
60

- 1  
2  
3  
4 490 8 GBD 2017 DALYs and HALE Collaborators. Global, regional, and national  
5  
6 491 disability-adjusted life-years (DALYs) for 359 diseases and injuries and healthy life  
7  
8 492 expectancy (HALE) for 195 countries and territories, 1990-2017: a systematic  
9  
10 493 analysis for the Global Burden of Disease Study 2017. *Lancet* 2018;392(10159):1859-  
11  
12 494 922.
- 13  
14  
15  
16 495 9 Woolf AD, Erwin J, March L. The need to address the burden of musculoskeletal  
17  
18 496 conditions. *Best Pract Res Clin Rheumatol* 2012;26(2):183-224.
- 19  
20  
21  
22 497 10 Wu D, Wong P, Guo C, et al. Pattern and trend of five major musculoskeletal  
23  
24 498 disorders in China from 1990 to 2017: findings from the Global Burden of Disease  
25  
26 499 Study 2017. *Bmc Med* 2021;19(1).
- 27  
28  
29  
30 500 11 Safiri S, Kolahi AA, Cross M, et al. Prevalence, Deaths, and Disability-Adjusted  
31  
32 501 Life Years Due to Musculoskeletal Disorders for 195 Countries and Territories 1990-  
33  
34 502 2017. *Arthritis Rheumatol* 2021;73(4):702-14.
- 35  
36  
37  
38 503 12 Cieza A, Causey K, Kamenov K, et al. Global estimates of the need for  
39  
40 504 rehabilitation based on the Global Burden of Disease study 2019: a systematic  
41  
42 505 analysis for the Global Burden of Disease Study 2019. *Lancet*  
43  
44 506 2021;396(10267):2006-17.
- 45  
46  
47  
48 507 13 Lewis R, Gomez AC, Rayman M, et al. Strategies for optimising musculoskeletal  
49  
50 508 health in the 21(st) century. *BMC Musculoskelet Disord* 2019;20(1):164.
- 51  
52  
53  
54 509 14 Williams A, Kamper SJ, Wiggers JH, et al. Musculoskeletal conditions may  
55  
56 510 increase the risk of chronic disease: a systematic review and meta-analysis of cohort  
57  
58 511 studies. *Bmc Med* 2018;16(1):167.  
59  
60

- 1  
2  
3  
4 512 15 Jin Z, Wang D, Zhang H, et al. Incidence trend of five common musculoskeletal  
5  
6 513 disorders from 1990 to 2017 at the global, regional and national level: results from the  
7  
8 514 global burden of disease study 2017. *Ann Rheum Dis* 2020;79(8):1014-22.  
9  
10  
11 515 16 Chang AY, Skirbekk VF, Tyrovolas S, et al. Measuring population ageing: an  
12  
13 516 analysis of the Global Burden of Disease Study 2017. *Lancet Public Health*  
14  
15 517 2019;4(3):e159-67.  
16  
17  
18 518 17 Cheng X, Yang Y, Schwebel DC, et al. Population ageing and mortality during  
19  
20 519 1990-2017: A global decomposition analysis. *Plos Med* 2020;17(6):e1003138.  
21  
22  
23 520 18 GBD 2019 Diseases and Injuries Collaborators. Global burden of 369 diseases and  
24  
25 521 injuries in 204 countries and territories, 1990-2019: a systematic analysis for the  
26  
27 522 Global Burden of Disease Study 2019. *Lancet* 2020;396(10258):1204-22.  
28  
29  
30 523 19 GBD 2019 Demographics Collaborators. Global age-sex-specific fertility,  
31  
32 524 mortality, healthy life expectancy (HALE), and population estimates in 204 countries  
33  
34 525 and territories, 1950-2019: a comprehensive demographic analysis for the Global  
35  
36 526 Burden of Disease Study 2019. *Lancet* 2020;396(10258):1160-203.  
37  
38  
39 527 20 Clark P, Denova-Gutierrez E, Razo C, et al. The burden of musculoskeletal  
40  
41 528 disorders in Mexico at national and state level, 1990-2016: estimates from the global  
42  
43 529 burden of disease study 2016. *Osteoporos Int* 2018;29(12):2745-60.  
44  
45  
46 530 21 GBD 2019 Viewpoint Collaborators. Five insights from the Global Burden of  
47  
48 531 Disease Study 2019. *Lancet* 2020;396(10258):1135-59.  
49  
50  
51 532 22 Da CB, Vieira ER. Risk factors for work-related musculoskeletal disorders: A  
52  
53 533 systematic review of recent longitudinal studies. *Am J Ind Med* 2010;53(3):285-323.  
54  
55  
56  
57  
58  
59  
60

- 1  
2  
3  
4 534 23 Di Giuseppe D, Discacciati A, Orsini N, et al. Cigarette smoking and risk of  
5  
6 535 rheumatoid arthritis: a dose-response meta-analysis. *Arthritis Res Ther*  
7  
8  
9 536 2014;16(2):R61.  
10  
11 537 24 Aune D, Norat T, Vatten LJ. Body mass index and the risk of gout: a systematic  
12  
13  
14 538 review and dose-response meta-analysis of prospective studies. *Eur J Nutr*  
15  
16  
17 539 2014;53(8):1591-601.  
18  
19 540 25 Zhou ZY, Liu YK, Chen HL, et al. Body mass index and knee osteoarthritis risk: a  
20  
21  
22 541 dose-response meta-analysis. *Obesity (Silver Spring)* 2014;22(10):2180-85.  
23  
24 542 26 GBD 2017 Disease and Injury Incidence and Prevalence Collaborators. Global,  
25  
26  
27 543 regional, and national incidence, prevalence, and years lived with disability for 354  
28  
29  
30 544 diseases and injuries for 195 countries and territories, 1990-2017: a systematic  
31  
32  
33 545 analysis for the Global Burden of Disease Study 2017. *Lancet* 2018;392(10159):1789-  
34  
35 546 858.  
36  
37 547 27 Ahmad OB BPCL. Age Standardization of Rates: A New WHO Standard. Global  
38  
39  
40 548 Program on Evidence for Health Policy (GPE) Discussion Paper Series: No. 31.  
41  
42  
43 549 World Health Organization; 2001. Accessed July 10, 2021. [https://www.who.int/health](https://www.who.int/healthinfo/paper31.pdf)  
44  
45 550 [hinfo/paper31.pdf](https://www.who.int/healthinfo/paper31.pdf). In.  
46  
47  
48 551 28 Kim HJ, Fay MP, Feuer EJ, et al. Permutation tests for joinpoint regression with  
49  
50  
51 552 applications to cancer rates. *Stat Med* 2000;19(3):335-51.  
52  
53 553 29 Clegg LX, Hankey BF, Tiwari R, et al. Estimating average annual per cent change  
54  
55  
56 554 in trend analysis. *Stat Med* 2009;28(29):3670-82.  
57  
58 555 30 Liu X, Jiang J, Yu C, et al. Secular trends in incidence and mortality of bladder  
59  
60

- 1  
2  
3  
4 556 cancer in China, 1990-2017: A joinpoint and age-period-cohort analysis. *Cancer*  
5  
6 557 *Epidemiol* 2019;61:95-103.  
7  
8  
9 558 31 UNData app. In, 2021. Available: <http://data.un.org/en/reg/g1.html>.  
10  
11 559 32 Blyth FM, Briggs AM, Schneider CH, et al. The Global Burden of  
12  
13 560 Musculoskeletal Pain-Where to From Here? *Am J Public Health* 2019;109(1):35-40.  
14  
15 561 33 GBD 2019 Demographics Collaborators. Global age-sex-specific fertility,  
16  
17 562 mortality, healthy life expectancy (HALE), and population estimates in 204 countries  
18  
19 563 and territories, 1950-2019: a comprehensive demographic analysis for the Global  
20  
21 564 Burden of Disease Study 2019. *Lancet* 2020;396(10258):1160-203.  
22  
23 565 34 World Health Organization. Ageing. In, 2021. Available:  
24  
25 566 [https://www.who.int/zh/health-topics/ageing#tab=tab\\_1](https://www.who.int/zh/health-topics/ageing#tab=tab_1).  
26  
27 567 35 Dehlin M, Jacobsson L, Roddy E. Global epidemiology of gout: prevalence,  
28  
29 568 incidence, treatment patterns and risk factors. *Nat Rev Rheumatol* 2020;16(7):380-90.  
30  
31 569 36 Safiri S, Kolahi AA, Hoy D, et al. Global, regional, and national burden of neck  
32  
33 570 pain in the general population, 1990-2017: systematic analysis of the Global Burden  
34  
35 571 of Disease Study 2017. *BMJ* 2020;368:m791.  
36  
37 572 37 Hoy D, March L, Brooks P, et al. The global burden of low back pain: estimates  
38  
39 573 from the Global Burden of Disease 2010 study. *Ann Rheum Dis* 2014;73(6):968-74.  
40  
41 574 38 Wolf JM, Cannada L, Van Heest AE, et al. Male and female differences in  
42  
43 575 musculoskeletal disease. *J Am Acad Orthop Surg* 2015;23(6):339-47.  
44  
45 576 39 Pinn VW. Past and future: sex and gender in health research, the aging experience,  
46  
47 577 and implications for musculoskeletal health. *Orthop Clin North Am* 2006;37(4):513-  
48  
49  
50  
51  
52  
53  
54  
55  
56  
57  
58  
59  
60

- 1  
2  
3  
4 578 21.  
5  
6 579 40 Watt FE. Musculoskeletal pain and menopause. *Post Reprod Health*  
7  
8  
9 580 2018;24(1):34-43.  
10  
11 581 41 Peacock A, Leung J, Larney S, et al. Global statistics on alcohol, tobacco and illicit  
12  
13  
14 582 drug use: 2017 status report. *Addiction* 2018;113(10):1905-26.  
15  
16  
17 583 42 Kelsey JL, Hochberg MC. Epidemiology of chronic musculoskeletal disorders.  
18  
19 584 *Annu Rev Public Health* 1988;9:379-401.  
20  
21  
22 585 43 Cross M, Smith E, Hoy D, et al. The global burden of rheumatoid arthritis:  
23  
24 586 estimates from the global burden of disease 2010 study. *Ann Rheum Dis*  
25  
26  
27 587 2014;73(7):1316-22.  
28  
29  
30 588 44 Dai H, Alsalhe TA, Chalhaf N, et al. The global burden of disease attributable to  
31  
32 589 high body mass index in 195 countries and territories, 1990-2017: An analysis of the  
33  
34  
35 590 Global Burden of Disease Study. *Plos Med* 2020;17(7):e1003198.  
36  
37  
38 591 45 Moradi-Lakeh M, Forouzanfar MH, Vollset SE, et al. Burden of musculoskeletal  
39  
40 592 disorders in the Eastern Mediterranean Region, 1990-2013: findings from the Global  
41  
42  
43 593 Burden of Disease Study 2013. *Ann Rheum Dis* 2017;76(8):1365-73.  
44  
45  
46 594 46 Bontrup C, Taylor WR, Fliesser M, et al. Low back pain and its relationship with  
47  
48 595 sitting behaviour among sedentary office workers. *Appl Ergon* 2019;81:102894.  
49  
50  
51 596 47 GBD 2015 Risk Factors Collaborators. Global, regional, and national comparative  
52  
53 597 risk assessment of 79 behavioural, environmental and occupational, and metabolic  
54  
55  
56 598 risks or clusters of risks, 1990-2015: a systematic analysis for the Global Burden of  
57  
58  
59 599 Disease Study 2015. *Lancet* 2016;388(10053):1659-724.  
60



- 1  
2  
3  
4 600 48 GBD 2015 Tobacco Collaborators. Smoking prevalence and attributable disease  
5  
6 601 burden in 195 countries and territories, 1990-2015: a systematic analysis from the  
7  
8 602 Global Burden of Disease Study 2015. *Lancet* 2017;389(10082):1885-906.  
9  
10  
11 603 49 Chang K, Yang SM, Kim SH, et al. Smoking and rheumatoid arthritis. *Int J Mol*  
12  
13 604 *Sci* 2014;15(12):22279-95.  
14  
15  
16 605 50 Lin X, Xu Y, Xu J, et al. Global burden of noncommunicable disease attributable  
17  
18 606 to high body mass index in 195 countries and territories, 1990-2017. *Endocrine*  
19  
20 607 2020;69(2):310-20.  
21  
22  
23 608 51 Dai H, Alsalhe TA, Chalhaf N, et al. The global burden of disease attributable to  
24  
25 609 high body mass index in 195 countries and territories, 1990-2017: An analysis of the  
26  
27 610 Global Burden of Disease Study. *Plos Med* 2020;17(7):e1003198.  
28  
29  
30 611 52 Dalbeth N, Gosling AL, Gaffo A, et al. Gout. *Lancet* 2021;397(10287):1843-55.  
31  
32  
33 612 53 Keenan RT. The biology of urate. *Semin Arthritis Rheum* 2020;50(3S):S2-10.  
34  
35  
36 613 54 GBD Chronic Kidney Disease Collaboration. Global, regional, and national burden  
37  
38 614 of chronic kidney disease, 1990-2017: a systematic analysis for the Global Burden of  
39  
40 615 Disease Study 2017. *Lancet* 2020;395(10225):709-33.  
41  
42  
43 616 55 Singh JA, Reddy SG, Kundukulam J. Risk factors for gout and prevention: a  
44  
45 617 systematic review of the literature. *Curr Opin Rheumatol* 2011;23(2):192-202.  
46  
47  
48 618 56 Lottmann K, Chen X, Schadlich PK. Association between gout and all-cause as  
49  
50 619 well as cardiovascular mortality: a systematic review. *Curr Rheumatol Rep*  
51  
52 620 2012;14(2):195-203.  
53  
54  
55  
56  
57  
58  
59  
60

1  
2  
3  
4 623 **Figure legends**

5  
6 624 **Figure 1.** Age-standardized rates (per 100,000 population) in MSK disorders of  
7  
8  
9 625 Worldwide in 2019. (A) Age-standardized incidence rate. (B) age-standardized death  
10  
11  
12 626 rate. (C) age-standardized DALY rate. MSK, musculoskeletal; DALY, disability-  
13  
14 627 adjusted life year

15  
16  
17 628 **Figure 2.** The age distribution of cases due to five common conditions in 1990 and  
18  
19 629 2019. (A) Incident cases. (B) Deaths. (C) DALYs; DALY, disability-adjusted life  
20  
21  
22 630 year

23  
24 631 **Figure 3.** The correlation of AAPCs in ASR with SDI value in 204 countries in 2019.  
25  
26  
27 632 (A) ASIR. (B) ASDR. (C) age-standardized DALY rate; The size of circle indicates  
28  
29  
30 633 the number of cases and one circle represents a specific country. The R indices  
31  
32  
33 634 and *P* values presented were derived from Pearson correlation analysis. ASIR, age  
34  
35 635 standardized incidence rate; ASDR, age standardized death rate; AAPC, average  
36  
37  
38 636 annual percentage change; SDI, socio-demographic index; DALY, disability-adjusted  
39  
40 637 life year

41  
42  
43 638 **Figure 4.** (A) The age-standardized DALY rate (per 100,000 population) for MSK  
44  
45 639 disorders attributable to risk factors from 1990 to 2019. (B) The MSK disorders  
46  
47  
48 640 DALYs attributable to risk factors in 21 regions in 2019; Only the overall DALYs and  
49  
50  
51 641 the most pronounced one attributable to specific risk factors were presented; MSK,  
52  
53 642 musculoskeletal; DALY, disability-adjusted life year.

54  
55  
56 643

57  
58 644

59  
60

1  
2  
3  
4 645 **Supplemental Material**

5  
6 646 **Table S1.** The numbers (2019), ASRs per 100,000 (2019), and AAPCs (1990-2019)  
7  
8 647 in incidence, death and DALY for RA in 21 GBD regions.

9  
10 648 **Table S2.** The numbers (2019), ASRs per 100,000 (2019), and AAPCs (1990-2019)  
11  
12 649 in incidence and DALY for OA in 21 GBD regions.

13  
14 650 **Table S3.** The numbers (2019), ASRs per 100,000 (2019), and AAPCs (1990-2019)  
15  
16 651 in incidence and DALY for LBP in 21 GBD regions.

17  
18 652 **Table S4.** The numbers (2019), ASRs per 100,000 (2019), and AAPCs (1990-2019)  
19  
20 653 in incidence and DALY for NP in 21 GBD regions.

21  
22 654 **Table S5.** The numbers (2019), ASRs per 100,000 (2019), and AAPCs (1990-2019)  
23  
24 655 in incidence and DALY for gout in 21 GBD regions.

25  
26 656 **Table S6.** The numbers (2019), ASRs per 100,000 (2019), and AAPCs (1990-2019)  
27  
28 657 in incidence, death and DALY for MSK disorders in 21 GBD regions

29  
30 658 **Table S7.** The numbers (2019), ASRs per 100,000 (2019), and AAPCs (1990-2019)  
31  
32 659 in incidence, death and DALY for MSK disorders in 204 countries

33  
34 660 **Table S8.** The numbers (2019), ASRs per 100,000 (2019), and AAPCs (1990-2019)  
35  
36 661 in incidence, death and DALY for RA in 204 countries

37  
38 662 **Table S9.** The numbers (2019), ASRs per 100,000 (2019), and AAPCs (1990-2019)  
39  
40 663 in incidence and DALY for OA in 204 countries

41  
42 664 **Table S10.** The numbers (2019), ASRs per 100,000 (2019), and AAPCs (1990-2019)  
43  
44 665 in incidence and DALY for LBP in 204 countries

45  
46 666 **Table S11.** The numbers (2019), ASRs per 100,000 (2019), and AAPCs (1990-2019)  
47  
48  
49  
50  
51  
52  
53  
54  
55  
56  
57  
58  
59  
60

1  
2  
3  
4 667 in incidence and DALY for NP in 204 countries

5  
6 668 **Table S12.** The numbers (2019), ASRs per 100,000 (2019), and AAPCs (1990-2019)

7  
8  
9 669 in incidence and DALY for gout in 204 countries

10  
11 670 **Table S13.** The DALYs for MSK disorders attributable to risk factors in 2019.

12  
13  
14 671 **Figure S1.** Age-standardized incidence (A), death (B), and DALY (C) rates (per

15  
16  
17 672 100,000 population) in global and five SDI quintiles from 1990 to 2019

18  
19 673 **Figure S2.** The correlation of ASIR (A), ASDR (B), age-standardized DALY rate (C)

20  
21  
22 674 (per 100,000 population) with SDI value in 21 regions from 1990 to 2019

23  
24 675 **Figure S3.** The correlation of ASIR (A), ASDR (B), age-standardized DALY rate (C)

25  
26  
27 676 (per 100,000 population) with SDI value in 204 countries in 2019

28  
29  
30 677 The size of circle indicates the number of cases and one circle represents a specific

31  
32  
33 678 country.

34  
35 679 **Figure S4.** The percentage change in age-standardized rates for MSK disorders of

36  
37  
38 680 Worldwide between 1990 and 2019

39  
40 681 **Figure S5.** The number of incident cases (A), deaths (B), DALYs (C) of five common

41  
42  
43 682 conditions by gender and age groups in 2019

44  
45 683 **Figure S6.** The AAPC of age-standardized rates for MSK disorders of worldwide

46  
47  
48 684 from 1990 to 2019

49  
50 685 **Figure S7.** The age-standardized DALY rate (per 100,000 population) for RA (A),

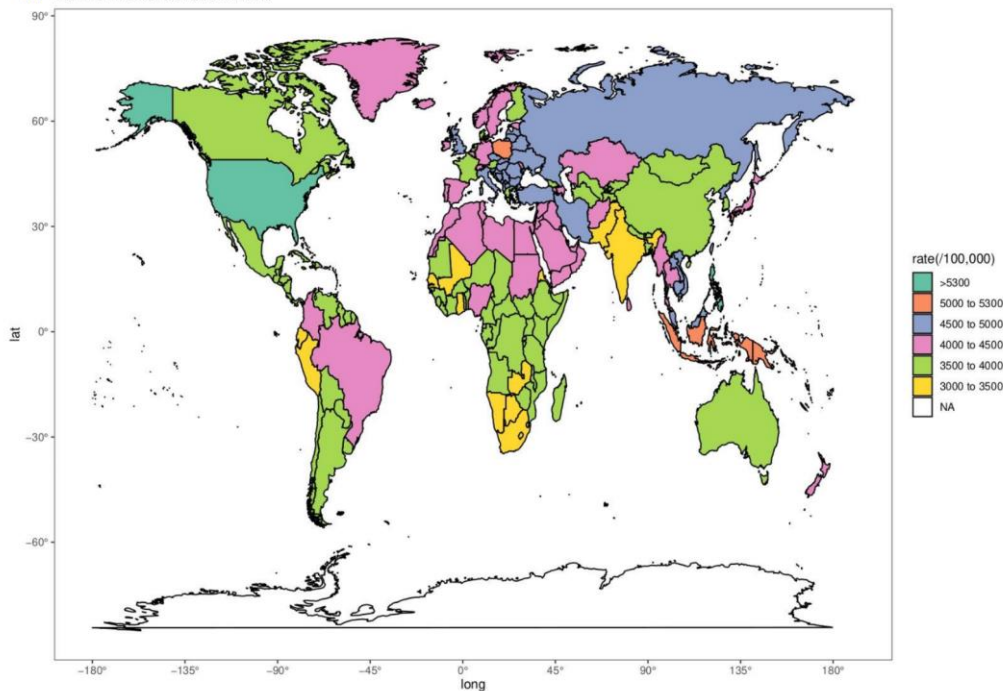
51  
52  
53 686 OA (B), LBP (C) and gout (D) attributable to risk factors from 1990 to 2019

54  
55  
56 687

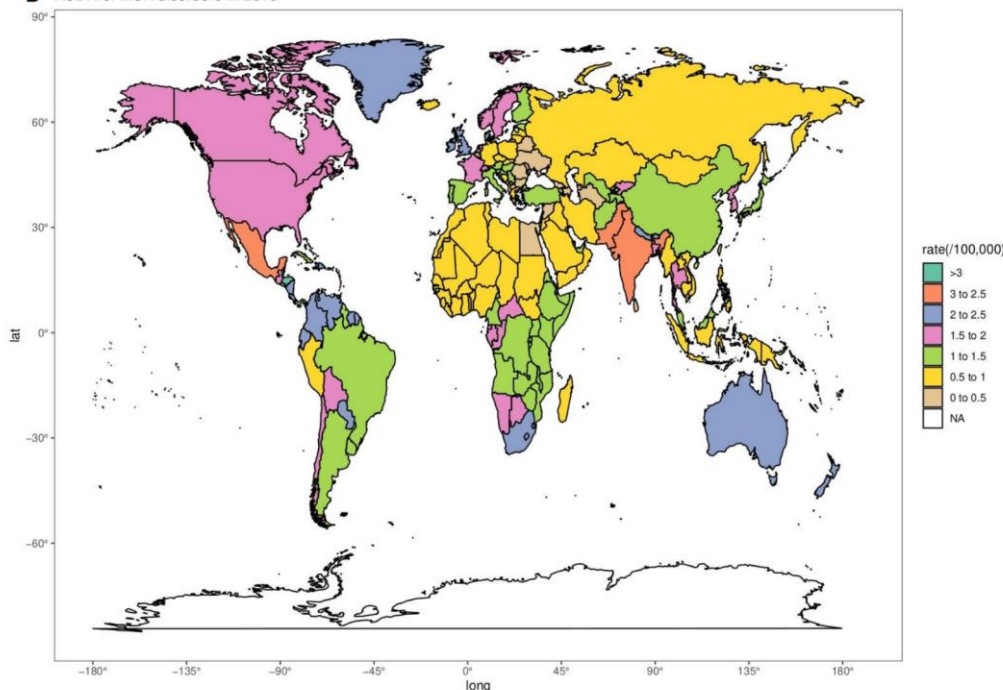
57  
58  
59 688

60

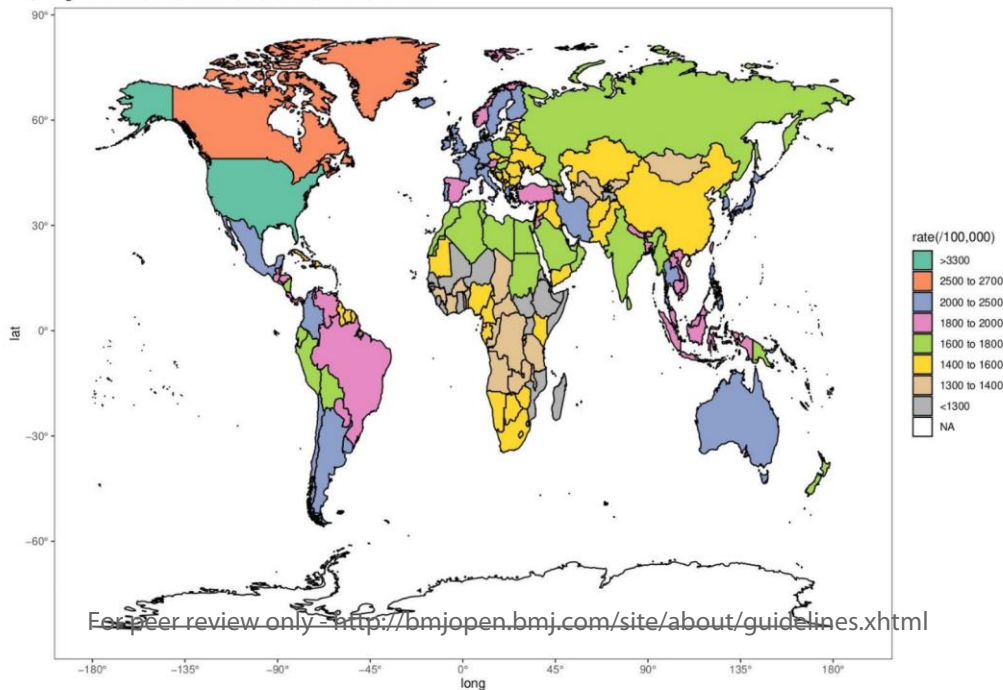
A ASIR of MSK disorders in 2019



B ASDR of MSK disorders in 2019

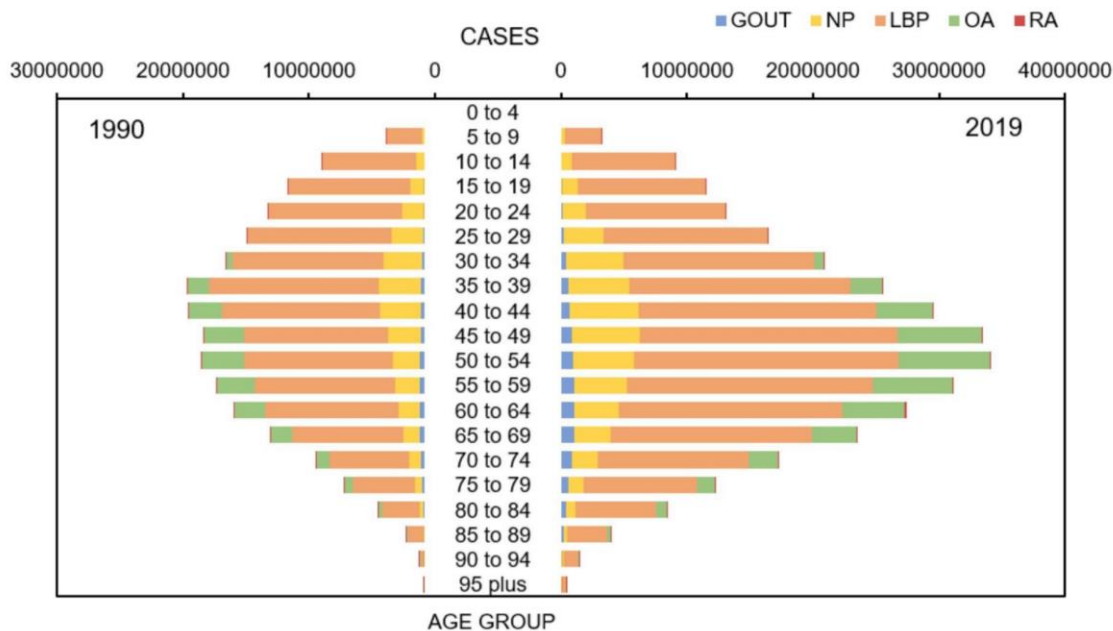


C Age-standardized DALY rate of MSK disorders in 2019

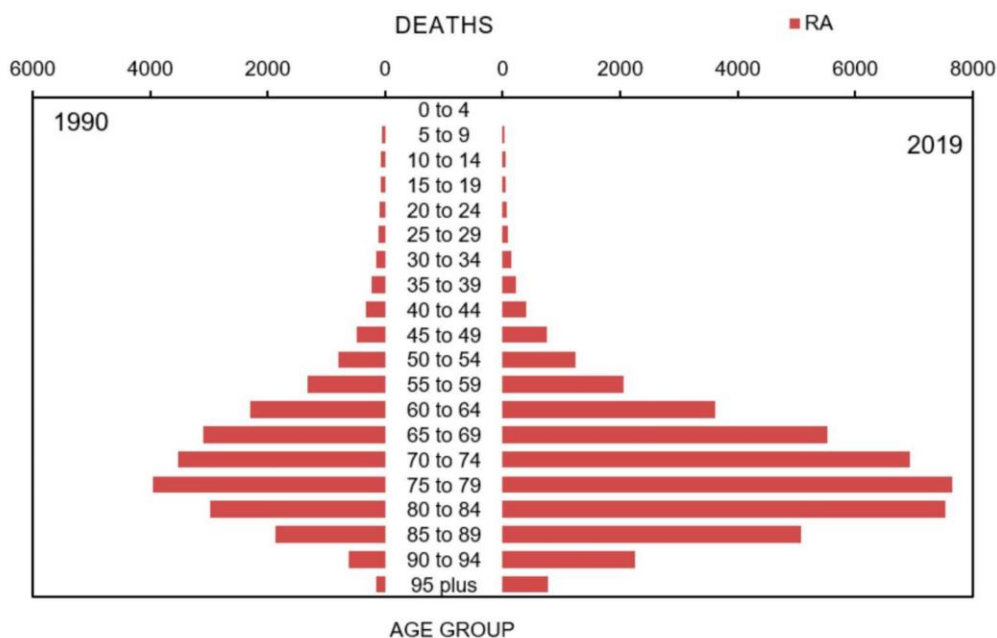


1  
2  
3  
4  
5  
6  
7  
8  
9  
10  
11  
12  
13  
14  
15  
16  
17  
18  
19  
20  
21  
22  
23  
24  
25  
26  
27  
28  
29  
30  
31  
32  
33  
34  
35  
36  
37  
38  
39  
40  
41  
42  
43  
44  
45  
46  
47  
48  
49  
50  
51  
52  
53  
54  
55  
56  
57  
58  
59  
60

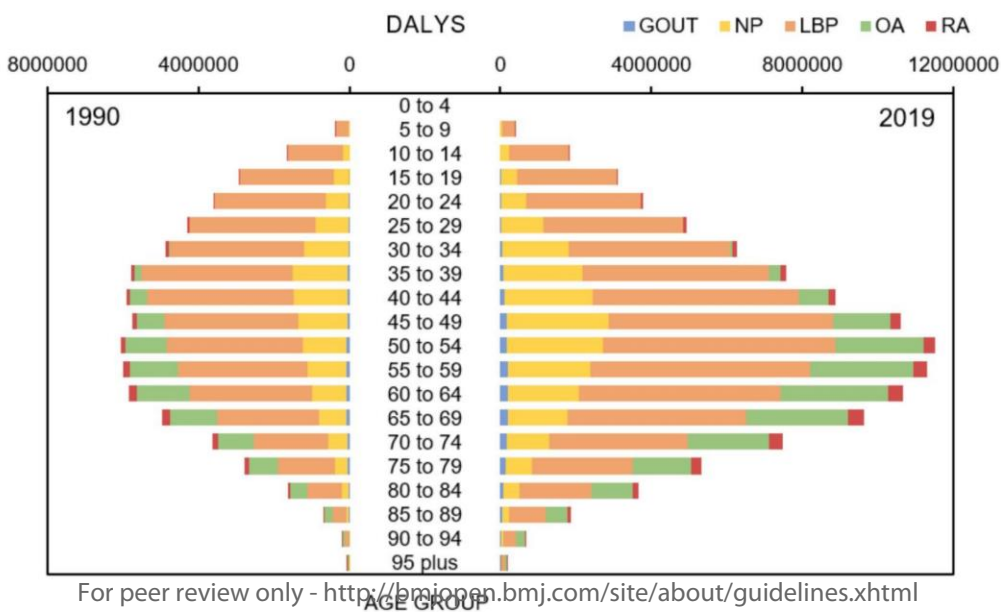
A



B




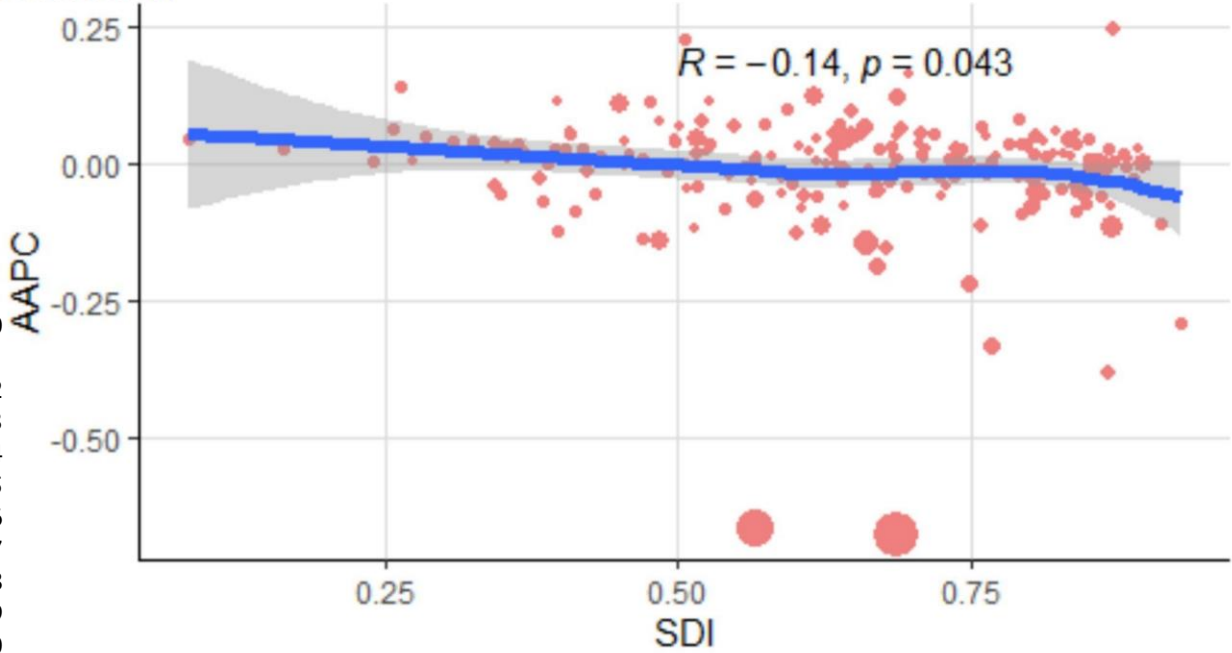
C




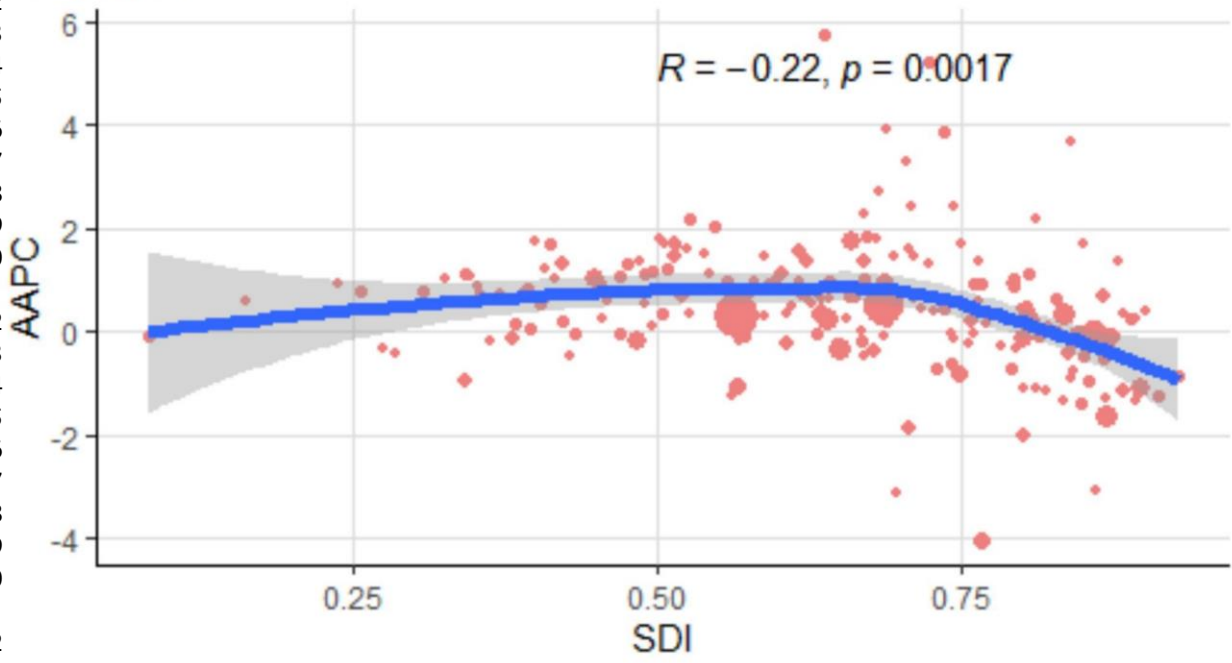


**A ASIR and SDI**

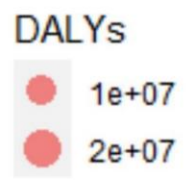
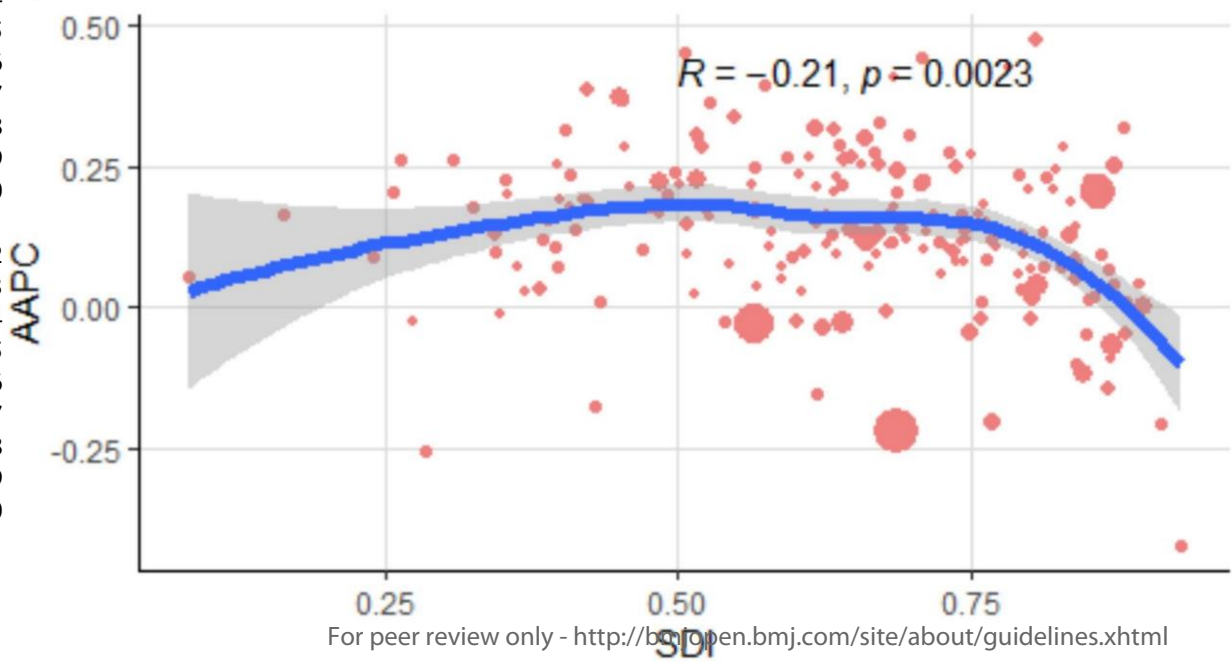
1  
2  
3  
4  
5  
6  
7  
8  
9  
10  
11  
12  
13  
14  
15  
16  
17  
18  
19  
20  
21  
22  
23  
24  
25  
26  
27  
28  
29  
30  
31  
32  
33  
34  
35  
36  
37  
38  
39  
40  
41  
42  
43  
44  
45  
46  
47  
48  
49  
50  
51  
52  
53  
54  
55  
56  
57  
58  
59  
60



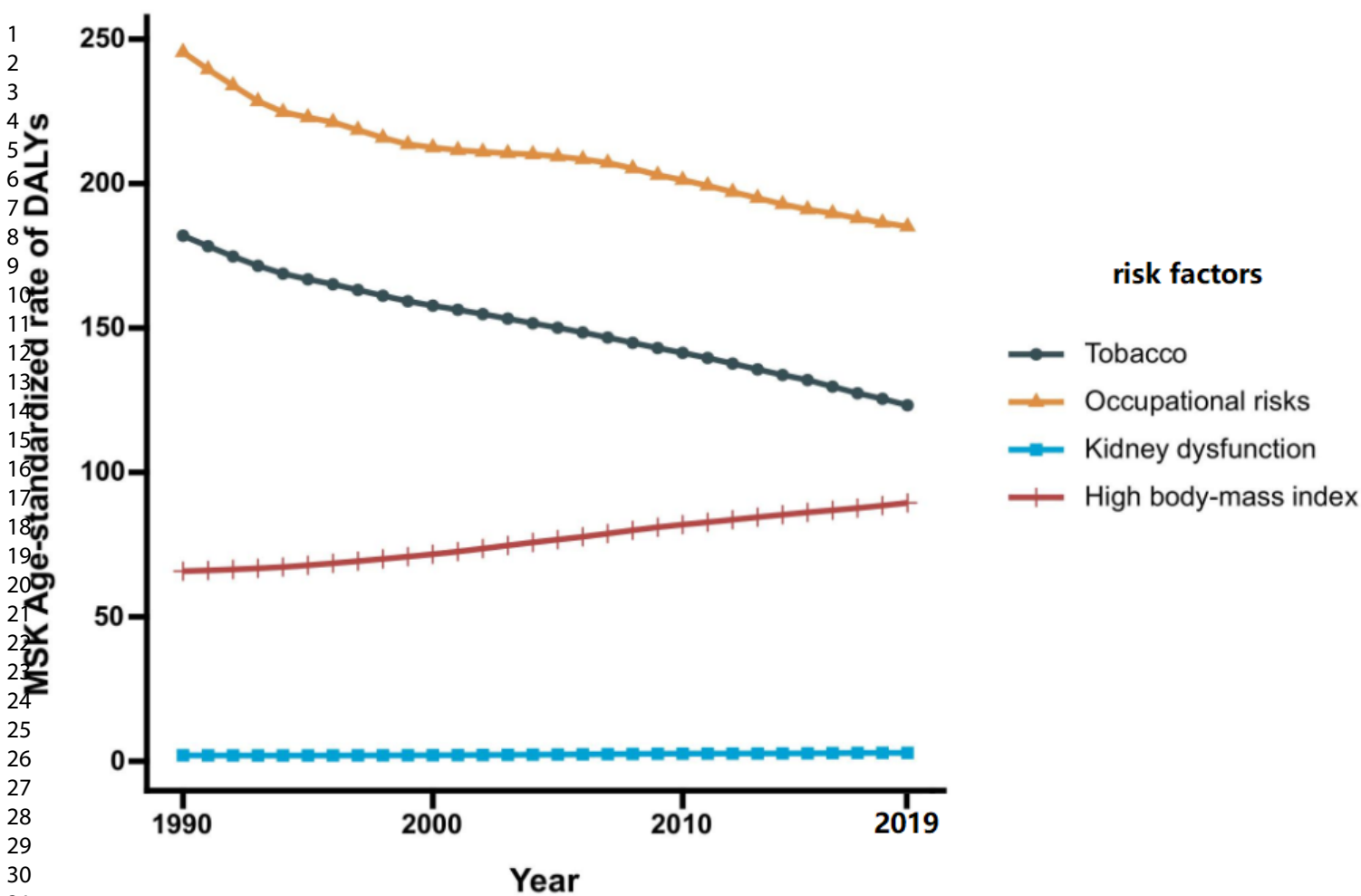
**B ASDR and SDI**



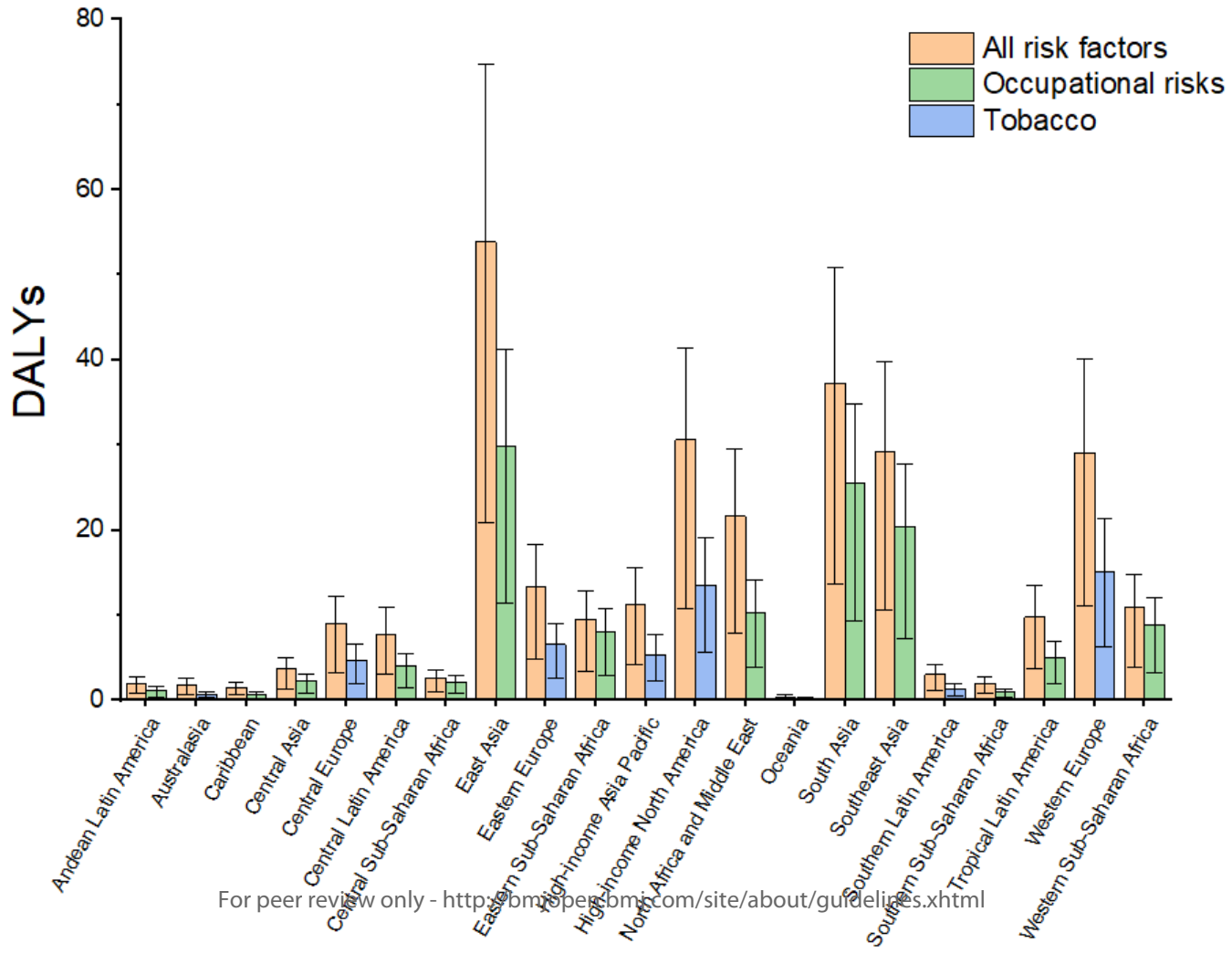
**C Age-standardized DALY rate and SDI**



A



B



## Supplemental Material

**Table S1.** The numbers (2019), ASRs (per 100,000 population; 2019), and AAPCs (1990-2019) in incidence, death and DALY for RA in 21 GBD regions

Characteristic	Incident cases			Deaths			DALYs		
	Numbers (95% UI)	ASIR (95% UI)	AAPC (95% CI)	Numbers (95% UI)	ASDR (95% UI)	AAPC (95% CI)	Numbers (95% UI)	Age-standardized DALY rate (95% UI)	AAPC (95% CI)
<b>Global</b>	1,074,390.80 (975,501.75,1,179,332.46)	13.00 (11.83,14.27)	0.21 (0.18,0.25)	44,408.35 (33,953.69,51,747.79)	0.57 (0.43,0.66)	-0.37 (-0.54,-0.2)	3,262,589.14 (2,510,208.35,4,091,554.90)	39.57 (30.51,49.53)	0.02 (-0.05,0.09)
<b>Sex</b>									
<b>Male</b>	330,460.59 (298,856.18,364,426.10)	8.13 (7.38,8.94)	0.24 (0.22,0.26)	13,832.08 (11,943.81,15,629.04)	0.40 (0.35,0.46)	-0.40 (-0.59,-0.21)	980,812.84 (759,988.78,1,234,948.74)	24.94 (19.42,31.31)	0.03 (-0.07,0.14)
<b>Female</b>	743,930.21 (678,043.92,817,225.02)	17.80 (16.22,19.52)	0.20 (0.14,0.26)	30,576.27 (20,414.75,37,673.84)	0.70 (0.47,0.86)	-0.29 (-0.42,-0.17)	2,281,776.30 (1,727,389.39,2,875,227.64)	53.26 (40.20,67.08)	0.06 (0.01,0.10)
<b>Social-demographic index</b>									
<b>Low</b>	89,688.13 (80,771.34,99,448.31)	12.61 (11.43,13.87)	0.21 (0.14,0.29)	2,897.35 (1,860.52,3,521.11)	0.72 (0.46,0.88)	0.16 (-0.06,0.38)	222,421.67 (169,707.17,283,475.75)	38.07 (29.29,47.88)	0.27 (0.17,0.37)
<b>Low middle</b>	241,655.22 (219,310.74,265,888.62)	15.26 (13.85,16.79)	0.32 (0.3,0.35)	12,156.71 (8,079.66,14,871.11)	1.06 (0.70,1.30)	0.4 (0,0.8)	691,109.87 (535,276.39,858,365.36)	48.38 (37.95,59.54)	0.36 (0.22,0.51)
<b>Middle</b>	297,488.69 (268,325.64,329,405.71)	11.19 (10.14,12.37)	0.17 (0.07,0.27)	12,703.38 (9,985.64,15,126.42)	0.60 (0.47,0.71)	0.15 (-0.11,0.4)	966,741.26 (743,565.39,1,219,446.23)	37.61 (29.11,47.14)	0.17 (0.1,0.25)
<b>Middle high</b>	198,917.07 (179,744.16,218,851.52)	11.23 (10.23,12.37)	0.34 (0.32,0.37)	7,851.06 (6,226.84,9,818.47)	0.39 (0.31,0.49)	-0.35 (-0.51,-0.18)	675,069.15 (508,138.30,859,496.72)	35.01 (26.33,44.52)	0.06 (-0.02,0.14)
<b>High</b>	232,587.21 (214,481.50,252,314.67)	17.13 (15.77,18.61)	0.25 (0.22,0.28)	8,785.85 (6,069.53,11,618.27)	0.42 (0.30,0.57)	-1.74 (-1.82,-1.66)	705,955.96 (525,042.85,897,160.63)	45.02 (33.28,57.74)	-0.19 (-0.25,-0.12)
<b>Region</b>									
<b>Andean Latin America</b>	9,218.46 (8,173.27,10,464.32)	14.74 (13.16,16.62)	1.35 (1.33,1.37)	330.49 (225.77,413.26)	0.62 (0.42,0.77)	-0.62 (-0.94,-0.3)	27,408.69 (20,251.53,35,421.57)	46.17 (34.27,59.10)	0.92 (0.83,1.02)
<b>Australasia</b>	7,968.43 (7,148.80,8,850.94)	20.89 (18.75,23.34)	0.28 (0.19,0.36)	304.24 (210.26,414.87)	0.57 (0.40,0.78)	-1.9 (-2.07,-1.73)	22,917.73 (17,018.69,29,415.15)	52.75 (38.71,68.08)	-0.24 (-0.33,-0.16)
<b>Caribbean</b>	5,322.72 (4,719.72,6,013.78)	10.77 (9.55,12.17)	0.68 (0.67,0.7)	219.84 (160.59,304.95)	0.42 (0.31,0.58)	-0.49 (-0.67,-0.32)	18,374.25 (13,531.12,23,558.83)	36.11 (26.56,46.29)	0.46 (0.39,0.52)
<b>Central Asia</b>	16,171.95 (14,695.17,17,910.49)	17.33 (15.91,18.97)	0.85 (0.79,0.91)	258.89 (180.85,325.50)	0.39 (0.26,0.48)	0.67 (-0.02,1.36)	44,277.55 (32,408.38,56,973.54)	51.16 (37.60,65.30)	0.79 (0.61,0.97)
<b>Central Europe</b>	16,227.94 (14,513.11,18,043.97)	11.44 (10.20,12.72)	0.19 (0.14,0.25)	635.92 (451.30,899.55)	0.29 (0.21,0.41)	-1.43 (-1.57,-1.29)	60,375.99 (44,838.93,77,458.21)	34.08 (25.02,44.13)	-0.23 (-0.29,-0.17)
<b>Central Latin America</b>	53,797.19 (49,153.46,58,879.03)	21.12 (19.29,23.07)	0.12 (0.1,0.14)	2,316.96 (1,606.82,3,264.52)	1.01 (0.70,1.43)	-1.1 (-1.39,-0.81)	169,127.81 (128,800.20,213,662.79)	68.69 (52.71,86.70)	-0.18 (-0.26,-0.09)
<b>Central Sub-Saharan Africa</b>	9,346.93 (8,255.18,10,701.82)	10.57 (9.39,11.92)	0.48 (0.38,0.59)	290.08 (149.36,410.23)	0.65 (0.33,0.91)	-0.75 (-0.87,-0.62)	24,605.82 (18,091.55,31,842.14)	36.53 (26.88,47.19)	-0.05 (-0.16,0.05)

<b>East Asia</b>	229,076.27 (204,355.58,254,751.08)	11.68 (10.56,12.89)	0.07 (0.05,0.1)	11,181.02 (8,410.69,13,160.47)	0.62 (0.46,0.73)	0.14 (-0.31,0.59)	798,558.78 (608,293.25,1,007,875.37)	39.30 (30.11,49.71)	0.02 (-0.13,0.18)
<b>Eastern Europe</b>	17,769.46 (15,895.58,19,888.10)	7.61 (6.83,8.47)	0.2 (0.19,0.21)	983.28 (590.14,1,255.71)	0.29 (0.18,0.37)	-0.29 (-0.97,0.39)	85,413.30 (65,071.18,108,177.79)	29.00 (22.08,36.95)	0.03 (-0.23,0.28)
<b>Eastern Sub-Saharan Africa</b>	41,084.97 (36,922.21,45,823.80)	17.02 (15.40,18.77)	0.43 (0.38,0.47)	691.34 (332.65,980.65)	0.54 (0.24,0.77)	-0.58 (-0.65,-0.52)	84,024.06 (62,307.58,110,618.58)	43.79 (32.22,57.93)	0.11 (0.03,0.2)
<b>High-income Asia Pacific</b>	37,154.58 (33,401.66,41,233.27)	14.19 (12.75,15.65)	-0.08 (-0.18,0.02)	1,800.39 (1,071.09,2,142.67)	0.35 (0.22,0.41)	-2.93 (-3.04,-2.83)	129,841.47 (96,933.84,166,909.33)	38.31 (28.14,49.80)	-0.66 (-0.77,-0.55)
<b>High-income North America</b>	104,526.80 (96,438.64,113,262.61)	21.46 (20.02,23.09)	0.58 (0.55,0.62)	3,385.77 (2,495.83,5,027.93)	0.51 (0.38,0.77)	-0.09 (-0.28,0.1)	288,983.04 (217,344.68,367,042.41)	53.53 (39.82,68.25)	0.4 (0.36,0.44)
<b>North Africa and Middle East</b>	36,548.39 (32,078.13,41,602.94)	5.86 (5.18,6.63)	0.78 (0.75,0.81)	557.54 (392.52,710.89)	0.14 (0.10,0.18)	-0.26 (-0.42,-0.1)	103,572.32 (74,241.60,136,654.80)	19.04 (13.91,24.87)	0.6 (0.58,0.62)
<b>Oceania</b>	498.50 (427.71,583.31)	3.92 (3.40,4.51)	0.21 (0.19,0.24)	7.79 (4.63,11.36)	0.12 (0.07,0.18)	1.03 (0.94,1.13)	1,413.62 (1,005.10,1,906.47)	13.77 (9.89,18.40)	0.37 (0.34,0.41)
<b>South Asia</b>	290,965.50 (262,697.56,320,812.16)	18.09 (16.35,19.94)	0.28 (0.28,0.29)	14,487.73 (9,700.26,18,493.61)	1.28 (0.86,1.64)	0.08 (-0.46,0.64)	770,841.33 (597,981.92,966,528.98)	53.36 (41.81,65.99)	0.22 (0.03,0.42)
<b>Southeast Asia</b>	40,268.74 (35,540.55,45,593.86)	5.54 (4.92,6.24)	0.32 (0.3,0.35)	1,120.23 (711.90,1,445.95)	0.21 (0.13,0.27)	0.91 (0.83,0.99)	125,279.28 (92,572.71,161,884.47)	18.48 (13.76,23.64)	0.46 (0.42,0.5)
<b>Southern Latin America</b>	10,666.62 (9,723.92,11,790.86)	14.51 (13.16,16.09)	0.98 (0.94,1.02)	439.78 (295.28,657.32)	0.52 (0.35,0.78)	-1.21 (-1.53,-0.89)	35,783.68 (26,772.28,45,755.86)	45.77 (34.05,58.57)	0.69 (0.64,0.73)
<b>Southern Sub-Saharan Africa</b>	13,131.76 (11,765.55,14,690.76)	17.16 (15.35,19.11)	-0.07 (-0.11,-0.03)	362.47 (303.21,497.46)	0.72 (0.60,0.99)	-1.01 (-1.6,-0.41)	37,444.82 (28,391.44,47,750.65)	56.76 (43.29,71.95)	-0.56 (-0.76,-0.36)
<b>Tropical Latin America</b>	28,859.54 (25,679.92,32,359.69)	12.00 (10.74,13.41)	0.23 (0.2,0.25)	659.45 (448.02,929.65)	0.28 (0.19,0.39)	-0.26 (-0.35,-0.17)	106,837.45 (78,061.45,137,943.15)	42.82 (31.44,55.05)	0.24 (0.21,0.27)
<b>Western Europe</b>	92,644.46 (84,750.59,101,324.82)	15.76 (14.35,17.32)	0.18 (0.16,0.21)	4,025.90 (2,738.25,5,548.55)	0.39 (0.27,0.54)	-2.1 (-2.25,-1.95)	296,733.89 (219,394.32,379,185.51)	42.22 (30.83,54.67)	-0.34 (-0.41,-0.27)
<b>Western Sub-Saharan Africa</b>	13,141.57 (11,576.75,14,995.65)	4.63 (4.09,5.23)	0.62 (0.53,0.71)	349.24 (215.24,499.41)	0.23 (0.14,0.32)	1.02 (0.94,1.1)	30,774.26 (22,062.85,40,005.83)	13.29 (9.80,17.09)	0.83 (0.75,0.91)

**Table S2.** The numbers (2019), ASRs per 100,000 (2019), and AAPCs (1990-2019) in incidence and DALY for OA in 21 GBD regions

Characteristic	Incident cases			DALYs		
	Numbers (95% UI)	ASIR (95% UI)	AAPC (95% CI)	Numbers (95% UI)	Age-standardized DALY rate (95% UI)	AAPC (95% CI)
<b>Global</b>	41,467,541.70(36,875,471.25,46,438,408.55)	492.21(438.66,551.50)	0.13(0.11,0.15)	18,948,965.31(9,571,297.86,37,659,659.68)	227.97(115.31,452.70)	0.11(0.1,0.12)
<b>Sex</b>						
<b>Male</b>	17,096,933.81(15,177,169.58, 19,174,755.51)	415.20(370.29,464.53)	0.14(0.09,0.18)	7388606.63 (3721537, 14684380)	186.96(94.45,369.80)	0.13(0.12,0.15)
<b>Female</b>	24,370,607.89(21,703,146.60,27,356,317.01)	567.24(504.88,636.29)	0.12(0.10,0.14)	11,560,358.67(5,848,779.22,22,849,161.20)	264.89(134.04,523.45)	0.11(0.06,0.16)
<b>Social-demographic index</b>						
<b>Low</b>	2,601,502.64(2,316,532.27,2,946,628.67)	405.36(361.98,456.01)	0.05(0.02,0.09)	1,000,765.09(507,130.19,1,989,882.26)	183.97(93.15,364.95)	0.18(0.18,0.19)
<b>Low middle</b>	6,713,002.78(5,965,333.39,7,537,439.85)	437.48(390.00,489.75)	0.25(0.23,0.27)	2,673,112.80(1,342,772.70,5,328,495.47)	189.36(95.45,379.11)	0.31(0.29,0.32)
<b>Middle</b>	12,068,406.20(10,675,803.38,13,557,724.70)	439.11(389.73,491.67)	0.13(0.0,0.26)	5,265,520.82(2,635,856.57,10,585,574.67)	201.78(101.48,404.31)	0.27(0.24,0.3)
<b>Middle high</b>	9,852,744.79(8,737,169.42,11,054,724.27)	495.99(440.73,557.45)	0.12(0.07,0.17)	4,676,897.92(2,358,743.38,9,255,864.38)	228.46(115.31,452.39)	0.07(0.02,0.11)
<b>High</b>	9,477,802.41(8,494,709.17,10,659,393.77)	635.87(568.36,714.76)	0.20(0.17,0.22)	5,324,252.26(2,710,546.47,10,514,597.34)	306.74(155.34,616.21)	0.23(0.2,0.25)
<b>Region</b>						
<b>Andean Latin America</b>	294,128.30(263,316.81,327,298.67)	494.51(442.66,550.94)	0.34(0.33,0.36)	123,920.38(62,426.94,248,045.64)	218.10(109.96,433.99)	0.38(0.37,0.4)
<b>Australasia</b>	259,273.54(230,966.61,293,960.18)	649.52(577.71,733.86)	0.32(0.3,0.34)	143,255.07(72,655.25,287,774.76)	312.53(158.11,631.41)	0.32(0.28,0.36)
<b>Caribbean</b>	243,354.48(216,555.04,273,451.44)	469.58(418.12,526.95)	0.23(0.22,0.23)	106,091.21(53,399.51,213,522.26)	203.91(102.56,410.23)	0.25(0.24,0.27)
<b>Central Asia</b>	369,413.56(325,438.63,421,161.94)	416.36(371.12,473.06)	0.14(0.11,0.16)	150,888.09(76,713.13,301,366.25)	194.76(98.99,390.02)	0.11(0.07,0.15)
<b>Central Europe</b>	739,828.37(662,314.49,831,442.22)	412.30(368.31,462.62)	0.2(0.19,0.2)	363,687.48(184,150.33,718,477.39)	179.50(90.05,353.73)	0.22(0.22,0.23)
<b>Central Latin America</b>	1,319,394.95(1,169,766.64,1,488,513.96)	524.55(465.92,590.76)	0.28(0.26,0.29)	560,669.40(285,426.55,1,102,704.29)	232.87(118.67,459.61)	0.32(0.31,0.34)
<b>Central Sub-Saharan Africa</b>	306,476.15(270,363.02,347,082.95)	431.65(383.77,485.57)	0.1(0.09,0.1)	111,149.63(56,580.92,219,364.63)	194.56(99.83,380.99)	0.13(0.12,0.14)
<b>East Asia</b>	11,025,646.09(9,684,347.66,12,460,943.68)	509.13(450.01,573.24)	0.25(0.19,0.31)	4,883,685.05(2,428,307.37,9,856,868.59)	224.59(112.43,451.95)	0.28(0.22,0.34)
<b>Eastern Europe</b>	1,802,418.55(1,592,906.73,2,052,448.15)	590.23(523.27,674.83)	0.1(0.07,0.12)	990,569.10(505,745.69,1,997,969.07)	293.51(150.41,591.43)	0.06(0.01,0.11)
<b>Eastern Sub-Saharan Africa</b>	927,386.14(821,269.12,1,049,656.89)	436.66(388.39,492.36)	0.16(0.15,0.16)	339,050.08(172,632.98,667,382.38)	196.30(100.13,386.30)	0.18(0.18,0.19)
<b>High-income Asia Pacific</b>	2,088,906.84(1,879,622.27,2,343,285.60)	675.44(601.80,759.94)	0.18(0.12,0.25)	1,256,647.23(638,659.10,2,501,153.03)	322.66(163.41,640.98)	0.27(0.23,0.32)
<b>High-income North America</b>	3,751,718.86(3,316,055.20,4,257,734.19)	736.56(654.21,833.05)	0.2(0.17,0.24)	2,163,818.47(1,117,825.69,4,324,793.75)	367.37(188.71,739.39)	0.14(0.1,0.18)
<b>North Africa and Middle East</b>	2,292,214.45(2,035,506.31,2,570,668.49)	430.41(382.17,481.93)	0.31(0.3,0.32)	852,891.21(425,289.55,1,687,137.59)	185.44(92.77,370.20)	0.33(0.32,0.34)
<b>Oceania</b>	37,422.86(32,787.51,42,192.51)	396.25(351.63,443.16)	0.2(0.17,0.22)	12,938.52(6,383.05,26,215.82)	166.52(82.78,336.59)	0.22(0.2,0.23)
<b>South Asia</b>	6,661,563.91(5,942,417.71,7,491,336.29)	421.91(375.77,472.43)	0.28(0.26,0.3)	2,569,765.28(1,297,451.28,5,130,108.02)	177.20(89.77,355.02)	0.34(0.33,0.35)
<b>Southeast Asia</b>	2,375,632.26(2,087,010.22,2,662,466.85)	336.25(298.29,374.23)	0.32(0.31,0.33)	906,248.48(445,551.78,1,822,118.96)	139.84(68.94,281.08)	0.38(0.37,0.39)
<b>Southern Latin America</b>	480,228.73(428,682.69,543,046.16)	617.77(552.09,699.39)	0.27(0.25,0.29)	244,275.86(124,500.21,487,435.14)	299.47(152.46,598.84)	0.28(0.28,0.29)
<b>Southern Sub-Saharan Africa</b>	334,466.96(297,145.36,377,015.01)	507.30(453.44,571.02)	0.18(0.17,0.19)	135,193.22(68,746.52,267,079.31)	230.53(117.47,453.98)	0.16(0.15,0.16)
<b>Tropical Latin America</b>	1,230,539.74(1,087,888.55,1,380,275.13)	483.19(428.62,541.73)	0.28(0.27,0.29)	508,821.81(255,356.34,1,007,642.16)	206.00(103.51,407.54)	0.33(0.32,0.35)
<b>Western Europe</b>	3,785,517.27(3,372,143.22,4,249,460.88)	556.00(497.13,622.23)	0.19(0.17,0.21)	2,103,868.59(1,067,687.76,4,239,455.34)	258.45(130.74,514.19)	0.21(0.2,0.22)
<b>Western Sub-Saharan Africa</b>	1,142,009.69(1,008,100.01,1,293,474.66)	464.55(413.06,522.98)	0.18(0.17,0.18)	421,531.14(215,344.06,835,155.98)	208.83(106.42,411.09)	0.18(0.18,0.19)



**Table S3.** The numbers (2019), ASRs per 100,000 (2019), and AAPCs (1990-2019) in incidence and DALY for LBP in 21 GBD regions

Characteristic	Incident cases			DALYs		
	Numbers (95% UI)	ASIR (95% UI)	AAPC (95% CI)	Numbers (95% UI)	Age-standardized DALY rate (95% UI)	AAPC (95% CI)
<b>Global</b>	223,455,640.80 (197,710,057.80,252,992,458.10)	2,748.90 (2,425.77,3,106.89)	-0.49 (-0.52,-0.46)	63,685,119.80 (44,999,198.06,85,192,922.21)	780.15 (549.34,1,046.05)	-0.61 (-0.65,-0.57)
<b>Sex</b>						
<b>Male</b>	95,250,576.28 (83,907,887.24,108,430,887.43)	2,386.36 (2,105.61,2,707.67)	-0.51 (-0.53,-0.49)	26,836,194.42 (18,895,424.18,35,919,224.79)	670.91 (471.18,897.50)	-0.60 (-0.62,-0.58)
<b>Female</b>	128,205,064.53 (113,796,162.79,144,673,206.67)	3,094.13 (2,740.82,3,491.19)	-0.47 (-0.50,-0.44)	36,848,925.37 (49,452,893.97,260,737,711.78)	883.96 (625.06,1,186.88)	-0.63 (-0.67,-0.58)
<b>Social-demographic index</b>						
<b>Low</b>	20,443,588.19 (17,844,874.82,23,432,789.64)	2,585.27 (2,284.51,2,929.10)	-0.35 (-0.51,-0.19)	5,476,316.20 (3,848,252.56,7,290,440.37)	707.05 (499.26,942.61)	-0.24 (-0.28,-0.2)
<b>Low middle</b>	41,693,598.48 (36,537,110.83,47,459,209.93)	2,588.89 (2,283.28,2,934.81)	-0.54 (-0.6,-0.48)	10,876,183.31 (7,675,136.95,14,492,257.53)	676.70 (479.12,903.22)	-0.56 (-0.59,-0.53)
<b>Middle</b>	68,708,801.23 (60,597,771.10,78,382,297.97)	2,679.47 (2,374.12,3,031.34)	-0.62 (-0.76,-0.49)	18,452,124.68 (12,995,697.31,24,705,516.00)	714.13 (504.61,953.55)	-0.58 (-0.61,-0.54)
<b>Middle high</b>	49,520,031.10 (43,779,336.44,56,304,648.03)	2,824.31 (2,499.25,3,195.99)	-0.57 (-0.6,-0.54)	13,773,460.16 (9,743,929.83,18,598,942.66)	773.88 (546.26,1,038.23)	-0.62 (-0.64,-0.6)
<b>High</b>	39,367,190.11 (35,004,011.28,44,195,841.75)	3,126.59 (2,774.58,3,503.11)	-0.18 (-0.22,-0.14)	15,069,735.04 (10,794,608.44,20,202,296.35)	1,142.67 (809.85,1,522.54)	-0.38 (-0.4,-0.35)
<b>Region</b>						
<b>Andean Latin America</b>	1,593,430.93 (1,407,493.07,1,795,250.12)	2,583.88 (2,289.41,2,901.00)	-0.02 (-0.03,-0.01)	415,525.27 (293,398.05,559,273.71)	674.39 (476.34,909.81)	-0.01 (-0.02,-0.01)
<b>Australasia</b>	957,334.77 (837,148.58,1,087,057.57)	2,765.45 (2,415.95,3,140.47)	-0.17 (-0.19,-0.16)	353,808.08 (248,870.36,476,776.71)	988.29 (687.18,1,338.31)	-0.38 (-0.41,-0.35)
<b>Caribbean</b>	1,377,519.62 (1,221,658.58,1,551,816.50)	2,759.93 (2,448.95,3,108.12)	-0.05 (-0.06,-0.04)	364,602.29 (257,466.13,485,551.49)	727.52 (513.24,964.96)	-0.07 (-0.08,-0.05)
<b>Central Asia</b>	2,783,877.01 (2,448,611.69,3,189,566.38)	3,140.79 (2,787.30,3,554.79)	-0.04 (-0.05,-0.04)	731,962.00 (513,799.10,980,790.78)	827.78 (582.95,1,105.67)	-0.05 (-0.05,-0.04)
<b>Central Europe</b>	6,121,044.03 (5,439,841.26,6,937,723.99)	4,106.34 (3,639.70,4,642.89)	-0.08 (-0.09,-0.08)	1,709,097.20 (1,209,435.16,2,309,586.32)	1,127.05 (788.54,1,509.64)	-0.08 (-0.09,-0.08)
<b>Central Latin America</b>	7,296,778.91 (6,427,249.38,8,326,703.27)	2,875.79 (2,532.93,3,268.83)	-0.01 (-0.03,0.01)	1,953,805.09 (1,372,397.70,2,601,136.01)	768.59 (541.10,1,024.71)	0 (-0.01,0.01)
<b>Central Sub-Saharan Africa</b>	2,538,292.16 (2,218,783.93,2,910,412.11)	2,855.36 (2,529.77,3,237.10)	-0.03 (-0.04,-0.03)	644,392.43 (451,536.80,864,330.16)	745.68 (524.61,1,000.11)	-0.01 (-0.02,0)
<b>East Asia</b>	42,253,410.07 (37,200,343.97,48,204,474.44)	2,317.36 (2,050.70,2,613.84)	-1.11 (-1.18,-1.05)	10,885,998.92 (7,718,845.36,14,745,714.40)	589.12 (418.46,790.66)	-1.15 (-1.22,-1.09)
<b>Eastern Europe</b>	10,389,031.16 (9,229,521.50,11,763,807.13)	3,820.55 (3,396.85,4,291.73)	-0.07 (-0.08,-0.06)	2,847,346.83 (2,024,234.76,3,815,424.96)	1,032.12 (728.06,1,374.13)	-0.06 (-0.07,-0.05)



<b>Eastern Sub-Saharan Africa</b>	7,346,879.55 (6,406,398.61,8,430,098.48)	2,728.16 (2,416.55,3,102.99)	-0.04 (-0.05,-0.03)	1,869,808.89 (1,303,043.64,2,481,458.89)	714.16 (501.81,957.39)	-0.01 (-0.02,-0.01)
<b>High-income Asia Pacific</b>	7,545,398.58 (6,642,604.86,8,583,366.13)	3,003.66 (2,627.78,3,400.94)	-0.23 (-0.27,-0.19)	2,884,797.49 (2,038,411.41,3,897,904.77)	1,080.52 (751.05,1,464.88)	-0.43 (-0.47,-0.4)
<b>High-income North America</b>	14,965,167.11 (13,405,564.18,16,680,784.24)	3,434.08 (3,075.07,3,844.25)	-0.21 (-0.24,-0.18)	6,174,175.01 (4,449,895.54,8,124,406.08)	1,362.08 (975.68,1,800.16)	-0.42 (-0.45,-0.38)
<b>North Africa and Middle East</b>	18,336,869.67 (16,080,396.79,20,926,522.90)	3,215.92 (2,838.75,3,638.32)	-0.15 (-0.17,-0.14)	4,899,300.20 (3,404,484.74,6,533,346.73)	862.00 (605.50,1,153.26)	-0.21 (-0.22,-0.2)
<b>Oceania</b>	402,970.33 (353,605.18,459,664.46)	3,845.30 (3,419.28,4,347.77)	-0.00 (-0.01,0.00)	102,524.48 (72,075.27,136,527.18)	983.60 (695.20,1,303.95)	-0.01 (-0.01,0)
<b>South Asia</b>	38,927,433.40 (34,094,058.98,44,442,393.16)	2,362.13 (2,078.43,2,684.03)	-0.76 (-0.83,-0.68)	9,920,979.52 (7,027,196.41,13,254,436.64)	603.50 (427.05,809.79)	-0.85 (-0.91,-0.8)
<b>Southeast Asia</b>	23,716,206.03 (20,966,779.88,26,943,293.61)	3,478.79 (3,093.26,3,920.62)	-0.09 (-0.1,-0.08)	6,174,959.36 (4,329,885.70,8,252,199.45)	899.97 (634.65,1,203.07)	-0.05 (-0.07,-0.04)
<b>Southern Latin America</b>	1,759,703.81 (1,539,299.16,2,005,001.49)	2,391.11 (2,085.25,2,715.66)	0.00 (-0.01,0.01)	590,175.79 (411,523.38,800,737.91)	790.26 (550.09,1,072.98)	-0.04 (-0.05,-0.04)
<b>Southern Sub-Saharan Africa</b>	1,734,724.79 (1,522,546.08,1,981,795.28)	2,492.17 (2,207.79,2,828.35)	-0.17 (-0.19,-0.16)	442,883.44 (312,871.89,592,296.21)	638.79 (452.27,853.40)	-0.19 (-0.2,-0.19)
<b>Tropical Latin America</b>	7,835,429.94 (6,889,648.73,8,878,913.01)	3,237.41 (2,853.41,3,660.01)	0.01 (0,0.02)	2,098,383.48 (1,480,053.81,2,786,301.06)	860.28 (606.31,1,146.08)	0.04 (0.03,0.05)
<b>Western Europe</b>	16,164,047.29 (14,225,919.21,18,317,753.65)	2,934.84 (2,576.47,3,315.88)	-0.11 (-0.13,-0.09)	6,174,812.68 (4,342,038.80,8,320,107.53)	1,062.57 (745.59,1,441.69)	-0.22 (-0.24,-0.21)
<b>Western Sub-Saharan Africa</b>	9,410,091.67 (8,227,950.80,10,765,369.93)	2,982.60 (2,640.24,3,364.71)	0.00 (-0.01,0.01)	2,445,781.34 (1,718,562.04,3,281,522.65)	795.74 (560.39,1,065.44)	0.01 (0.01,0.02)

**Table S4.** The numbers (2019), ASRs per 100,000 (2019), and AAPCs (1990-2019) in incidence and DALY for NP in 21 GBD regions

Characteristic	Incident cases			DALYs		
	Numbers (95% UI)	ASIR (95% UI)	AAPC (95% UI)	Numbers (95% UI)	Age-standardized DALY rate (95% UI)	AAPC (95% UI)
<b>Global</b>	47,528,964.54 (37,448,843.73,59,936,489.71)	579.09 (457.90,729.64)	-0.02 (-0.02,-0.01)	22,081,323.13 (14,508,244.16,31,726,932.92)	265.30 (174.33,380.31)	-0.01 (-0.03,0.01)
<b>Sex</b>						
<b>Male</b>	15,237,682.37 (12,011,670.57,19,367,268.20)	523.59 (415.87, 657.86)	-0.03 (-0.04,-0.01)	9,536,750.69 (6,265,845.75,13,720,546.34)	235.00 (154.31,336.38)	-0.02 (-0.03,-0.00)
<b>Female</b>	26,327,987.52 (20,913,249.89,33,183,183.03)	634.64 (502.34,801.40)	-0.01 (-0.02,-0.00)	12,544,572.44 (8,297,692.59,18,040,631.86)	298.92 (197.32, 428.52)	-0.01 (-0.03,0.01)
<b>Social-demographic index</b>						
<b>Low</b>	2,673,921.91 (2,072,396.37,3,460,787.25)	331.03 (259.62,418.89)	-0.07 (-0.14,-0.01)	1,123,995.83 (730,695.29,1,633,087.65)	146.47 (96.13,210.95)	0.05 (0.04,0.05)
<b>Low middle</b>	7,363,102.37 (5,778,268.38,9,399,710.09)	446.24 (350.72,563.05)	-0.08 (-0.08,-0.07)	3,159,636.28 (2,076,832.85,4,557,814.73)	195.07 (128.53,278.78)	-0.03 (-0.04,-0.03)
<b>Middle</b>	17,199,444.25 (13,449,847.44,21,991,097.47)	647.26 (510.98,819.33)	-0.13 (-0.22,-0.04)	8,034,975.21 (5,281,974.46,11,640,397.01)	300.58 (197.29,430.77)	-0.06 (-0.08,-0.04)
<b>Middle high</b>	11,067,656.72 (8,681,592.00,14,018,384.96)	621.33 (491.51,785.85)	0.19 (0.16,0.22)	5,184,830.66 (3,406,380.85,7,458,828.65)	282.68 (184.03,405.96)	0.22 (0.2,0.25)
<b>High</b>	8,306,739.10 (6,704,070.37,10,153,045.17)	676.79 (541.87,837.14)	0.26 (0.2,0.33)	4,566,356.72 (3,100,503.04,6,494,263.03)	347.71 (234.89,495.02)	0.25 (0.16,0.34)
<b>Region</b>						
<b>Andean Latin America</b>	194,773.58 (151,509.11,248,119.56)	313.42 (244.25,397.34)	0.00 (0.00,0.00)	83,265.63 (55,078.22,119,749.24)	135.34 (89.56,194.56)	0.01 (0.01,0.01)
<b>Australasia</b>	85,899.58 (68,491.04,106,698.40)	241.27 (192.37,300.91)	-0.14 (-0.14,-0.14)	38,499.95 (25,054.75,55,361.54)	104.56 (68.63,149.93)	-0.15 (-0.16,-0.13)
<b>Caribbean</b>	157,113.15 (122,889.16,198,296.40)	313.51 (244.37,397.34)	0.00 (0.00,0.00)	68,044.07 (45,122.31,98,537.75)	134.67 (89.48,193.76)	-0.01 (-0.01,-0.00)
<b>Central Asia</b>	300,561.98 (233,910.28,385,242.37)	326.52 (256.10,412.58)	-0.00 (-0.00,-0.00)	128,309.54 (83,542.74,188,387.45)	141.13 (91.90,203.70)	-0.01 (-0.01,-0.00)
<b>Central Europe</b>	526,037.45 (417,177.86,657,314.95)	348.59 (272.57,440.76)	0.02 (0.02,0.02)	233,685.18 (152,893.22,336,638.74)	148.76 (98.07,214.87)	0.03 (0.03,0.03)
<b>Central Latin America</b>	881,972.84 (687,579.67,1,130,334.00)	345.82 (271.10,440.72)	-0.00 (-0.00,-0.00)	372,549.50 (246,830.73,539,733.62)	146.60 (97.34,211.78)	0.01 (0.00,0.01)
<b>Central Sub-Saharan Africa</b>	246,043.83 (187,967.55,318,436.78)	268.28 (209.08,340.47)	-0.00 (-0.01,-0.00)	98,039.68 (63,563.99,142,016.11)	113.43 (74.84,163.66)	0.02 (0.01,0.03)
<b>East Asia</b>	15,290,226.66 (11,998,038.67,19,669,322.36)	804.10 (638.38,1,020.47)	0.03 (0.03,0.04)	6,991,872.96 (4,541,439.30,10,043,872.72)	356.35 (233.22,513.21)	0.04 (0.04,0.05)
<b>Eastern Europe</b>	1,044,113.95 (818,597.50,1,310,466.47)	387.59 (302.54,487.69)	0.00 (-0.00,0.0)	452,371.21 (295,617.42,652,101.50)	162.79 (107.90,236.44)	0.02 (0.01,0.02)

<b>Eastern Sub-Saharan Africa</b>	822,238.03 (630,159.08,1,064,031.63)	289.19 (226.79,367.14)	0.01 (0.01,0.01)	325,921.65 (210,976.61,472,910.32)	121.86 (79.72,174.64)	0.03 (0.02,0.03)
<b>High-income Asia Pacific</b>	1,085,782.41 (858,963.95,1,353,799.88)	413.79 (326.47,525.14)	-0.09 (-0.09,-0.08)	524,073.31 (343,739.73,762,845.02)	187.76 (124.65,272.40)	-0.05 (-0.06,-0.03)
<b>High-income North America</b>	3,898,342.46 (3,147,792.29,4,722,527.88)	915.20 (736.57,1,122.21)	0.42 (0.17,0.68)	2,188,580.59 (1,489,072.06,3,091,220.52)	479.11 (322.96,677.58)	0.54 (0.28,0.81)
<b>North Africa and Middle East</b>	3,842,558.19 (2,969,837.34,5,062,070.03)	649.20 (509.23,829.21)	-0.01 (-0.02,0.00)	1,729,128.39 (1,136,538.24,2,521,211.89)	302.98 (201.54,438.79)	-0.01 (-0.02,0.01)
<b>Oceania</b>	74,588.48 (58,068.25,96,779.09)	675.69 (534.88,854.74)	0.00 (0.00,0.00)	33,057.74 (21,424.45,47,333.53)	315.99 (206.04,451.38)	-0.01 (-0.01,-0.00)
<b>South Asia</b>	6,597,845.82 (5,150,566.80,8,422,425.54)	384.98 (300.36,484.57)	0.01 (0.00,0.01)	2,695,092.36 (1,783,438.42,3,919,417.41)	159.65 (106.13,231.23)	0.03 (0.02,0.03)
<b>Southeast Asia</b>	6,412,627.16 (4,999,352.13,8,221,511.06)	897.30 (709.29,1,133.99)	0.02 (0.02,0.02)	2,951,469.27 (1,944,453.78,4,240,975.22)	416.13 (273.74,596.53)	0.03 (0.03,0.03)
<b>Southern Latin America</b>	294,219.85 (230,877.84,369,571.33)	396.75 (310.30,501.31)	-0.00 (-0.00,-0.00)	144,984.61 (95,211.10,207,223.22)	192.09 (126.84,274.22)	-0.00 (-0.01,0.00)
<b>Southern Sub-Saharan Africa</b>	226,778.70 (175,057.02,292,595.77)	310.04 (244.92,392.42)	0.01 (0.01,0.01)	92,207.86 (60,668.53,133,909.99)	128.81 (84.61,183.47)	-0.01 (-0.02,-0.01)
<b>Tropical Latin America</b>	1,250,558.41 (977,681.16,1,603,774.70)	500.36 (392.45,637.52)	0.02 (0.02,0.03)	553,219.44 (363,652.26,807,726.87)	220.23 (144.35,320.39)	0.04 (0.01,0.07)
<b>Western Europe</b>	3,318,754.52 (2,625,108.38,4,106,299.86)	639.05 (505.78,803.75)	0.02 (-0.07,0.11)	1,985,044.77 (1,322,068.34,2,849,095.51)	353.29 (234.75,509.93)	-0.02 (-0.08,0.04)
<b>Western Sub-Saharan Africa</b>	977,927.48 (747,069.10,1,261,457.29)	310.23 (242.34,392.01)	0.07 (0.06,0.08)	391,905.42 (252,048.34,564,171.85)	131.86 (86.83,189.14)	0.09 (0.09,0.10)

**Table S5.** The numbers (2019), ASRs per 100,000 (2019), and AAPCs (1990-2019) in incidence and DALY for gout in 21 GBD regions

Characteristic	Incident cases			DALYs		
	Numbers (95% UI)	ASIR (95% UI)	AAPC (95% CI)	Numbers (95% UI)	Age-standardized DALY rate (95% UI)	AAPC (95% CI)
<b>Global</b>	9,222,886.78 (7,419,132.06,11,521,165.01)	111.33 (90.01,139.20)	0.58 (0.51,0.66)	1,673,973.37 (1,068,061.11,2,393,469.24)	20.23(12.91,28.88)	0.71(0.61,0.8)
<b>Sex</b>						
<b>Male</b>	6,884,144.09(5,505,947.81,8,637,715.83)	172.37(139.19,215.31)	0.55(0.48,0.63)	1,271,609.15(803,986.97,1,820,725.15)	32.07(20.37,45.73)	0.70(0.60,0.79)
<b>Female</b>	2,338,742.69(1,882,322.97,2,927,045.63)	54.22(43.64,67.71)	0.62(0.53,0.70)	402,364.23(256,354.38,577,997.41)	9.29(5.92,13.33)	0.66(0.63,0.70)
<b>Social-demographic index</b>						
<b>Low</b>	475,261.87(378,535.41,593,717.73)	77.52(62.28,97.72)	-0.06 (-0.13,0.01)	77,514.35(48,489.37,112,229.27)	13.11(8.27,19.07)	0.17(0.16,0.18)
<b>Low middle</b>	1,253,774.00(1,000,302.59,1,577,607.81)	84.64(67.99,106.57)	0.24(0.22,0.25)	198,787.64(123,995.95,285,702.94)	13.59(8.61,19.60)	0.31(0.29,0.34)
<b>Middle</b>	2,737,497.71(2,179,744.47,3,451,960.49)	104.78(84.25,131.76)	0.36(0.16,0.56)	488,456.35(305,700.49,706,777.22)	18.70(11.89,26.99)	0.58(0.52,0.64)
<b>Middle high</b>	2,221,415.26(1,772,776.95,2,816,424.44)	113.64(90.80,142.13)	0.77(0.73,0.82)	388,308.52(241,619.14,558,975.48)	19.61(12.31,28.20)	0.85(0.8,0.9)
<b>High</b>	2,217,279.99(1,801,671.67,2,725,359.75)	144.21(118.28,175.79)	0.99(0.96,1.02)	520,271.64(337,506.43,735,010.57)	32.05(20.59,44.73)	1.32(1.25,1.39)
<b>Region</b>						
<b>Andean Latin America</b>	33,280.50(26,525.10,41,170.82)	56.12(44.82,69.38)	0.74(0.72,0.77)	5,467.05(3,383.55,7,885.85)	9.28(5.76,13.48)	0.80(0.75,0.85)
<b>Australasia</b>	79,343.17(63,678.26,99,429.33)	186.58(150.74,233.20)	0.77(0.68,0.85)	19,660.30(12,557.85,28,111.19)	43.53(28.01,62.25)	1.10(1.07,1.13)
<b>Caribbean</b>	24,645.89(19,826.71,30,452.44)	48.29(38.89,59.42)	0.54(0.53,0.55)	4,007.91(2,509.36,5,760.97)	7.82(4.92,11.27)	0.54(0.52,0.56)
<b>Central Asia</b>	66,579.01(52,454.70,83,484.55)	79.91(63.68,100.08)	0.38(0.36,0.39)	10,641.90(6,721.84,15,591.51)	13.00(8.22,18.87)	0.41(0.38,0.45)
<b>Central Europe</b>	118,648.79(94,773.54,151,088.48)	64.37(51.34,81.06)	0.41(0.40,0.42)	19,057.67(12,005.33,27,776.64)	10.13(6.44,14.70)	0.45(0.42,0.47)
<b>Central Latin America</b>	88,882.07(70,004.90,111,009.35)	35.75(28.36,44.60)	0.48(0.44,0.52)	14,593.70(9,226.40,20,928.15)	5.88(3.73,8.46)	0.47(0.42,0.52)
<b>Central Sub-Saharan Africa</b>	59,651.07(47,074.32,74,579.82)	90.08(71.49,114.49)	0.07(0.06,0.08)	8,962.30(5,634.47,12,947.39)	14.22(8.95,20.72)	0.08(0.06,0.1)
<b>East Asia</b>	3,153,168.56(2,509,139.76,4,008,345.54)	153.20(123.14,191.49)	0.81(0.71,0.91)	530,704.85(327,808.33,765,617.86)	25.47(16.05,36.58)	0.9(0.81,0.99)
<b>Eastern Europe</b>	263,542.84(208,957.45,336,557.46)	83.83(67.11,105.72)	0.43(0.41,0.45)	42,049.01(26,393.15,61,310.60)	13.15(8.29,19.07)	0.48(0.46,0.51)
<b>Eastern Sub-Saharan Africa</b>	189,343.74(150,163.34,236,086.81)	94.51(75.77,119.79)	0.19(0.17,0.21)	28,605.26(18,087.69,41,432.93)	14.99(9.51,21.86)	0.22(0.2,0.23)
<b>High-income Asia Pacific</b>	402,477.99(321,234.89,508,454.41)	119.13(94.62,149.57)	0.24(0.2,0.27)	81,033.29(50,841.55,117,445.00)	22.58(14.20,32.52)	0.36(0.34,0.38)
<b>High-income North America</b>	1,111,379.37(916,929.70,1,344,332.15)	214.23(178.39,256.60)	1.55(1.38,1.71)	285,583.90(187,216.88,395,014.92)	52.26(34.42,72.27)	2.03(1.94,2.13)
<b>North Africa and Middle East</b>	490,264.32(389,867.83,606,813.40)	97.70(78.46,123.21)	0.36(0.34,0.39)	77,514.36(48,807.97,111,729.90)	15.83(9.96,22.75)	0.38(0.36,0.4)
<b>Oceania</b>	12,143.89(9,535.68,15,158.31)	139.36(111.95,173.68)	0.25(0.23,0.27)	1,884.73(1,170.05,2,709.28)	22.51(14.19,32.43)	0.25(0.22,0.29)
<b>South Asia</b>	1,183,315.70(944,271.93,1,491,888.72)	77.94(62.52,98.21)	0.2(0.17,0.23)	180,045.54(113,780.99,261,292.49)	12.03(7.62,17.37)	0.23(0.2,0.25)
<b>Southeast Asia</b>	831,398.07(659,788.74,1,041,227.64)	124.02(99.65,155.79)	0.51(0.5,0.52)	133,986.29(84,560.29,193,323.97)	20.16(12.70,29.13)	0.56(0.54,0.58)
<b>Southern Latin America</b>	105,042.64(83,794.55,131,906.97)	133.45(106.66,166.46)	0.52(0.49,0.54)	22,861.28(14,243.83,32,993.96)	28.53(17.85,41.18)	0.70(0.67,0.73)
<b>Southern Sub-Saharan Africa</b>	70,339.22(56,010.49,88,718.66)	111.31(88.84,141.07)	0.2(0.17,0.23)	10,848.72(6,754.92,15,565.84)	17.60(11.07,25.46)	0.18(0.16,0.21)
<b>Tropical Latin America</b>	124,283.01(99,345.58,154,240.86)	50.28(40.36,62.45)	0.66(0.65,0.68)	20,016.57(12,717.44,28,846.77)	8.07(5.12,11.53)	0.68(0.66,0.71)
<b>Western Europe</b>	612,860.76(484,247.04,773,724.43)	85.86(68.38,107.94)	0.24(0.19,0.29)	145,463.18(92,307.49,212,130.50)	18.90(11.89,27.49)	0.44(0.4,0.49)
<b>Western Sub-Saharan Africa</b>	202,296.15(160,151.18,251,195.77)	87.29(69.87,109.95)	-0.1(-0.13,-0.07)	30,985.58(19,518.62,44,580.00)	13.96(8.80,20.21)	-0.07(-0.11,-0.04)

**Table S6.** The numbers (2019), ASRs per 100,000 (2019), and AAPCs (1990-2019) in incidence, death and DALY for MSK disorders in 21 GBD regions

Characteristic Regions	Incident cases			Deaths			DALYs		
	Numbers (95% UI)	ASIR (95% UI)	AAPC (95% CI)	Numbers (95% UI)	ASDR (95% UI)	AAPC (95% CI)	Numbers (95% UI)	Age-standardized DALY rate (95% UI)	AAPC (95% CI)
<b>Andean Latin America</b>	2,124,831.77 (1,929,116.59,2,334,736.34)	3,462.67 (3,150.12,3,793.50)	0.05 (0.04,0.05)	755.85 (538.55,920.13)	1.35 (0.97,1.64)	0.34 (0.02,0.66)	989,876.13 (711,814.81,1,311,442.11)	1,625.98 (1,166.78,2,152.01)	0.25 (0.23,0.27)
<b>Australasia</b>	1,389,819.50 (1,271,341.91,1,524,169.69)	3,863.70 (3,506.94,4,243.55)	-0.05 (-0.06,-0.04)	1,111.16 (740.49,1,457.67)	2.08 (1.42,2.78)	-0.39 (-0.54,-0.24)	804,649.21 (576,926.68,1,080,389.62)	2,106.26 (1,511.47,2,814.37)	0.04 (0.01,0.07)
<b>Caribbean</b>	1,807,955.85 (1,645,866.24,1,985,505.06)	3,602.07 (3,273.90,3,955.29)	0.00 (0.00,0.00)	923.88 (691.62,1,168.18)	1.81 (1.36,2.27)	0.33 (0.06,0.59)	772,013.29 (556,179.86,1,023,220.93)	1,527.73 (1,102.38,2,011.44)	0.18 (0.15,0.2)
<b>Central Asia</b>	3,536,603.51 (3,190,284.98,3,928,397.50)	3,980.91 (3,605.17,4,404.34)	-0.01 (-0.01,-0.01)	537.48 (366.86,651.35)	0.76 (0.48,0.89)	1.3 (0.77,1.83)	1,199,329.20 (851,071.72,1,598,322.54)	1,374.86 (970.61,1,830.58)	0.11 (0.1,0.12)
<b>Central Europe</b>	7,521,786.59 (6,825,661.83,8,362,081.70)	4,943.04 (4,454.37,5,503.99)	-0.04 (-0.05,-0.04)	1,574.88 (1,132.81,2,086.10)	0.78 (0.57,1.04)	-0.65 (-0.76,-0.54)	2,503,816.51 (1,790,051.70,3,355,018.47)	1,582.41 (1,132.12,2,106.53)	0.06 (0.04,0.07)
<b>Central Latin America</b>	9,640,825.97 (8,725,809.17,10,711,007.32)	3,803.04 (3,448.11,4,215.71)	0.04 (0.03,0.04)	5,844.46 (4,026.12,8,074.91)	2.44 (1.68,3.37)	-0.05 (-0.13,0.03)	4,959,147.36 (3,584,204.26,6,527,512.29)	1,965.55 (1,420.99,2,589.11)	0.19 (0.16,0.22)
<b>Central Sub-Saharan Africa</b>	3,159,810.14 (2,825,437.47,3,526,491.36)	3,655.93 (3,308.55,4,047.56)	-0.01 (-0.02,-0.01)	818.75 (519.04,1,065.27)	1.46 (0.95,1.86)	-0.07 (-0.18,0.05)	1,105,387.61 (779,915.94,1,466,511.31)	1,356.64 (966.16,1,811.92)	0.06 (0.05,0.07)
<b>East Asia</b>	71,951,527.64 (65,200,896.43,79,027,714.61)	3,795.47 (3,457.87,4,147.66)	-0.66 (-0.69,-0.62)	21,098.66 (16,371.21,24,719.59)	1.20 (0.93,1.40)	0.5 (0.03,0.97)	31,141,203.48 (22,297,152.19,41,442,115.78)	1,594.73 (1,146.92,2,125.13)	-0.23 (-0.32,-0.13)
<b>Eastern Europe</b>	13,516,875.97 (12,280,678.65,14,945,565.29)	4,889.81 (4,441.15,5,383.92)	-0.03 (-0.04,-0.03)	2,532.93 (1,506.90,3,150.90)	0.80 (0.49,1.00)	0.65 (-0.06,1.36)	4,718,459.14 (3,322,329.76,6,404,083.84)	1,638.58 (1,157.70,2,216.32)	0.07 (0.04,0.1)
<b>Eastern Sub-Saharan Africa</b>	9,326,932.43 (8,349,744.82,10,381,406.63)	3,565.53 (3,235.83,3,944.93)	-0.00 (-0.01,0.00)	1,704.89 (1,034.08,2,532.31)	1.12 (0.60,1.68)	0.02 (-0.07,0.11)	3,211,695.65 (2,288,969.54,4,272,577.68)	1,295.62 (918.67,1,729.50)	0.16 (0.15,0.17)
<b>High-income Asia Pacific</b>	11,159,720.40 (10,200,857.94,12,252,574.24)	4,226.22 (3,843.57,4,641.09)	-0.14 (-0.15,-0.13)	5,138.84 (3,190.73,6,074.94)	1.08 (0.77,1.30)	-1.51 (-1.65,-1.36)	6,593,847.93 (4,684,461.62,8,826,823.36)	2,305.85 (1,648.65,3,067.08)	-0.04 (-0.08,0)
<b>High-income North America</b>	23,831,134.59 (22,032,170.91,25,813,227.31)	5,321.53 (4,902.93,5,808.64)	0.00 (-0.06,0.06)	12,028.50 (8,885.68,18,060.80)	1.96 (1.47,2.98)	-0.06 (-0.27,0.15)	15,257,313.27 (11,088,861.01,19,974,284.57)	3,260.82 (2,374.13,4,262.54)	0.21 (0.17,0.25)
<b>North Africa and Middle East</b>	24,998,455.01 (22,460,065.51,27,878,872.96)	4,399.09 (3,988.07,4,855.03)	-0.08 (-0.08,-0.07)	3,596.97 (2,689.38,4,284.91)	0.83 (0.60,0.97)	0.59 (0.46,0.72)	9,959,908.88 (7,136,729.29,13,201,312.86)	1,781.99 (1,278.47,2,366.16)	0.16 (0.15,0.18)
<b>Oceania</b>	527,624.06 (472,620.79,589,515.65)	5,060.50 (4,585.20,5,584.34)	0.02 (0.02,0.03)	60.98 (39.86,79.10)	0.70 (0.47,0.89)	0.69 (0.6,0.79)	184,152.98 (132,601.89,244,102.33)	1,799.22 (1,303.28,2,376.50)	0.09 (0.08,0.09)
<b>South Asia</b>	53,661,124.34 (48,453,940.52,59,344,311.93)	3,265.04 (2,960.31,3,599.55)	-0.53 (-0.58,-0.48)	31,047.48 (23,965.51,36,797.08)	2.72 (2.12,3.24)	0.42 (-0.18,1.04)	28,464,103.81 (20,627,280.15,36,929,545.54)	1,730.66 (1,261.71,2,241.70)	0.04 (0.01,0.06)



<b>Southeast Asia</b>	33,376,132.26 (30,086,201.57,37,046,519.57)	4,841.91 (4,384.08,5,344.67)	-0.03 (-0.04,-0.02)	5,881.22 (4,123.25,7,573.06)	0.96 (0.69,1.22)	1.31 (1.22,1.4)	13,506,405.09 (9,708,791.89,17,979,002.65)	1,948.77 (1,402.95,2,588.72)	0.17 (0.15,0.19)
<b>Southern Latin America</b>	2,649,861.65 (2,413,391.32,2,907,287.24)	3,553.59 (3,229.15,3,893.14)	0.07 (0.06,0.07)	1,166.09 (777.29,1,651.27)	1.44 (0.95,2.01)	-1.50 (-1.81,-1.19)	1,697,024.02 (1,219,721.11,2,252,494.55)	2,234.83 (1,612.87,2,961.34)	0.17 (0.14,0.19)
<b>Southern Sub-Saharan Africa</b>	2,379,441.44 (2,160,900.77,2,629,160.03)	3,437.99 (3,138.20,3,791.12)	-0.09 (-0.1,-0.08)	1,088.44 (931.53,1,357.51)	1.97 (1.67,2.45)	-0.1 (-0.47,0.28)	970,279.71 (709,410.11,1,279,001.92)	1,422.06 (1,030.65,1,875.26)	0.04 (0.02,0.07)
<b>Tropical Latin America</b>	10,469,670.63 (9,444,863.44,11,568,759.92)	4,283.23 (3,867.76,4,731.62)	0.05 (0.04,0.05)	3,545.56 (2,406.42,4,963.31)	1.49 (1.02,2.10)	0.35 (0.26,0.43)	4,931,275.17 (3,572,557.17,6,483,034.68)	1,993.24 (1,445.64,2,622.64)	-0.02 (-0.04,0)
<b>Western Europe</b>	23,973,824.31 (21,867,476.90,26,285,571.19)	4,231.51 (3,844.50,4,639.40)	-0.04 (-0.06,-0.02)	15,291.65 (9,721.19,19,538.63)	1.47 (0.99,1.92)	-0.85 (-1,-0.7)	12,955,640.03 (9,297,130.38,17,201,764.39)	2,129.45 (1,533.56,2,814.77)	-0.03 (-0.04,-0.02)
<b>Western Sub-Saharan Africa</b>	11,745,466.56 (10,516,897.86,13,040,169.60)	3,849.31 (3,494.09,4,244.17)	0.03 (0.02,0.04)	1,794.29 (1,154.39,2,386.12)	0.82 (0.55,1.04)	1.15 (1.04,1.25)	4,149,801.43 (2,976,319.63,5,494,791.53)	1,435.57 (1,022.98,1,907.48)	0.19 (0.19,0.2)

ASIR: age-standardized incidence rate; ASDR: age-standardized death rate; AAPC: average annual percentage change; SDI: social demographic index; CI: confidence interval; UI: uncertainty interval;



**Table S7.** The numbers (2019), ASRs per 100,000 (2019), and AAPCs (1990-2019) in incidence, death and DALY for MSK disorders in 204 countries.

Characteristic	Incident cases			Deaths			DALYs		
	Numbers (95% UI)	ASIR (95% UI)	AAPC (95% CI)	Numbers (95% UI)	ASDR (95% UI)	AAPC (95% CI)	Numbers (95% UI)	Age-standardized DALY rate (95% UI)	AAPC (95% CI)
<b>Afghanistan</b>	1,015,272.00 (904,031.95,1,144,326.51)	4,190.33 (3,784.93,4,633.00)	0.04 (0.03,0.04)	168.63 (111.06,248.42)	1.00 (0.67,1.48)	1.14 (1.08,1.2)	109,587.59 (76,180.57,147,101.74)	1,408.71 (980.40,1,898.99)	0.10 (0.09,0.11)
<b>Albania</b>	163,299.22 (147,417.25,181,653.58)	4,887.89 (4,420.49,5,428.63)	-0.02 (-0.03,-0.02)	34.56 (16.56,49.21)	0.87 (0.42,1.23)	1.81 (1.09,2.53)	41,087.60 (28,776.09,54,794.75)	1,567.09 (1,106.77,2,088.30)	0.11 (0.11,0.12)
<b>Algeria</b>	1,721,265.05 (1,544,648.36,1,916,682.41)	4,213.01 (3,800.69,4,670.39)	-0.01 (-0.01,0)	237.93 (155.60,305.31)	0.74 (0.47,0.93)	1.00 (0.91,1.09)	270,867.66 (194,237.59,360,057.24)	1,747.65 (1,259.36,2,322.13)	0.26 (0.26,0.27)
<b>American Samoa</b>	2,710.03 (2,447.18,2,989.94)	5,146.29 (4,676.70,5,668.86)	0.03 (0.02,0.03)	0.69 (0.53,0.88)	1.47 (1.14,1.87)	1.45 (0.96,1.94)	632.00 (454.52,834.68)	1,918.25 (1,395.95,2,535.77)	0.13 (0.12,0.15)
<b>Andorra</b>	4,564.62 (4,138.75,5,031.92)	4,116.23 (3,735.39,4,515.26)	0.03 (0.01,0.05)	0.72 (0.49,0.95)	0.50 (0.35,0.67)	0.25 (0.13,0.37)	1,291.79 (917.70,1,726.76)	2,151.75 (1,521.77,2,879.86)	0.04 (0.02,0.06)
<b>Angola</b>	693,737.41 (619,689.44,775,264.35)	3,673.21 (3,311.61,4,078.95)	0.01 (0.01,0.01)	166.34 (109.74,222.87)	1.41 (0.97,1.85)	-0.01 (-0.16,0.13)	75,497.52 (53,544.42,100,344.71)	1,328.28 (921.00,1,789.45)	0.18 (0.17,0.19)
<b>Antigua and Barbuda</b>	3,656.57 (3,319.49,4,048.67)	3,567.18 (3,229.68,3,939.27)	0.00 (0.00,0.01)	1.98 (1.29,2.82)	2.22 (1.42,3.11)	0.56 (0.1,1.02)	816.50 (591.33,1,077.62)	1,569.12 (1,133.18,2,063.36)	0.16 (0.15,0.18)
<b>Argentina</b>	1,742,646.84 (1,585,621.59,1,912,812.53)	3,548.62 (3,222.32,3,885.42)	0.06 (0.05,0.07)	691.59 (467.27,1,010.31)	1.32 (0.88,1.89)	-1.87 (-2.24,-1.51)	669,453.32 (480,393.35,895,744.65)	2,224.31 (1,603.72,2,948.24)	0.22 (0.18,0.26)
<b>Armenia</b>	151,653.80 (137,026.42,168,257.51)	4,178.48 (3,775.94,4,622.37)	0.01 (0.01,0.01)	16.55 (6.08,23.17)	0.42 (0.16,0.59)	3.9 (3.24,4.56)	40,635.98 (28,584.71,54,408.75)	1,424.55 (1,013.37,1,902.31)	0.25 (0.24,0.25)
<b>Australia</b>	1,160,571.85 (1,061,122.56,1,272,249.40)	3,822.21 (3,470.37,4,196.80)	-0.04 (-0.06,-0.02)	920.58 (597.84,1,186.11)	2.03 (1.36,2.68)	-0.43 (-0.65,-0.22)	399,959.77 (289,250.14,527,922.64)	2,169.18 (1,559.88,2,889.33)	0.05 (0.02,0.09)
<b>Austria</b>	452,323.09 (413,031.04,496,147.18)	3,850.55 (3,491.79,4,211.15)	-0.07 (-0.09,-0.05)	210.49 (163.99,367.46)	1.09 (0.87,1.84)	-1.37 (-1.77,-0.98)	192,880.70 (137,191.59,257,042.31)	1,971.48 (1,413.43,2,650.16)	-0.05 (-0.07,-0.02)
<b>Azerbaijan</b>	437,722.38 (393,717.49,488,811.41)	4,005.55 (3,623.21,4,438.25)	0.03 (0.03,0.04)	17.15 (10.94,21.52)	0.21 (0.13,0.27)	2.73 (2.46,2.99)	78,112.39 (55,288.99,104,007.91)	1,362.81 (954.69,1,829.71)	0.11 (0.1,0.12)
<b>Bahamas</b>	14,990.08 (13,493.78,16,611.63)	3,580.03 (3,238.31,3,958.62)	-0.02 (-0.03,-0.02)	12.58 (8.44,19.41)	3.38 (2.26,5.15)	-0.31 (-0.58,-0.03)	3,381.69 (2,476.11,4,398.87)	1,652.75 (1,209.12,2,154.94)	0.09 (0.07,0.12)
<b>Bahrain</b>	71,869.75 (63,347.17,81,057.16)	4,212.38 (3,800.25,4,647.03)	0.00 (0.00,0.01)	14.41 (9.15,18.43)	1.43 (1.02,1.76)	1.7 (1.09,2.32)	6,323.06 (4,516.27,8,408.09)	1,779.15 (1,293.03,2,342.43)	0.27 (0.25,0.29)
<b>Bangladesh</b>	5,510,214.19 (4,956,837.84,6,104,956.70)	3,672.59 (3,314.50,4,058.91)	-0.14 (-0.15,-0.13)	2,059.29 (1,456.68,2,942.46)	1.88 (1.34,2.67)	-0.19 (-0.94,0.56)	1,265,368.32 (906,654.83,1,641,252.82)	1,977.54 (1,437.66,2,592.98)	0.22 (0.21,0.24)
<b>Barbados</b>	13,932.20	3,606.59	0.01	15.92	3.70	-0.06	4,226.21	1,663.79	0.12

	(12,639.54,15,461.84)	(3,269.46,3,998.34)	(0,0.01)	(10.93,23.74)	(2.55,5.51)	(-0.4,0.29)	(3,102.75,5,535.81)	(1,216.93,2,165.19)	(0.09,0.14)
<b>Belarus</b>	571,278.57 (517,877.18,635,437.53)	4,551.79 (4,110.61,5,047.64)	0.00 (0.00,0.01)	36.51 (16.37,52.24)	0.24 (0.11,0.34)	2.4 (2.15,2.65)	170,257.29 (120,057.43,230,433.27)	1,482.18 (1,045.50,1,991.87)	0.14 (0.13,0.15)
<b>Belgium</b>	584,047.55 (533,190.79,640,311.13)	4,021.56 (3,646.48,4,422.49)	0.01 (-0.01,0.03)	362.32 (220.83,442.24)	1.37 (0.88,1.72)	-0.47 (-0.75,-0.2)	252,201.78 (180,692.87,338,387.19)	2,042.19 (1,461.10,2,728.92)	0.01 (0,0.03)
<b>Belize</b>	13,348.83 (12,015.83,14,879.53)	3,634.46 (3,296.84,4,014.09)	0.03 (0.03,0.04)	6.44 (4.47,9.79)	2.01 (1.39,3.04)	0.84 (0.49,1.19)	1,782.99 (1,284.21,2,339.10)	1,559.92 (1,126.33,2,069.97)	0.23 (0.21,0.26)
<b>Benin</b>	296,817.89 (264,722.54,330,839.45)	3,698.11 (3,366.82,4,083.22)	0.03 (0.03,0.04)	48.31 (30.88,66.19)	0.82 (0.54,1.08)	0.86 (0.73,0.99)	35,401.53 (25,393.47,47,010.10)	1,353.05 (965.48,1,806.76)	0.23 (0.22,0.23)
<b>Bermuda</b>	3,314.19 (3,007.95,3,677.93)	3,643.32 (3,306.41,4,032.25)	-0.02 (-0.02,-0.02)	2.19 (1.32,3.00)	1.73 (1.10,2.43)	-1.11 (-1.28,-0.94)	1,035.20 (745.47,1,369.67)	1,626.77 (1,169.10,2,137.58)	0.13 (0.12,0.14)
<b>Bhutan</b>	25,755.00 (23,196.90,28,559.66)	3,708.47 (3,366.54,4,092.53)	-0.00 (-0.01,0.00)	11.59 (7.63,17.50)	2.49 (1.67,3.75)	0.91 (0.86,0.96)	6,294.92 (4,513.15,8,274.23)	1,830.46 (1,331.73,2,384.11)	0.36 (0.35,0.37)
<b>Bolivia (Plurinational State of)</b>	374,995.65 (336,899.39,416,598.81)	3,535.64 (3,195.57,3,905.41)	0.01 (0.00,0.01)	156.97 (108.21,206.16)	1.99 (1.41,2.54)	0.68 (0.6,0.76)	66,574.76 (48,010.19,87,106.84)	1,631.12 (1,176.59,2,149.92)	0.25 (0.24,0.26)
<b>Bosnia and Herzegovina</b>	203,020.79 (183,311.56,226,062.87)	4,588.92 (4,135.46,5,102.29)	0.05 (0.04,0.06)	43.02 (26.63,56.08)	0.82 (0.50,1.06)	0.43 (-0.23,1.1)	62,806.78 (44,514.25,83,690.76)	1,432.70 (1,019.69,1,903.00)	0.17 (0.15,0.18)
<b>Botswana</b>	67,155.57 (60,555.99,74,844.16)	3,422.99 (3,111.81,3,781.74)	0.02 (0.00,0.03)	27.72 (16.97,39.65)	2.00 (1.20,2.79)	0.67 (0.47,0.87)	10,522.56 (7,645.90,13,974.55)	1,411.84 (1,025.45,1,870.03)	0.2 (0.19,0.22)
<b>Brazil</b>	10,209,414.08 (9,212,295.34,11,283,391.37)	4,292.31 (3,875.58,4,742.59)	0.05 (0.04,0.05)	3,405.68 (2,329.95,4,854.44)	1.47 (1.01,2.11)	0.24 (0.14,0.34)	2,407,573.45 (1,750,650.28,3,122,040.71)	1,995.42 (1,446.24,2,624.39)	-0.02 (-0.05,0)
<b>Brunei Darussalam</b>	17,295.37 (15,519.39,19,233.64)	3,844.88 (3,481.06,4,211.42)	0.06 (0.05,0.07)	5.43 (4.47,6.97)	2.68 (1.85,3.20)	0.1 (-0.17,0.37)	3,773.88 (2,698.47,5,022.56)	2,175.90 (1,566.45,2,894.64)	0.25 (0.23,0.27)
<b>Bulgaria</b>	468,443.07 (423,550.44,521,637.89)	4,879.30 (4,419.07,5,465.12)	-0.02 (-0.03,-0.01)	53.08 (32.14,71.07)	0.41 (0.25,0.56)	1.38 (0.71,2.05)	160,721.60 (114,139.95,215,297.29)	1,544.31 (1,095.86,2,060.92)	0.09 (0.08,0.09)
<b>Burkina Faso</b>	533,726.76 (478,035.76,595,168.68)	3,651.49 (3,302.27,4,025.17)	0.07 (0.06,0.07)	81.65 (51.80,108.87)	0.78 (0.50,1.01)	0.78 (0.65,0.91)	74,000.94 (53,163.29,97,822.78)	1,365.28 (978.15,1,830.98)	0.2 (0.2,0.21)
<b>Burundi</b>	263,223.88 (236,106.34,292,772.50)	3,554.80 (3,223.06,3,930.92)	0.05 (0.04,0.06)	44.12 (26.69,69.76)	1.03 (0.55,1.64)	-0.42 (-0.71,-0.13)	39,707.76 (28,604.04,52,614.38)	1,141.53 (807.17,1,542.26)	-0.25 (-0.27,-0.24)
<b>Cabo Verde</b>	18,598.94 (16,719.88,20,658.04)	3,617.09 (3,266.45,4,002.58)	0.02 (0.02,0.03)	3.17 (2.29,3.93)	0.74 (0.53,0.93)	1.59 (1.41,1.78)	3,189.66 (2,251.98,4,267.40)	1,391.40 (1,001.48,1,850.27)	0.17 (0.16,0.18)
<b>Cambodia</b>	714,929.47 (644,952.30,793,502.32)	4,810.18 (4,355.00,5,316.90)	-0.14 (-0.14,-0.13)	104.73 (70.68,131.04)	0.82 (0.57,1.02)	1.1 (1.05,1.14)	116,584.85 (82,880.67,157,207.33)	1,847.24 (1,323.05,2,458.64)	0.1 (0.1,0.11)
<b>Cameroon</b>	752,905.80 (672,475.67,838,360.81)	3,804.37 (3,441.61,4,205.42)	-0.00 (-0.01,0.01)	157.20 (91.46,236.32)	1.07 (0.67,1.50)	1.12 (1.04,1.2)	86,890.20 (62,314.48,114,798.27)	1,436.08 (1,030.63,1,920.37)	0.19 (0.19,0.2)
<b>Canada</b>	1,884,245.91	3,996.21	0.25	1,176.32	1.67	-0.06	758,443.27	2,648.35	0.26

	(1,714,759.64,2,071,020.14)	(3,623.69,4,385.92)	(0.14,0.36)	(645.26,1,435.64)	(0.96,2.00)	(-0.27,0.15)	(550,555.07,992,467.22)	(1,914.73,3,458.20)	(0.23,0.28)
<b>Central African Republic</b>	130,318.93 (116,127.20,146,603.93)	3,674.99 (3,323.57,4,074.68)	0.00 (-0.00,0.01)	35.57 (24.06,47.78)	1.52 (1.04,2.02)	-0.31 (-0.46,-0.16)	22,638.52 (16,376.57,29,881.12)	1,328.23 (951.36,1,776.97)	-0.03 (-0.05,-0.01)
<b>Chad</b>	362,310.73 (322,905.82,405,146.62)	3,790.12 (3,444.14,4,190.97)	0.01 (-0.00,0.02)	49.04 (31.03,65.09)	0.72 (0.47,0.95)	0.91 (0.76,1.05)	47,677.57 (33,764.72,63,671.61)	1,336.78 (938.75,1,794.16)	0.09 (0.08,0.1)
<b>Chile</b>	760,526.92 (693,027.55,838,129.75)	3,556.06 (3,228.98,3,909.71)	0.07 (0.06,0.08)	416.90 (253.78,533.80)	1.80 (1.10,2.32)	0.21 (0.03,0.39)	269,176.32 (192,839.60,356,015.08)	2,262.15 (1,633.10,2,989.70)	-0.02 (-0.05,0.01)
<b>China</b>	68,991,473.33 (62,484,630.29,75,824,082.38)	3,764.99 (3,430.49,4,114.81)	-0.68 (-0.72,-0.63)	20,141.07 (15,648.86,23,766.76)	1.20 (0.91,1.40)	0.5 (0.03,0.97)	17,519,469.73 (12,642,451.56,23,304,319.62)	1,585.44 (1,140.01,2,111.61)	-0.22 (-0.28,-0.16)
<b>Colombia</b>	2,065,675.59 (1,867,695.11,2,280,859.68)	4,024.47 (3,638.01,4,450.64)	0.05 (0.04,0.06)	1,045.77 (620.64,1,477.35)	2.00 (1.16,2.81)	0.37 (-0.29,1.04)	464,720.52 (335,858.52,613,092.96)	2,022.83 (1,470.88,2,671.89)	0.31 (0.3,0.33)
<b>Comoros</b>	21,874.93 (19,764.46,24,368.28)	3,628.08 (3,301.11,4,016.99)	0.04 (0.03,0.05)	4.99 (2.82,7.79)	1.10 (0.58,1.71)	0.25 (-0.17,0.68)	3,522.56 (2,536.08,4,731.37)	1,342.50 (964.87,1,792.33)	0.29 (0.26,0.31)
<b>Congo</b>	145,997.52 (130,801.93,163,329.29)	3,651.51 (3,311.23,4,033.93)	0.01 (0.01,0.02)	49.68 (29.49,71.28)	1.85 (1.23,2.41)	-0.16 (-0.36,0.04)	20,558.50 (14,866.04,27,082.78)	1,396.85 (998.61,1,863.02)	0.04 (0.02,0.06)
<b>Cook Islands</b>	1,086.28 (988.10,1,197.19)	5,150.68 (4,665.48,5,673.02)	0.05 (0.04,0.06)	0.08 (0.05,0.10)	0.33 (0.21,0.43)	0.59 (0.51,0.67)	280.36 (200.83,371.51)	1,906.36 (1,385.40,2,528.55)	0.15 (0.13,0.17)
<b>Costa Rica</b>	190,863.70 (172,735.56,211,550.58)	3,722.53 (3,365.37,4,121.99)	-0.03 (-0.04,-0.02)	126.13 (81.79,189.83)	2.43 (1.58,3.66)	0.56 (0.23,0.88)	43,376.57 (31,364.82,56,645.09)	1,946.30 (1,412.24,2,540.98)	0.16 (0.14,0.19)
<b>Croatia</b>	283,737.98 (256,776.84,316,082.51)	4,897.32 (4,405.58,5,447.43)	-0.09 (-0.11,-0.07)	93.88 (49.16,126.77)	1.14 (0.61,1.54)	1.02 (0.73,1.32)	92,389.52 (66,803.46,123,472.79)	1,600.46 (1,140.56,2,116.88)	0.03 (0.02,0.04)
<b>Cuba</b>	548,669.20 (502,768.90,596,873.93)	3,664.08 (3,352.11,3,973.91)	-0.05 (-0.06,-0.04)	238.10 (151.49,367.87)	1.35 (0.86,2.09)	-0.16 (-0.47,0.15)	159,896.90 (115,856.15,212,018.82)	1,594.28 (1,154.05,2,103.49)	0.28 (0.25,0.3)
<b>Cyprus</b>	66,413.81 (60,495.82,72,982.76)	4,159.90 (3,780.71,4,573.10)	0.05 (0.04,0.07)	35.83 (24.27,43.39)	2.01 (1.36,2.42)	-0.89 (-1.26,-0.52)	17,391.55 (12,476.52,23,105.42)	2,224.72 (1,597.42,2,963.46)	0.15 (0.13,0.16)
<b>Czechia</b>	699,109.31 (629,816.39,775,748.39)	4,883.83 (4,399.89,5,423.43)	-0.04 (-0.05,-0.04)	109.06 (60.11,143.12)	0.56 (0.31,0.73)	0.64 (0.07,1.21)	182,565.94 (130,709.91,242,764.57)	1,547.70 (1,109.57,2,064.61)	0.07 (0.04,0.1)
<b>Côte d'Ivoire</b>	666,797.74 (596,899.14,745,931.97)	3,681.28 (3,333.56,4,078.73)	0.06 (0.05,0.06)	96.75 (61.89,134.38)	0.79 (0.52,1.03)	0.67 (0.43,0.9)	88,520.68 (63,338.33,117,649.75)	1,358.43 (966.80,1,810.15)	0.24 (0.22,0.25)
<b>Democratic People's Republic of Korea</b>	1,400,704.34 (1,269,091.12,1,548,810.36)	4,532.85 (4,125.90,4,968.41)	-0.13 (-0.13,-0.12)	462.05 (279.44,806.54)	1.54 (0.95,2.67)	1.11 (1.06,1.16)	335,663.20 (242,321.97,450,072.14)	1,766.18 (1,280.77,2,333.41)	-0.02 (-0.03,-0.01)
<b>Democratic Republic of the Congo</b>	2,104,596.15 (1,881,734.91,2,348,439.10)	3,649.17 (3,303.01,4,043.47)	-0.02 (-0.04,-0.01)	539.06 (330.58,737.35)	1.43 (0.90,1.90)	-0.13 (-0.21,-0.06)	307,473.86 (221,423.53,407,539.49)	1,359.78 (975.64,1,808.55)	0.03 (0.02,0.05)

<b>Denmark</b>	291,691.98 (262,856.59,325,367.07)	3,972.54 (3,561.08,4,418.36)	-0.03 (-0.05,- 0.01)	300.20 (183.13,370.16)	2.40 (1.53,3.00)	0.27 (-0.03,0.58)	159,466.80 (114,769.45,211,850.88)	2,485.00 (1,781.44,3,292.01)	0 (- 0.02,0.02)
<b>Djibouti</b>	32,383.37 (29,032.92,36,312.13)	3,453.75 (3,140.60,3,829.07)	0.02 (0.01,0.02)	5.81 (3.19,9.73)	1.16 (0.60,1.89)	0.57 (0.32,0.82)	3,137.13 (2,242.30,4,183.23)	1,280.88 (912.43,1,710.26)	0.21 (0.2,0.23)
<b>Dominica</b>	2,835.72 (2,563.77,3,128.09)	3,580.40 (3,232.22,3,950.16)	-0.04 (-0.05,- 0.04)	1.60 (1.22,2.07)	1.92 (1.46,2.48)	0.4 (0.25,0.56)	997.86 (719.53,1,315.18)	1,563.85 (1,134.66,2,070.74)	0.11 (0.09,0.12)
<b>Dominican Republic</b>	368,369.67 (331,692.60,407,681.30)	3,520.46 (3,184.47,3,884.58)	0.10 (0.09,0.11)	198.30 (115.14,263.97)	2.32 (1.25,3.08)	0.91 (0.35,1.48)	71,025.33 (50,849.85,93,642.76)	1,492.18 (1,075.62,1,987.16)	0.27 (0.25,0.29)
<b>Ecuador</b>	571,186.05 (525,132.50,618,601.60)	3,409.86 (3,139.39,3,692.16)	-0.03 (-0.05,- 0.02)	328.27 (246.12,436.01)	2.32 (1.78,3.12)	0.92 (0.66,1.19)	111,296.21 (80,021.18,146,847.89)	1,654.69 (1,196.43,2,179.21)	0.22 (0.18,0.25)
<b>Egypt</b>	3,687,532.57 (3,321,180.69,4,103,672.23)	4,293.89 (3,889.28,4,741.65)	0.07 (0.07,0.07)	252.70 (165.31,361.37)	0.41 (0.27,0.57)	0.69 (0.08,1.3)	647,866.21 (463,912.38,864,787.21)	1,775.16 (1,272.61,2,353.61)	0.3 (0.3,0.31)
<b>El Salvador</b>	231,983.94 (208,809.16,257,658.35)	3,789.22 (3,417.24,4,191.47)	0.07 (0.07,0.08)	89.26 (64.34,121.90)	1.39 (1.00,1.90)	-0.07 (-0.58,0.44)	59,597.25 (42,179.49,79,165.48)	1,783.25 (1,268.45,2,366.72)	0.4 (0.37,0.42)
<b>Equatorial Guinea</b>	32,949.86 (29,160.93,36,839.08)	3,654.63 (3,310.36,4,033.21)	-0.0 (-0.01,- 0.00)	8.73 (5.14,13.58)	1.65 (1.05,2.45)	0.23 (0.12,0.35)	3,451.47 (2,504.20,4,563.53)	1,477.35 (1,068.33,1,963.65)	0.41 (0.39,0.43)
<b>Eritrea</b>	148,269.86 (132,264.33,164,927.78)	3,297.02 (2,981.43,3,650.77)	0.12 (0.11,0.12)	30.45 (17.26,47.99)	1.26 (0.62,1.95)	0.82 (0.69,0.94)	15,817.88 (11,160.10,21,301.52)	1,072.96 (748.20,1,462.30)	0.25 (0.24,0.27)
<b>Estonia</b>	80,370.68 (73,250.34,88,951.77)	4,449.43 (4,015.66,4,930.38)	0.01 (0.01,0.02)	26.54 (17.90,38.92)	1.11 (0.77,1.69)	-1.35 (-1.73,-0.97)	26,463.09 (18,883.89,35,414.22)	1,510.33 (1,079.68,2,011.03)	0.19 (0.15,0.22)
<b>Eswatini</b>	27,906.20 (25,116.62,30,954.48)	3,345.60 (3,043.14,3,684.90)	-0.01 (-0.04,0.01)	12.40 (7.80,18.39)	2.11 (1.31,3.03)	0.69 (0.41,0.97)	5,777.04 (4,181.09,7,626.57)	1,362.81 (996.69,1,810.88)	0.11 (0.1,0.12)
<b>Ethiopia</b>	2,369,527.95 (2,122,044.31,2,633,487.31)	3,545.50 (3,211.99,3,911.83)	-0.04 (-0.06,- 0.02)	390.07 (214.45,666.86)	1.00 (0.51,1.70)	-0.97 (-1.13,-0.82)	354,805.59 (254,504.61,472,419.23)	1,288.93 (912.14,1,734.44)	0.13 (0.11,0.15)
<b>Fiji</b>	44,291.46 (40,071.14,49,120.20)	5,079.12 (4,607.50,5,599.52)	-0.01 (-0.01,- 0.00)	3.76 (2.63,5.13)	0.50 (0.35,0.67)	0.64 (0.4,0.89)	10,278.23 (7,359.44,13,579.75)	1,880.59 (1,361.18,2,478.13)	0.07 (0.07,0.08)
<b>Finland</b>	285,115.24 (259,989.57,311,314.30)	3,935.86 (3,583.83,4,327.59)	-0.02 (- 0.03,0.0670 0)	183.82 (105.55,223.13)	1.36 (0.79,1.64)	-0.97 (-1.26,-0.67)	123,491.85 (89,223.94,164,122.59)	2,037.01 (1,467.47,2,717.28)	0.02 (- 0.02,0.06)
<b>France</b>	3,333,553.31 (3,047,562.09,3,656,502.95)	3,990.69 (3,640.70,4,388.08)	0.05 (0.03,0.07)	3,216.52 (1,611.06,4,041.95)	1.88 (1.04,2.30)	0.35 (-0.02,0.71)	1,348,176.92 (970,647.57,1,789,574.20)	2,054.64 (1,474.16,2,732.06)	0.13 (0.1,0.16)
<b>Gabon</b>	52,210.27 (47,015.31,58,203.25)	3,659.37 (3,321.95,4,048.84)	0.05 (0.04,0.06)	19.37 (12.93,25.29)	1.88 (1.27,2.45)	0.27 (0.1,0.43)	9,305.42 (6,734.95,12,292.84)	1,471.83 (1,071.01,1,948.25)	0.25 (0.25,0.26)
<b>Gambia</b>	54,086.18	3,578.03	0.02	9.95	0.89	1.74	7,026.55	1,319.81	0.19

	(48,246.85,60,275.61)	(3,236.07,3,952.81)	(0.01,0.03)	(6.35,12.95)	(0.57,1.15)	(1.32,2.15)	(4,981.18,9,413.47)	(937.48,1,754.52)	(0.17,0.2)
<b>Georgia</b>	179,515.01 (163,151.99,198,562.46)	3,823.96 (3,468.99,4,239.85)	0.04 (0.02,0.05)	22.95 (8.37,32.22)	0.41 (0.15,0.58)	3.66 (3.18,4.14)	75,136.18 (53,060.26,101,331.31)	1,291.45 (911.23,1,726.65)	0.09 (0.07,0.11)
<b>Germany</b>	4,692,706.97 (4,281,853.54,5,151,742.27)	4,188.79 (3,814.99,4,589.65)	0.00 (-0.00,0.01)	1,990.61 (1,285.57,2,505.47)	0.95 (0.63,1.21)	-1.08 (-1.28,-0.88)	2,240,546.46 (1,614,217.53,2,959,902.61)	2,211.18 (1,582.65,2,927.19)	0 (-0.01,0.01)
<b>Ghana</b>	786,967.12 (712,870.68,865,849.06)	3,290.38 (3,003.52,3,598.97)	0.00 (-0.02,0.01)	131.92 (88.92,174.47)	0.70 (0.51,0.90)	0.98 (0.87,1.09)	111,716.69 (80,466.31,148,567.02)	1,269.36 (906.36,1,703.56)	0.18 (0.16,0.19)
<b>Greece</b>	543,606.86 (494,311.23,596,456.57)	3,925.43 (3,542.24,4,325.92)	0.04 (0.01,0.07)	136.53 (92.34,191.80)	0.54 (0.35,0.70)	0.9 (0.53,1.27)	247,009.21 (175,905.41,325,071.71)	2,031.07 (1,463.05,2,693.61)	0.13 (0.09,0.17)
<b>Greenland</b>	2,732.23 (2,464.56,3,020.48)	4,187.69 (3,794.02,4,615.22)	-0.01 (-0.02,0.00)	1.33 (1.04,1.62)	2.18 (1.70,2.63)	-0.04 (-0.65,0.57)	1,301.02 (942.29,1,715.05)	2,625.47 (1,895.34,3,436.07)	0.18 (0.15,0.22)
<b>Grenada</b>	4,043.99 (3,661.75,4,476.51)	3,562.46 (3,214.72,3,935.46)	-0.04 (-0.04,-0.03)	2.43 (1.64,3.89)	2.56 (1.69,3.99)	-0.01 (-0.25,0.24)	1,031.14 (750.60,1,355.45)	1,543.62 (1,119.65,2,031.95)	0.16 (0.14,0.18)
<b>Guam</b>	9,161.80 (8,328.97,10,081.09)	5,064.47 (4,589.84,5,568.66)	0.04 (0.03,0.05)	1.75 (1.37,2.49)	0.99 (0.77,1.39)	0.2 (-0.45,0.85)	2,093.98 (1,512.98,2,778.68)	1,931.63 (1,392.19,2,558.30)	0.13 (0.11,0.15)
<b>Guatemala</b>	575,496.55 (513,928.35,641,428.85)	3,826.85 (3,442.43,4,230.27)	0.04 (0.03,0.04)	214.67 (112.59,290.61)	1.97 (0.91,2.69)	2.17 (1.28,3.06)	84,260.37 (59,817.18,112,054.96)	1,807.28 (1,304.44,2,396.64)	0.36 (0.35,0.38)
<b>Guinea</b>	302,075.76 (270,526.84,335,404.76)	3,652.83 (3,293.78,4,056.37)	0.04 (0.04,0.05)	54.80 (32.91,75.33)	0.84 (0.52,1.15)	1.02 (0.94,1.11)	51,907.54 (36,938.65,69,151.31)	1,330.76 (954.67,1,775.55)	0.18 (0.17,0.19)
<b>Guinea-Bissau</b>	44,839.21 (40,006.96,50,136.71)	3,586.71 (3,245.68,3,975.88)	0.01 (0.01,0.01)	9.13 (5.79,12.47)	1.03 (0.67,1.38)	0.73 (0.65,0.81)	7,453.09 (5,351.10,9,882.04)	1,322.98 (943.06,1,766.81)	0.2 (0.19,0.21)
<b>Guyana</b>	26,553.32 (23,965.70,29,391.93)	3,582.09 (3,241.33,3,954.62)	0.00.01 (0.00,0.01)	8.85 (5.86,13.80)	1.42 (0.96,2.14)	0.84 (0.58,1.09)	7,833.62 (5,663.36,10,326.39)	1,487.59 (1,086.03,1,957.78)	0.21 (0.2,0.22)
<b>Haiti</b>	364,411.99 (325,786.92,407,882.77)	3,566.65 (3,224.61,3,955.44)	0.02 (0.01,0.03)	173.61 (108.93,249.01)	2.15 (1.42,2.91)	-0.04 (-0.15,0.07)	61,118.16 (44,235.67,80,987.82)	1,375.41 (982.88,1,821.89)	0.01 (-0.01,0.03)
<b>Honduras</b>	313,852.48 (280,436.25,349,362.23)	3,787.50 (3,417.59,4,190.25)	0.04 (0.04,0.05)	200.18 (125.10,275.98)	3.25 (2.02,4.28)	1.19 (0.83,1.55)	52,624.12 (38,408.36,68,305.18)	1,900.35 (1,370.29,2,472.58)	0.24 (0.22,0.26)
<b>Hungary</b>	647,910.33 (589,068.53,720,987.19)	4,922.18 (4,439.29,5,467.67)	0.08 (0.07,0.09)	239.69 (160.31,342.56)	1.31 (0.90,1.91)	-0.71 (-0.98,-0.44)	189,172.90 (134,952.56,252,051.92)	1,605.07 (1,149.10,2,135.21)	0.24 (0.22,0.26)
<b>Iceland</b>	17,421.35 (15,913.03,19,091.03)	4,246.79 (3,849.30,4,677.31)	-0.08 (-0.11,-0.04)	6.10 (3.87,8.40)	0.97 (0.63,1.36)	-1.31 (-1.58,-1.04)	6,140.58 (4,363.48,8,190.46)	2,252.60 (1,593.27,3,016.90)	-0.09 (-0.12,-0.06)
<b>India</b>	41,604,039.23 (37,626,743.74,45,987,718.52)	3,186.40 (2,889.67,3,507.62)	-0.66 (-0.74,-0.59)	26,225.86 (19,874.69,31,725.98)	2.83 (2.15,3.41)	0.32 (-0.45,1.1)	10,877,948.62 (7,841,579.32,14,204,991.10)	1,715.13 (1,248.36,2,223.68)	-0.03 (-0.05,-0.01)
<b>Indonesia</b>	13,122,441.18 (11,767,101.93,14,583,702.27)	5,011.96 (4,543.54,5,529.04)	-0.15 (-0.16,-0.13)	1,859.83 (1,194.45,2,533.28)	0.85 (0.57,1.12)	1.75 (1.67,1.83)	2,679,447.76 (1,931,243.82,3,574,158.65)	1,986.45 (1,429.21,2,632.45)	0.12 (0.11,0.13)



<b>Iran (Islamic Republic of)</b>	4,385,723.07 (3,943,339.59,4,870,046.87)	4,972.87 (4,496.52,5,487.11)	-0.19 (-0.2,-0.17)	632.46 (428.12,715.12)	0.88 (0.58,0.99)	1.38 (1.2,1.56)	726,734.77 (517,709.66,971,162.71)	2,007.12 (1,439.94,2,654.64)	0.13 (0.12,0.15)
<b>Iraq</b>	1,448,984.52 (1,300,863.20,1,621,204.01)	4,184.97 (3,789.59,4,624.40)	-0.05 (-0.05,-0.05)	184.05 (126.86,258.28)	0.60 (0.44,0.80)	1.05 (0.94,1.15)	156,135.25 (110,638.41,209,454.82)	1,539.78 (1,065.58,2,064.93)	0.25 (0.24,0.27)
<b>Ireland</b>	243,972.98 (222,137.61,267,640.19)	4,199.38 (3,814.55,4,623.53)	0.03 (0.02,0.04)	163.42 (101.82,198.74)	2.14 (1.35,2.59)	-0.53 (-0.85,-0.21)	83,130.12 (60,349.58,109,587.85)	2,272.76 (1,644.25,3,027.55)	0.07 (0.04,0.09)
<b>Israel</b>	400,027.89 (364,039.38,436,247.76)	4,131.57 (3,750.96,4,538.07)	0.02 (0.00,0.03)	139.93 (93.01,185.13)	1.16 (0.77,1.52)	0.51 (0.27,0.75)	101,721.06 (73,241.21,135,855.65)	2,164.19 (1,543.44,2,885.18)	0.02 (-0.01,0.06)
<b>Italy</b>	3,737,842.33 (3,404,338.38,4,128,349.23)	4,528.03 (4,107.37,4,986.47)	-0.02 (-0.04,-0.00)	1,884.30 (1,288.68,2,788.70)	1.18 (0.81,1.68)	-0.13 (-0.25,-0.01)	1,562,441.21 (1,117,023.85,2,068,127.77)	2,183.58 (1,562.32,2,888.93)	0.02 (0,0.03)
<b>Jamaica</b>	108,984.95 (98,503.26,120,695.07)	3,637.25 (3,289.51,4,028.68)	0.01 (0.01,0.02)	76.21 (51.68,117.96)	2.38 (1.56,3.58)	0.36 (-0.18,0.89)	29,473.71 (21,529.02,38,622.68)	1,617.44 (1,190.22,2,120.49)	0.18 (0.13,0.23)
<b>Japan</b>	8,039,387.24 (7,334,292.99,8,822,836.83)	4,397.99 (3,998.82,4,839.69)	-0.11 (-0.13,-0.1)	3,836.99 (2,165.31,4,564.60)	1.05 (0.71,1.36)	-1.61 (-1.77,-1.44)	3,725,704.97 (2,671,747.27,4,913,041.41)	2,349.89 (1,681.37,3,119.24)	-0.07 (-0.12,-0.02)
<b>Jordan</b>	421,432.99 (375,904.71,471,813.84)	4,233.60 (3,821.45,4,673.86)	0.01 (0.01,0.01)	66.89 (50.50,85.53)	0.79 (0.62,1.03)	-0.72 (-0.92,-0.53)	37,253.84 (26,857.81,49,290.58)	1,805.55 (1,302.52,2,378.70)	0.28 (0.27,0.28)
<b>Kazakhstan</b>	767,273.81 (695,374.70,850,838.71)	4,098.10 (3,727.11,4,527.88)	-0.02 (-0.03,-0.01)	77.65 (22.36,105.48)	0.52 (0.13,0.72)	5.25 (4.72,5.77)	194,856.23 (139,158.49,259,752.72)	1,412.54 (1,006.14,1,882.43)	0.12 (0.11,0.13)
<b>Kenya</b>	1,286,335.29 (1,155,071.03,1,431,990.71)	3,709.14 (3,366.58,4,095.20)	-0.00 (-0.01,0.00)	233.23 (152.73,307.06)	1.23 (0.68,1.62)	1.24 (1.11,1.38)	165,229.03 (118,080.74,219,265.71)	1,405.95 (1,004.74,1,869.93)	0.15 (0.14,0.16)
<b>Kiribati</b>	5,005.37 (4,492.07,5,558.97)	5,210.53 (4,731.13,5,726.11)	0.12 (0.1,0.13)	0.56 (0.28,0.78)	0.66 (0.32,0.90)	0.35 (0.23,0.47)	949.73 (681.21,1,255.17)	1,905.85 (1,383.20,2,495.17)	0.16 (0.15,0.17)
<b>Kuwait</b>	198,294.67 (175,620.48,224,430.62)	4,199.76 (3,807.33,4,636.39)	0.04 (0.04,0.05)	13.61 (6.44,18.87)	0.39 (0.19,0.53)	1.68 (0.29,3.09)	22,578.12 (16,035.27,29,681.36)	1,776.94 (1,287.43,2,335.99)	0.23 (0.17,0.29)
<b>Kyrgyzstan</b>	227,277.40 (204,503.64,252,010.12)	3,950.57 (3,571.38,4,365.22)	-0.04 (-0.04,-0.03)	75.12 (48.99,100.55)	1.77 (1.06,2.23)	0.98 (0.3,1.66)	46,754.06 (33,810.62,61,880.40)	1,385.92 (998.98,1,850.38)	0.09 (0.07,0.11)
<b>Lao People's Democratic Republic</b>	285,459.62 (256,679.29,318,324.37)	4,694.17 (4,248.57,5,181.59)	-0.01 (-0.02,-0.01)	38.89 (25.77,50.17)	0.74 (0.52,0.92)	0.56 (0.47,0.66)	49,147.06 (35,463.01,65,263.56)	1,862.42 (1,345.26,2,468.48)	0.2 (0.19,0.21)
<b>Latvia</b>	122,228.33 (111,073.31,135,783.48)	4,540.29 (4,106.52,5,017.42)	0.02 (0.02,0.02)	33.05 (20.89,47.72)	0.95 (0.62,1.37)	-1.14 (-1.74,-0.55)	46,146.14 (32,727.98,61,581.84)	1,531.08 (1,097.15,2,054.31)	0.21 (0.19,0.22)
<b>Lebanon</b>	211,465.93 (191,189.85,234,325.72)	3,969.81 (3,585.63,4,394.95)	0.02 (0.02,0.02)	45.75 (27.83,72.13)	0.89 (0.54,1.40)	1.59 (1.49,1.69)	37,295.80 (25,680.20,50,508.61)	1,625.61 (1,140.40,2,183.29)	0.44 (0.43,0.46)
<b>Lesotho</b>	56,381.68 (50,821.35,62,404.51)	3,342.09 (3,037.18,3,697.07)	-0.05 (-0.05,-	28.53 (17.38,40.08)	2.31 (1.38,3.23)	1.71 (1.57,1.84)	15,718.91 (11,364.63,20,875.04)	1,330.84 (966.34,1,748.68)	0.09 (0.08,0.11)



			0.04)						
<b>Liberia</b>	124,075.82 (111,085.62,138,696.55)	3,617.85 (3,276.47,3,993.91)	0.02 (0.02,0.03)	20.79 (11.97,30.42)	0.82 (0.49,1.13)	0.71 (0.55,0.87)	16,855.81 (12,164.60,22,374.19)	1,267.06 (884.09,1,712.75)	0.03 (0.01,0.05)
<b>Libya</b>	291,009.61 (260,279.75,327,251.93)	4,179.17 (3,787.53,4,627.79)	-0.02 (-0.02,-0.01)	52.89 (33.29,76.24)	0.90 (0.58,1.22)	2.41 (1.97,2.85)	42,778.04 (30,572.63,56,624.64)	1,719.03 (1,227.60,2,274.89)	0.23 (0.21,0.24)
<b>Lithuania</b>	176,465.08 (160,385.32,196,392.33)	4,503.49 (4,069.17,4,980.96)	-0.05 (-0.05,-0.05)	51.38 (32.55,72.96)	1.00 (0.66,1.45)	-0.76 (-1.37,-0.14)	60,956.25 (43,533.23,81,085.46)	1,495.74 (1,064.99,1,987.97)	0.08 (0.05,0.11)
<b>Luxembourg</b>	31,420.57 (28,506.83,34,524.84)	4,089.55 (3,702.15,4,492.86)	0.00 (-0.01,0.02)	9.88 (6.63,14.66)	0.90 (0.63,1.36)	-1.34 (-1.6,-1.07)	9,937.70 (7,130.09,13,249.59)	2,141.01 (1,537.75,2,848.10)	0.04 (0.03,0.05)
<b>Madagascar</b>	631,254.49 (564,789.18,708,661.40)	3,535.16 (3,199.20,3,935.15)	-0.12 (-0.13,-0.11)	98.27 (61.90,136.04)	0.96 (0.52,1.38)	0.07 (-0.07,0.21)	90,380.62 (64,190.34,119,581.65)	1,298.37 (927.47,1,734.84)	0.07 (0.07,0.08)
<b>Malawi</b>	407,938.11 (364,297.52,454,666.91)	3,505.11 (3,166.71,3,889.82)	-0.07 (-0.07,-0.06)	82.73 (47.75,124.49)	1.17 (0.61,1.78)	0.18 (0.02,0.34)	70,291.29 (50,790.24,92,738.76)	1,311.91 (934.71,1,751.53)	0.12 (0.11,0.13)
<b>Malaysia</b>	1,399,728.82 (1,258,703.22,1,553,379.96)	4,520.50 (4,076.17,4,994.57)	0.03 (0.01,0.05)	313.66 (231.65,423.99)	1.06 (0.79,1.48)	0.45 (0.35,0.54)	228,941.61 (164,419.92,301,489.34)	1,847.78 (1,342.85,2,426.18)	0.25 (0.24,0.26)
<b>Maldives</b>	21,337.28 (18,866.46,23,993.94)	4,418.65 (3,985.05,4,868.88)	-0.03 (-0.04,-0.02)	2.02 (1.48,2.53)	0.59 (0.42,0.73)	-1.24 (-1.41,-1.07)	2,284.13 (1,641.93,3,049.61)	1,801.72 (1,293.62,2,397.11)	0.22 (0.21,0.23)
<b>Mali</b>	459,158.38 (412,773.73,511,854.63)	3,399.34 (3,083.75,3,751.93)	0.14 (0.13,0.15)	75.60 (48.07,104.09)	0.75 (0.50,1.01)	0.46 (0.27,0.66)	61,476.10 (44,339.66,82,313.48)	1,220.48 (862.58,1,638.25)	0.26 (0.24,0.28)
<b>Malta</b>	24,326.82 (22,212.81,26,746.07)	4,231.22 (3,852.20,4,665.17)	0.04 (0.02,0.06)	9.45 (6.28,13.11)	0.97 (0.66,1.38)	-1.1 (-1.28,-0.91)	8,947.10 (6,431.39,11,879.56)	2,224.20 (1,599.68,2,952.75)	0.07 (0.05,0.09)
<b>Marshall Islands</b>	2,416.48 (2,172.21,2,690.62)	4,966.96 (4,501.87,5,468.73)	-0.02 (-0.03,-0.02)	0.54 (0.31,0.83)	1.37 (0.79,2.06)	1.11 (1.03,1.2)	469.53 (337.00,626.06)	1,815.10 (1,315.87,2,380.93)	0.08 (0.07,0.09)
<b>Mauritania</b>	106,338.43 (95,822.15,118,195.64)	3,648.50 (3,302.45,4,032.83)	0.04 (0.04,0.05)	19.34 (12.19,26.45)	0.85 (0.55,1.15)	0.12 (0.02,0.21)	17,260.42 (12,409.33,22,873.50)	1,400.13 (997.35,1,875.72)	0.23 (0.22,0.25)
<b>Mauritius</b>	70,804.45 (64,072.82,78,364.11)	4,477.54 (4,039.32,4,934.37)	0.04 (0.03,0.04)	17.73 (7.60,25.24)	1.19 (0.50,1.70)	3.31 (2.81,3.8)	16,699.77 (11,916.08,22,207.63)	1,867.30 (1,361.80,2,435.77)	0.21 (0.18,0.24)
<b>Mexico</b>	4,802,408.03 (4,343,671.59,5,353,502.65)	3,759.49 (3,408.83,4,170.75)	0.05 (0.03,0.07)	3,311.77 (2,201.23,4,789.94)	2.85 (1.88,4.08)	-0.3 (-0.69,0.08)	1,150,760.27 (831,326.91,1,494,802.48)	2,005.40 (1,458.96,2,630.04)	0.14 (0.09,0.18)
<b>Micronesia (Federated States of)</b>	4,583.94 (4,139.10,5,069.64)	5,069.65 (4,586.06,5,584.60)	0.02 (0.01,0.02)	1.02 (0.57,1.47)	1.33 (0.79,1.83)	1 (0.95,1.04)	1,205.10 (872.78,1,609.25)	1,881.62 (1,355.87,2,476.14)	0.13 (0.12,0.14)
<b>Monaco</b>	2,120.10 (1,928.49,2,334.29)	4,054.12 (3,667.78,4,468.54)	-0.00 (-0.02,0.02)	0.46 (0.33,0.59)	0.45 (0.32,0.57)	0.4 (0.32,0.47)	962.30 (685.86,1,285.07)	2,108.61 (1,506.33,2,798.39)	-0.04 (-0.04,-0.03)
<b>Mongolia</b>	123,849.86	3,938.95	-0.08	22.76	0.94	0.33	18,805.52	1,333.46	0.03

	(110,823.25,138,413.17)	(3,556.95,4,357.41)	(-0.09,-0.06)	(16.23,31.03)	(0.68,1.22)	(0.2,0.47)	(13,435.31,25,174.13)	(951.98,1,768.97)	(0,0.06)
<b>Montenegro</b>	37,499.02 (33,844.77,41,758.14)	4,824.43 (4,331.61,5,382.34)	-0.03 (-0.04,-0.02)	3.94 (3.15,4.86)	0.45 (0.36,0.55)	0.93 (0.59,1.26)	9,696.34 (6,898.33,13,033.90)	1,533.95 (1,094.90,2,035.73)	0.06 (0.05,0.07)
<b>Morocco</b>	1,573,383.65 (1,417,466.20,1,745,808.28)	4,348.26 (3,935.23,4,808.89)	0.07 (0.06,0.07)	248.36 (152.56,350.24)	0.85 (0.50,1.22)	2.04 (1.81,2.28)	292,889.83 (210,553.60,387,623.47)	1,762.26 (1,274.53,2,333.41)	0.34 (0.33,0.34)
<b>Mozambique</b>	641,446.41 (574,103.86,715,532.47)	3,622.50 (3,273.97,4,013.97)	0.04 (0.04,0.05)	140.09 (84.79,217.38)	1.35 (0.74,2.12)	0.8 (0.7,0.9)	93,635.55 (66,873.34,125,181.80)	1,256.01 (884.46,1,675.85)	0.26 (0.24,0.28)
<b>Myanmar</b>	2,354,710.40 (2,121,629.65,2,611,839.10)	4,424.52 (4,010.10,4,892.62)	0.08 (0.07,0.09)	380.14 (266.62,492.71)	0.79 (0.57,1.01)	0.67 (0.58,0.76)	494,500.78 (352,338.81,660,041.03)	1,767.92 (1,268.63,2,342.35)	0.28 (0.27,0.3)
<b>Namibia</b>	65,452.71 (59,093.99,72,664.57)	3,496.50 (3,172.91,3,869.44)	0.02 (0.02,0.03)	25.48 (16.19,34.82)	1.84 (1.15,2.44)	0.5 (0.29,0.7)	11,712.86 (8,342.49,15,631.10)	1,400.00 (1,009.61,1,866.48)	0.27 (0.25,0.28)
<b>Nauru</b>	399.10 (357.36,446.14)	5,137.15 (4,678.81,5,673.85)	0.05 (0.04,0.05)	0.09 (0.05,0.14)	1.47 (0.87,2.10)	0.98 (0.9,1.07)	122.01 (87.18,162.12)	1,920.58 (1,388.76,2,526.63)	0.15 (0.14,0.16)
<b>Nepal</b>	1,060,410.34 (950,775.07,1,176,889.47)	3,964.14 (3,570.78,4,371.89)	0.00 (-0.01,0.01)	434.26 (295.43,622.87)	2.46 (1.70,3.53)	1.3 (1.2,1.41)	224,156.75 (161,987.08,293,897.08)	1,913.90 (1,381.40,2,491.20)	0.39 (0.38,0.4)
<b>Netherlands</b>	852,981.71 (775,298.82,938,756.24)	3,834.32 (3,479.67,4,213.39)	0.00 (-0.01,0.01)	688.67 (517.22,1,062.37)	1.93 (1.48,3.01)	-1.15 (-1.43,-0.88)	357,888.41 (256,723.89,471,516.77)	2,000.59 (1,435.40,2,655.45)	-0.05 (-0.07,-0.03)
<b>New Zealand</b>	229,247.65 (207,708.89,252,791.08)	4,092.81 (3,690.06,4,523.51)	-0.09 (-0.11,-0.07)	190.58 (136.58,274.24)	2.35 (1.70,3.36)	-0.23 (-0.4,-0.06)	67,192.80 (48,047.62,89,841.98)	1,761.85 (1,249.41,2,359.94)	-0.1 (-0.13,-0.07)
<b>Nicaragua</b>	219,917.78 (196,480.03,245,752.92)	3,754.20 (3,387.17,4,167.64)	-0.04 (-0.05,-0.04)	101.28 (77.71,132.58)	2.20 (1.77,2.96)	0.82 (0.53,1.11)	38,476.82 (27,238.64,51,185.82)	1,795.86 (1,285.70,2,389.26)	0.3 (0.27,0.33)
<b>Niger</b>	477,554.05 (425,573.16,535,040.03)	3,609.95 (3,279.20,3,996.37)	0.03 (0.03,0.03)	59.24 (36.96,82.83)	0.67 (0.42,0.92)	0.58 (0.46,0.7)	54,664.58 (39,335.91,72,744.86)	1,290.78 (920.74,1,732.85)	0.17 (0.16,0.17)
<b>Nigeria</b>	5,969,665.82 (5,338,264.41,6,640,243.25)	4,148.28 (3,767.87,4,561.38)	0.05 (0.04,0.05)	838.27 (516.78,1,276.25)	0.84 (0.55,1.17)	1.47 (1.37,1.56)	866,542.72 (624,970.72,1,148,571.88)	1,561.31 (1,115.78,2,072.69)	0.23 (0.22,0.24)
<b>Niue</b>	98.22 (89.20,108.27)	5,130.60 (4,661.55,5,645.29)	0.01 (0.01,0.02)	0.02 (0.01,0.03)	1.09 (0.64,1.56)	0.65 (0.55,0.75)	38.98 (28.33,51.40)	1,922.40 (1,401.70,2,530.04)	0.1 (0.09,0.11)
<b>North Macedonia</b>	124,425.58 (112,477.62,138,919.68)	4,575.60 (4,118.86,5,092.43)	-0.02 (-0.03,-0.01)	12.53 (9.51,17.54)	0.47 (0.36,0.62)	-0.14 (-0.45,0.17)	28,318.99 (19,974.01,37,837.08)	1,434.47 (1,027.32,1,916.84)	0.08 (0.07,0.09)
<b>Northern Mariana Islands</b>	2,622.60 (2,353.89,2,922.82)	5,036.53 (4,585.95,5,543.63)	0.01 (0.00,0.03)	0.35 (0.27,0.46)	0.82 (0.65,1.06)	0.16 (0.06,0.27)	678.50 (477.71,910.39)	1,877.73 (1,354.86,2,473.88)	0.11 (0.08,0.13)
<b>Norway</b>	281,167.97 (256,929.20,309,861.62)	4,196.64 (3,812.33,4,615.58)	-0.11 (-0.13,-0.09)	190.06 (133.89,277.32)	1.79 (1.30,2.64)	-1.24 (-1.37,-1.11)	104,440.20 (74,825.35,139,744.92)	1,878.97 (1,333.23,2,518.90)	-0.21 (-0.24,-0.17)
<b>Oman</b>	177,666.15	4,194.46	0.04	11.61	0.75	-0.27	19,334.04	1,726.34	0.42

	(154,726.06,204,786.04)	(3,784.72,4,642.70)	(0.03,0.04)	(9.63,15.37)	(0.52,0.90)	(-1.04,0.51)	(13,675.39,25,735.27)	(1,239.57,2,271.08)	(0.4,0.45)
<b>Pakistan</b>	5,460,705.58 (4,857,093.01,6,134,027.33)	3,408.27 (3,069.81,3,810.02)	0.11 (0.1,0.12)	2,316.48 (1,874.47,2,877.80)	2.77 (2.26,3.45)	1.04 (0.93,1.15)	1,037,219.47 (750,014.99,1,361,119.32)	1,596.97 (1,159.07,2,085.93)	0.37 (0.36,0.39)
<b>Palau</b>	1,115.51 (1,006.18,1,237.51)	5,094.77 (4,619.14,5,606.13)	0.00 (-0.00,0.01)	0.08 (0.06,0.10)	0.45 (0.31,0.58)	0.4 (0.34,0.46)	233.27 (166.79,311.11)	1,853.60 (1,347.66,2,454.68)	0.08 (0.07,0.09)
<b>Palestine</b>	156,209.83 (139,555.04,174,829.61)	4,155.87 (3,760.81,4,602.55)	-0.05 (-0.06,-0.05)	17.47 (8.57,22.87)	0.66 (0.31,0.87)	1.48 (1.29,1.67)	17,608.07 (12,450.58,23,596.39)	1,514.28 (1,046.74,2,042.27)	0.05 (0.04,0.06)
<b>Panama</b>	155,105.69 (139,967.54,171,991.84)	3,690.44 (3,330.95,4,090.25)	0.05 (0.05,0.05)	52.95 (35.81,87.33)	1.24 (0.84,2.05)	-0.1 (-0.37,0.17)	34,013.54 (24,459.92,44,583.81)	1,891.27 (1,370.01,2,485.32)	0.2 (0.2,0.21)
<b>Papua New Guinea</b>	377,653.14 (337,778.74,422,501.39)	5,036.60 (4,569.34,5,564.52)	0.03 (0.02,0.04)	38.54 (22.65,54.45)	0.61 (0.37,0.88)	0.85 (0.76,0.95)	47,894.51 (33,828.34,63,904.44)	1,766.59 (1,278.01,2,339.75)	0.11 (0.1,0.12)
<b>Paraguay</b>	260,256.55 (233,835.32,289,726.18)	3,959.51 (3,573.44,4,378.28)	0.07 (0.06,0.08)	139.88 (51.38,197.62)	2.29 (0.84,3.23)	5.76 (5.25,6.27)	51,140.61 (36,711.15,67,117.12)	1,908.78 (1,398.01,2,494.84)	0.29 (0.27,0.3)
<b>Peru</b>	1,178,650.07 (1,064,033.23,1,306,703.97)	3,466.64 (3,129.09,3,824.50)	0.10 (0.09,0.10)	270.61 (164.25,364.33)	0.81 (0.49,1.09)	-0.22 (-1.3,0.87)	234,644.25 (168,027.73,308,631.62)	1,611.14 (1,153.18,2,136.00)	0.27 (0.24,0.29)
<b>Philippines</b>	5,323,237.77 (4,794,736.11,5,915,698.77)	5,392.67 (4,879.88,5,941.04)	-0.11 (-0.13,-0.1)	841.32 (465.56,1,492.46)	0.97 (0.54,1.71)	1.35 (1.11,1.6)	924,435.97 (662,061.30,1,229,139.70)	2,075.88 (1,484.69,2,752.64)	-0.03 (-0.05,-0.02)
<b>Poland</b>	2,589,186.40 (2,348,876.96,2,878,564.92)	5,078.95 (4,580.31,5,657.96)	-0.08 (-0.08,-0.07)	617.08 (469.68,1,020.31)	0.94 (0.71,1.54)	-2 (-2.17,-1.83)	681,971.40 (490,155.10,904,413.90)	1,629.45 (1,167.38,2,168.85)	-0.02 (-0.07,0.02)
<b>Portugal</b>	604,127.77 (551,738.40,661,955.32)	4,202.83 (3,813.05,4,625.18)	0.03 (0.01,0.05)	258.22 (198.69,471.18)	1.05 (0.82,1.77)	-0.6 (-0.99,-0.21)	256,681.22 (184,616.13,340,506.78)	2,255.82 (1,627.95,2,973.92)	0.16 (0.14,0.19)
<b>Puerto Rico</b>	172,078.63 (157,017.94,189,636.63)	3,604.17 (3,271.90,3,981.33)	0.02 (0.01,0.02)	89.42 (57.09,128.16)	1.38 (0.84,1.91)	-0.06 (-0.28,0.16)	53,834.07 (38,646.14,70,870.90)	1,592.95 (1,146.11,2,098.31)	0.23 (0.21,0.25)
<b>Qatar</b>	127,537.19 (111,089.72,146,400.78)	4,312.61 (3,886.39,4,756.93)	0.02 (0.01,0.03)	3.86 (2.85,5.15)	0.41 (0.30,0.52)	0.01 (-1,1.03)	5,759.06 (4,026.07,7,623.79)	1,730.30 (1,254.74,2,282.99)	0.29 (0.28,0.3)
<b>Republic of Korea</b>	2,843,205.72 (2,588,805.71,3,132,472.76)	3,918.52 (3,556.57,4,294.92)	-0.06 (-0.07,-0.06)	1,255.66 (792.82,1,518.78)	1.56 (0.97,1.90)	-1.06 (-1.36,-0.77)	855,635.73 (603,128.35,1,143,300.47)	2,246.44 (1,585.66,3,014.79)	0.17 (0.14,0.2)
<b>Republic of Moldova</b>	214,707.64 (194,548.84,238,596.25)	4,465.47 (4,032.53,4,961.84)	-0.04 (-0.05,-0.03)	25.51 (15.67,32.23)	0.49 (0.29,0.61)	1.44 (0.73,2.15)	63,328.28 (44,972.20,84,379.96)	1,462.81 (1,044.21,1,954.25)	0.12 (0.11,0.13)
<b>Romania</b>	1,274,115.22 (1,150,268.83,1,418,620.66)	4,943.33 (4,453.38,5,508.96)	-0.11 (-0.12,-0.11)	117.98 (61.98,153.51)	0.32 (0.18,0.42)	0.95 (0.63,1.26)	409,978.34 (292,176.22,549,033.55)	1,579.18 (1,122.03,2,113.49)	0.01 (0,0.01)
<b>Russian Federation</b>	9,410,821.48 (8,562,553.37,10,395,294.55)	4,923.15 (4,480.27,5,418.59)	-0.05 (-0.05,-0.04)	2,084.90 (1,310.79,2,708.28)	0.97 (0.62,1.27)	0.32 (-0.49,1.14)	2,837,264.51 (1,989,456.63,3,865,511.93)	1,674.69 (1,177.72,2,284.52)	0.04 (0.01,0.07)
<b>Rwanda</b>	329,650.44	3,636.47	-0.06	59.44	1.11	-0.46	52,520.56	1,212.06	-0.18

	(296,054.63,366,919.76)	(3,301.58,4,019.44)	(-0.07,-0.04)	(34.02,91.34)	(0.57,1.69)	(-0.66,-0.26)	(37,370.22,69,826.73)	(837.38,1,654.70)	(-0.21,-0.14)
<b>Saint Kitts and Nevis</b>	2,476.43 (2,234.01,2,756.33)	3,591.88 (3,246.25,3,969.71)	-0.01 (-0.02,-0.01)	1.34 (0.77,2.11)	2.43 (1.40,3.77)	-0.78 (-0.99,-0.57)	544.39 (397.88,709.86)	1,584.02 (1,161.91,2,076.39)	0.12 (0.11,0.13)
<b>Saint Lucia</b>	7,491.70 (6,776.56,8,317.79)	3,633.53 (3,285.20,4,017.01)	-0.05 (-0.05,-0.05)	4.62 (3.22,6.66)	2.34 (1.62,3.36)	-0.47 (-0.61,-0.33)	1,573.39 (1,143.44,2,047.43)	1,581.70 (1,148.87,2,079.27)	0.13 (0.11,0.14)
<b>Saint Vincent and the Grenadines</b>	4,544.92 (4,107.89,5,020.98)	3,556.31 (3,224.00,3,924.97)	-0.00 (-0.00,0.00)	2.38 (1.54,3.51)	2.04 (1.31,2.98)	0.56 (0.3,0.81)	1,205.74 (868.06,1,583.78)	1,529.50 (1,105.89,2,010.70)	0.16 (0.15,0.18)
<b>Samoa</b>	9,361.56 (8,449.58,10,301.28)	5,236.72 (4,751.97,5,751.63)	-0.08 (-0.09,-0.07)	1.62 (0.95,2.34)	1.00 (0.59,1.39)	0.62 (0.56,0.69)	2,225.64 (1,593.65,2,930.28)	1,927.81 (1,393.87,2,548.36)	-0.03 (-0.04,-0.03)
<b>San Marino</b>	1,703.47 (1,554.47,1,875.19)	4,054.04 (3,682.31,4,470.15)	0.01 (-0.00,0.02)	0.48 (0.32,0.69)	0.65 (0.42,0.95)	0.34 (0.25,0.42)	585.95 (419.59,776.78)	2,099.89 (1,506.51,2,802.56)	0.01 (0,0.02)
<b>Sao Tome and Principe</b>	5,392.06 (4,840.72,6,003.40)	3,429.74 (3,119.57,3,778.25)	0.07 (0.06,0.07)	1.15 (0.71,1.52)	0.95 (0.60,1.25)	1.79 (1.6,1.98)	942.18 (673.30,1,252.25)	1,292.34 (921.17,1,728.07)	0.22 (0.2,0.23)
<b>Saudi Arabia</b>	1,539,218.03 (1,363,174.76,1,741,810.04)	4,275.12 (3,871.05,4,724.08)	0.05 (0.05,0.05)	224.66 (139.23,330.15)	0.78 (0.58,1.04)	1.12 (0.97,1.26)	157,284.76 (112,781.57,211,307.63)	1,742.02 (1,253.83,2,300.40)	0.47 (0.46,0.49)
<b>Senegal</b>	371,653.68 (334,012.04,413,732.55)	3,451.50 (3,138.11,3,807.95)	0.00 (-0.00,0.01)	67.03 (43.13,88.74)	0.82 (0.54,1.06)	0.75 (0.33,1.18)	55,419.04 (39,821.43,73,850.28)	1,284.76 (917.31,1,716.63)	0.16 (0.14,0.17)
<b>Serbia</b>	552,781.11 (499,947.48,613,941.39)	4,883.97 (4,390.83,5,438.93)	0.00 (-0.01,0.02)	153.33 (116.23,202.84)	1.10 (0.83,1.43)	0.95 (0.52,1.39)	163,553.41 (116,666.22,219,409.85)	1,570.03 (1,118.63,2,100.69)	0.12 (0.11,0.13)
<b>Seychelles</b>	5,205.67 (4,695.30,5,764.34)	4,518.05 (4,089.91,4,986.76)	-0.06 (-0.06,-0.06)	0.41 (0.28,0.49)	0.40 (0.26,0.48)	1.34 (1.14,1.53)	1,122.87 (807.54,1,498.19)	1,850.81 (1,334.88,2,441.40)	0.06 (0.04,0.08)
<b>Sierra Leone</b>	205,398.05 (183,911.92,229,500.77)	3,617.90 (3,273.74,4,001.97)	-0.05 (-0.06,-0.05)	33.74 (19.49,48.72)	0.77 (0.47,1.09)	1.06 (0.9,1.21)	31,597.49 (22,682.91,42,043.49)	1,282.33 (911.19,1,733.62)	-0.01 (-0.02,0)
<b>Singapore</b>	259,832.08 (236,029.67,287,156.01)	3,533.38 (3,211.38,3,869.57)	-0.06 (-0.09,-0.03)	40.77 (30.26,82.30)	0.56 (0.42,1.11)	-3.06 (-3.39,-2.74)	58,330.96 (42,124.66,78,364.07)	2,011.22 (1,433.24,2,688.26)	0.1 (0.08,0.11)
<b>Slovakia</b>	342,954.45 (310,147.30,384,649.49)	4,842.63 (4,370.44,5,408.01)	-0.05 (-0.06,-0.05)	46.11 (28.92,61.06)	0.54 (0.34,0.71)	2.18 (1.85,2.51)	85,372.50 (60,685.80,114,004.06)	1,540.60 (1,099.14,2,048.98)	0.07 (0.06,0.08)
<b>Slovenia</b>	135,304.11 (122,472.79,149,927.47)	4,734.44 (4,247.12,5,256.53)	-0.05 (-0.06,-0.04)	50.61 (26.56,70.65)	1.19 (0.65,1.65)	-0.9 (-1.21,-0.59)	34,031.71 (24,359.35,45,325.31)	1,521.17 (1,081.22,2,032.94)	0.05 (0.04,0.07)
<b>Solomon Islands</b>	24,438.20 (21,868.70,27,273.16)	5,044.29 (4,571.92,5,567.67)	0.06 (0.06,0.07)	5.32 (3.10,7.82)	1.20 (0.76,1.59)	1.24 (1.07,1.41)	3,571.19 (2,553.41,4,750.45)	1,797.53 (1,299.20,2,363.31)	0.18 (0.17,0.19)
<b>Somalia</b>	423,711.96	3,575.59	0.05	69.07	1.08	-0.07	47,784.38	1,209.76	0.05

	(376,513.65,476,678.38)	(3,230.27,3,959.84)	(0.04,0.05)	(40.17,113.52)	(0.54,1.78)	(-0.16,0.02)	(34,068.09,63,341.40)	(849.24,1,630.78)	(0.04,0.07)
<b>South Africa</b>	1,784,024.34 (1,624,557.18,1,971,336.06)	3,398.51 (3,103.76,3,742.43)	-0.15 (-0.16,-0.14)	914.81 (792.79,1,207.24)	2.09 (1.81,2.75)	-0.35 (-0.76,0.06)	379,424.82 (277,479.91,497,528.87)	1,425.12 (1,038.88,1,878.95)	-0.01 (-0.04,0.03)
<b>South Sudan</b>	215,330.53 (192,942.38,240,850.47)	3,595.29 (3,256.39,3,985.30)	0.04 (0.03,0.05)	31.80 (17.00,53.47)	0.92 (0.48,1.49)	-0.19 (-0.31,-0.07)	41,062.10 (29,267.59,54,627.86)	1,227.03 (861.58,1,656.24)	0.07 (0.05,0.09)
<b>Spain</b>	2,566,284.82 (2,321,945.77,2,859,885.95)	4,128.88 (3,728.73,4,564.05)	-0.33 (-0.39,-0.28)	1,374.42 (1,019.24,2,156.93)	1.20 (0.92,1.94)	-4.03 (-4.35,-3.71)	895,031.95 (645,300.31,1,177,684.49)	1,831.22 (1,297.97,2,442.09)	-0.2 (-0.28,-0.12)
<b>Sri Lanka</b>	1,081,946.86 (979,417.69,1,193,581.16)	4,438.76 (4,018.07,4,886.70)	0.07 (0.06,0.08)	75.24 (49.46,100.44)	0.33 (0.22,0.44)	0.19 (-0.23,0.61)	241,344.03 (170,402.12,322,666.22)	1,760.07 (1,250.71,2,355.64)	0.14 (0.13,0.15)
<b>Sudan</b>	1,233,421.74 (1,099,640.13,1,380,259.62)	4,120.64 (3,725.10,4,577.02)	0.02 (0.02,0.02)	170.71 (103.16,248.13)	0.74 (0.45,1.03)	1.68 (1.63,1.72)	191,312.84 (136,000.05,254,272.06)	1,628.91 (1,149.10,2,149.50)	0.3 (0.3,0.31)
<b>Suriname</b>	22,155.41 (20,010.61,24,535.52)	3,618.95 (3,282.06,4,008.70)	0.06 (0.05,0.06)	13.66 (10.59,17.78)	2.41 (1.87,3.12)	0.47 (0.05,0.89)	4,632.43 (3,325.62,6,172.64)	1,564.72 (1,147.37,2,044.56)	0.23 (0.2,0.26)
<b>Sweden</b>	545,216.62 (496,846.95,598,925.86)	4,181.78 (3,795.09,4,595.86)	0.00 (-0.02,0.03)	366.81 (242.05,484.50)	1.54 (1.05,2.07)	-0.21 (-0.46,0.05)	222,050.43 (161,097.69,292,146.76)	2,035.89 (1,472.32,2,692.11)	0.04 (0.02,0.06)
<b>Switzerland</b>	477,522.91 (436,762.08,524,286.83)	4,236.50 (3,843.77,4,648.97)	-0.29 (-0.31,-0.27)	322.41 (171.16,401.16)	1.55 (0.89,1.88)	-0.84 (-1.12,-0.55)	216,748.19 (158,146.75,281,358.37)	2,256.56 (1,627.63,2,974.48)	-0.42 (-0.51,-0.34)
<b>Syrian Arab Republic</b>	596,532.85 (535,103.40,662,530.82)	4,184.19 (3,773.95,4,610.85)	-0.06 (-0.06,-0.06)	37.97 (26.78,52.86)	0.32 (0.23,0.43)	0.67 (0.38,0.96)	122,738.75 (87,658.43,163,941.33)	1,548.62 (1,075.72,2,074.37)	-0.15 (-0.19,-0.12)
<b>Taiwan (Province of China)</b>	1,559,349.98 (1,426,350.21,1,717,178.77)	4,795.86 (4,387.25,5,254.15)	-0.38 (-0.43,-0.33)	495.54 (269.50,681.97)	1.36 (0.75,1.87)	0.69 (0.02,1.36)	395,275.12 (283,524.90,522,955.76)	1,946.61 (1,408.28,2,595.86)	-0.14 (-0.2,-0.09)
<b>Tajikistan</b>	293,477.68 (262,974.14,329,943.06)	3,853.10 (3,489.26,4,302.37)	-0.08 (-0.09,-0.07)	49.60 (37.73,63.12)	1.02 (0.76,1.28)	1.53 (1.19,1.87)	46,088.76 (32,809.06,61,013.07)	1,290.75 (908.29,1,718.62)	-0.02 (-0.03,-0.02)
<b>Thailand</b>	4,046,627.86 (3,656,777.48,4,474,851.10)	4,437.94 (4,007.05,4,904.42)	0.12 (0.11,0.13)	1,464.91 (1,008.51,1,991.15)	1.64 (1.13,2.23)	0.99 (0.69,1.28)	916,180.43 (666,350.13,1,204,149.22)	2,028.86 (1,467.65,2,658.44)	0.25 (0.23,0.26)
<b>Timor-Leste</b>	45,826.55 (41,158.68,50,862.54)	4,473.11 (4,026.39,4,939.93)	-0.12 (-0.12,-0.11)	6.16 (3.61,8.09)	0.67 (0.43,0.85)	1.76 (1.49,2.03)	8,135.02 (5,728.73,10,973.20)	1,654.88 (1,163.59,2,219.59)	0.03 (0,0.05)
<b>Togo</b>	206,939.94 (185,305.06,230,664.86)	3,603.42 (3,271.53,3,983.54)	0.03 (0.02,0.03)	37.18 (22.14,50.50)	0.90 (0.55,1.20)	1.02 (0.84,1.2)	26,020.62 (18,588.71,34,551.46)	1,350.37 (964.59,1,804.60)	0.19 (0.18,0.2)
<b>Tokelau</b>	68.23 (61.92,75.32)	5,108.83 (4,626.42,5,637.82)	-0.02 (-0.03,-0.00)	0.01 (0.01,0.02)	1.02 (0.58,1.46)	0.57 (0.52,0.63)	24.21 (17.46,31.97)	1,881.67 (1,368.13,2,479.24)	0.11 (0.09,0.13)
<b>Tonga</b>	4,597.76 (4,158.48,5,069.29)	5,189.91 (4,703.15,5,720.32)	0.00 (-0.0,0.01)	1.63 (1.18,2.18)	1.90 (1.39,2.54)	0.64 (0.43,0.85)	1,330.81 (958.03,1,754.89)	1,976.43 (1,433.92,2,586.83)	0.1 (0.08,0.11)



<b>Trinidad and Tobago</b>	59,926.42 (54,214.01,66,317.20)	3,598.79 (3,253.83,3,964.09)	-0.01 (-0.01,-0.01)	39.41 (27.45,66.35)	2.40 (1.67,3.98)	-0.22 (-0.49,0.06)	15,671.40 (11,500.56,20,385.19)	1,623.29 (1,182.79,2,117.78)	0.16 (0.14,0.19)
<b>Tunisia</b>	532,251.70 (480,470.70,590,134.61)	4,133.79 (3,733.55,4,575.87)	0.03 (0.02,0.03)	76.83 (48.62,105.30)	0.66 (0.41,0.90)	1.84 (1.72,1.97)	100,176.24 (71,828.93,133,215.54)	1,745.00 (1,258.11,2,306.24)	0.33 (0.32,0.33)
<b>Turkey</b>	4,197,375.96 (3,802,078.38,4,652,664.86)	4,578.67 (4,162.60,5,043.86)	-0.22 (-0.23,-0.20)	964.84 (752.28,1,243.25)	1.14 (0.89,1.48)	-0.82 (-1.21,-0.43)	918,238.86 (654,913.76,1,207,383.11)	1,937.77 (1,402.09,2,564.87)	-0.04 (-0.05,-0.03)
<b>Turkmenistan</b>	186,207.45 (167,124.83,207,845.55)	3,934.07 (3,556.20,4,370.72)	-0.04 (-0.05,-0.03)	9.71 (5.20,13.15)	0.26 (0.13,0.36)	2.26 (1.93,2.59)	32,816.61 (23,459.56,43,756.41)	1,337.91 (944.52,1,801.26)	0.1 (0.08,0.11)
<b>Tuvalu</b>	570.95 (516.78,629.15)	5,103.08 (4,628.23,5,619.30)	-0.03 (-0.03,-0.02)	0.11 (0.06,0.15)	1.06 (0.64,1.44)	0.29 (0.27,0.32)	144.96 (105.26,192.49)	1,875.79 (1,361.82,2,481.35)	0.07 (0.06,0.08)
<b>Uganda</b>	854,184.70 (761,086.05,954,687.55)	3,562.40 (3,223.35,3,952.81)	0.03 (0.02,0.03)	149.82 (90.05,221.26)	1.09 (0.58,1.62)	0.53 (0.43,0.62)	108,251.67 (76,557.92,143,990.63)	1,286.32 (904.15,1,722.82)	0.32 (0.3,0.34)
<b>Ukraine</b>	2,941,004.19 (2,658,743.73,3,256,849.03)	4,949.79 (4,472.19,5,453.97)	-0.02 (-0.02,-0.02)	275.05 (98.18,392.21)	0.39 (0.15,0.55)	3.86 (3.18,4.56)	977,738.72 (695,529.13,1,304,325.38)	1,593.42 (1,131.56,2,135.20)	0.1 (0.07,0.13)
<b>United Arab Emirates</b>	459,887.35 (396,324.81,534,869.43)	4,157.53 (3,750.29,4,592.45)	0.02 (0.01,0.03)	64.78 (39.23,101.97)	1.03 (0.60,1.46)	1.35 (0.87,1.83)	22,229.37 (15,778.50,29,480.86)	1,712.57 (1,240.76,2,269.38)	0.32 (0.31,0.33)
<b>United Kingdom</b>	3,912,763.88 (3,576,459.92,4,297,072.50)	4,652.87 (4,223.97,5,105.63)	-0.06 (-0.12,0.01)	3,426.67 (2,148.87,4,225.43)	2.47 (1.62,3.14)	-0.11 (-0.32,0.11)	1,683,501.72 (1,213,226.23,2,218,742.58)	2,313.74 (1,670.86,3,049.95)	-0.12 (-0.22,-0.02)
<b>United Republic of Tanzania</b>	1,298,024.87 (1,163,366.90,1,446,956.09)	3,512.65 (3,189.91,3,885.27)	-0.01 (-0.02,-0.00)	270.40 (151.84,429.26)	1.15 (0.59,1.84)	0.23 (0.14,0.31)	188,412.58 (135,494.48,249,850.88)	1,324.20 (945.95,1,761.01)	0.19 (0.17,0.2)
<b>United States of America</b>	21,943,777.86 (20,302,421.38,23,735,440.76)	5,471.08 (5,043.73,5,965.44)	-0.01 (-0.06,0.04)	10,850.65 (8,158.32,16,744.80)	1.99 (1.52,3.11)	-0.06 (-0.27,0.16)	8,883,958.56 (6,455,297.71,11,714,708.56)	3,330.59 (2,425.68,4,345.44)	0.2 (0.16,0.25)
<b>United States Virgin Islands</b>	4,927.25 (4,459.96,5,442.87)	3,625.33 (3,278.67,4,006.58)	0.03 (0.02,0.03)	3.54 (2.65,4.46)	2.65 (1.96,3.36)	0.44 (0.24,0.65)	1,539.81 (1,111.73,2,028.63)	1,628.68 (1,182.70,2,154.43)	0.21 (0.2,0.22)
<b>Uruguay</b>	146,554.72 (133,642.84,160,499.07)	3,591.05 (3,255.96,3,948.64)	0.16 (0.14,0.19)	57.55 (44.28,103.86)	1.02 (0.81,1.85)	-3.13 (-4.05,-2.2)	69,285.37 (49,487.04,91,821.10)	2,211.14 (1,586.59,2,926.77)	0.31 (0.27,0.35)
<b>Uzbekistan</b>	1,169,626.12 (1,052,025.42,1,310,050.69)	3,945.02 (3,581.78,4,380.18)	0.02 (0.02,0.02)	245.99 (178.31,373.87)	1.14 (0.86,1.84)	-0.02 (-0.55,0.5)	192,037.54 (137,864.23,254,390.24)	1,389.14 (994.47,1,842.67)	0.13 (0.1,0.16)
<b>Vanuatu</b>	12,523.17 (11,277.93,13,868.64)	5,390.74 (4,877.71,5,925.04)	0.08 (0.07,0.08)	1.92 (1.13,2.68)	0.93 (0.58,1.29)	1.37 (1.17,1.56)	1,817.91 (1,296.34,2,420.58)	1,936.89 (1,401.25,2,544.65)	0.16 (0.15,0.18)
<b>Venezuela (Bolivarian Republic of)</b>	1,085,522.23 (976,341.89,1,199,080.89)	3,638.76 (3,275.96,4,005.98)	-0.06 (-0.07,-0.05)	702.45 (473.51,1,126.48)	2.44 (1.64,3.93)	-0.21 (-1.13,0.72)	255,498.67 (185,954.55,335,235.47)	1,877.59 (1,371.69,2,458.39)	0.1 (0.07,0.13)



<b>Viet Nam</b>	4,860,150.23 (4,371,665.20,5,400,775.91)	4,684.22 (4,227.63,5,178.63)	0.12 (0.12,0.13)	768.49 (528.95,1,030.58)	0.85 (0.59,1.13)	1.58 (1.53,1.63)	839,557.18 (602,464.05,1,115,173.92)	1,853.75 (1,334.36,2,458.15)	0.32 (0.3,0.34)
<b>Yemen</b>	926,722.39 (826,793.66,1,038,865.58)	4,146.78 (3,739.91,4,585.79)	-0.09 (-0.09,-0.08)	102.90 (67.99,143.63)	0.66 (0.43,0.93)	1.7 (1.59,1.82)	114,756.69 (82,099.58,153,483.15)	1,593.17 (1,127.74,2,096.24)	0.14 (0.13,0.15)
<b>Zambia</b>	396,319.31 (352,550.22,442,982.38)	3,467.01 (3,136.20,3,848.21)	0.23 (0.22,0.24)	93.23 (59.90,124.16)	1.40 (0.84,1.87)	0.35 (0.25,0.46)	49,991.77 (35,958.66,66,030.09)	1,331.82 (960.87,1,770.08)	0.45 (0.44,0.47)
<b>Zimbabwe</b>	378,520.94 (337,805.73,422,342.83)	3,627.63 (3,284.65,4,033.58)	0.12 (0.1,0.13)	79.50 (49.98,123.36)	1.03 (0.66,1.55)	1.3 (0.93,1.67)	78,500.63 (56,360.64,104,814.55)	1,411.83 (1,015.34,1,871.83)	0.18 (0.17,0.19)

For peer review only

**Table S8.** The numbers (2019), ASRs per 100,000 (2019), and AAPCs (1990-2019) in incidence, death and DALY for RA in 204 countries.

Characteristic	Incident cases			Deaths			DALYs		
	Numbers (95% UI)	ASIR (95% UI)	AAPC (95% CI)	Numbers (95% UI)	ASDR (95% UI)	AAPC (95% CI)	Numbers (95% UI)	Age-standardized DALYs rate (95% UI)	AAPC (95% CI)
<b>Afghanistan</b>	1,337.71 (1,138.17,1,585.98)	4.40 (3.85,5.07)	0.39 (0.36,0.42)	21.22 (12.46,31.20)	0.19 (0.11,0.27)	1.37 (1.25,1.49)	3,204.56 (2,238.41,4,278.77)	15.80 (11.45,20.78)	0.63 (0.58,0.67)
<b>Albania</b>	276.81 (241.12,314.35)	8.69 (7.57,9.93)	1.19 (1.16,1.22)	8.70 (4.49,12.75)	0.21 (0.11,0.31)	3.8 (3.31,4.28)	954.98 (683.95,1,256.49)	25.99 (18.48,34.31)	1.49 (1.38,1.6)
<b>Algeria</b>	2,293.76 (1,982.58,2,669.86)	5.24 (4.55,6.05)	0.96 (0.91,1)	25.39 (14.47,37.25)	0.08 (0.05,0.12)	0.3 (0.15,0.45)	6,391.45 (4,425.62,8,496.22)	15.69 (11.02,20.76)	0.84 (0.79,0.89)
<b>American Samoa</b>	2.71 (2.32,3.17)	4.87 (4.18,5.64)	0.25 (0.2,0.29)	0.07 (0.05,0.10)	0.15 (0.10,0.22)	1.55 (0.89,2.21)	8.95 (6.36,11.89)	17.12 (12.25,22.68)	0.51 (0.39,0.63)
<b>Andorra</b>	18.90 (16.47,21.78)	16.32 (14.42,18.62)	0.38 (0.32,0.45)	0.22 (0.11,0.34)	0.16 (0.08,0.24)	-0.82 (-0.98,-0.65)	50.24 (35.30,68.59)	40.19 (28.33,54.97)	0.27 (0.22,0.33)
<b>Angola</b>	2,262.77 (1,997.37,2,608.07)	11.68 (10.37,13.19)	0.77 (0.73,0.8)	56.19 (32.02,79.77)	0.62 (0.36,0.87)	-0.77 (-0.94,-0.6)	5,597.19 (4,109.40,7,382.98)	38.36 (28.82,49.88)	0.09 (-0.12,0.31)
<b>Antigua and Barbuda</b>	11.87 (10.44,13.50)	12.04 (10.69,13.63)	0.76 (0.74,0.78)	0.46 (0.30,0.65)	0.55 (0.35,0.76)	0.56 (0.05,1.06)	38.12 (27.86,49.91)	37.33 (27.47,48.84)	0.65 (0.51,0.79)
<b>Argentina</b>	5,588.33 (5,004.74,6,262.88)	11.63 (10.40,13.06)	0.59 (0.52,0.66)	230.89 (160.77,356.94)	0.43 (0.30,0.65)	-1.97 (-2.46,-1.47)	19,620.88 (14,733.99,25,177.71)	38.89 (29.08,50.11)	0.33 (0.26,0.41)
<b>Armenia</b>	276.93 (242.77,314.95)	8.22 (7.23,9.43)	1.04 (0.97,1.12)	7.77 (2.94,10.99)	0.19 (0.07,0.27)	4.29 (3.63,4.96)	997.24 (698.11,1,340.09)	26.17 (18.30,35.28)	1.41 (1.26,1.57)
<b>Australia</b>	6,608.61 (5,898.45,7,383.00)	20.56 (18.26,23.09)	0.36 (0.27,0.45)	244.94 (167.17,330.29)	0.54 (0.37,0.74)	-1.97 (-2.14,-1.8)	18,831.32 (13,947.22,24,197.66)	51.55 (37.82,66.76)	-0.21 (-0.28,-0.14)
<b>Austria</b>	1,444.85 (1,296.63,1,604.57)	13.00 (11.60,14.66)	0.16 (0.06,0.26)	53.43 (40.44,93.49)	0.27 (0.21,0.47)	-2.66 (-3.15,-2.18)	5,032.81 (3,685.16,6,570.04)	37.16 (26.83,49.10)	-0.45 (-0.58,-0.31)
<b>Azerbaijan</b>	793.74 (673.87,931.31)	6.91 (5.94,8.03)	0.76 (0.67,0.85)	6.17 (4.30,7.92)	0.08 (0.06,0.10)	2.56 (2.34,2.77)	2,287.67 (1,565.92,3,175.58)	20.16 (14.07,27.70)	0.83 (0.73,0.94)
<b>Bahamas</b>	46.63 (40.61,53.63)	11.31 (9.95,12.93)	0.56 (0.53,0.59)	1.60 (1.12,2.57)	0.49 (0.34,0.78)	-0.56 (-1.2,0.09)	155.14 (111.62,206.73)	37.42 (27.29,49.55)	0.28 (0.15,0.4)
<b>Bahrain</b>	154.63 (132.49,181.51)	8.06 (7.08,9.21)	1.2 (1.14,1.27)	2.77 (1.41,3.83)	0.37 (0.21,0.48)	2.58 (1.68,3.48)	421.40 (301.84,562.92)	27.62 (20.44,35.73)	1.3 (1.08,1.53)
<b>Bangladesh</b>	30,925.95 (27,483.03,34,942.75)	20.95 (18.66,23.49)	1.24 (1.19,1.29)	934.33 (594.71,1,308.86)	0.85 (0.54,1.18)	-0.54 (-1.18,0.11)	73,226.40 (54,470.30,96,824.93)	53.21 (39.96,69.81)	0.64 (0.49,0.79)
<b>Barbados</b>	54.68 (48.84,61.17)	15.05 (13.39,17.04)	0.67 (0.65,0.7)	3.71 (2.55,5.96)	0.77 (0.53,1.22)	-0.04 (-0.28,0.21)	207.31 (151.66,269.32)	48.95 (35.63,64.18)	0.47 (0.36,0.58)
<b>Belarus</b>	655.49 (563.75,758.67)	6.17 (5.33,7.14)	0.88 (0.85,0.92)	16.23 (6.56,23.96)	0.10 (0.04,0.15)	2.33 (2.1,2.56)	2,590.73 (1,804.15,3,557.11)	19.47 (13.47,26.70)	0.96 (0.88,1.04)
<b>Belgium</b>	2,144.10 (1,926.47,2,384.22)	14.71 (13.15,16.64)	0.42 (0.37,0.48)	72.36 (47.09,95.14)	0.28 (0.19,0.38)	-2.04 (-2.25,-1.83)	6,788.13 (4,997.20,8,859.57)	39.18 (28.20,52.18)	-0.03 (-0.1,0.04)
<b>Belize</b>	46.68	11.72	0.79	1.19	0.48	0.01	133.07	38.59	0.65

	(40.36,53.66)	(10.31,13.34)	(0.77,0.82)	(0.79,1.84)	(0.32,0.71)	(-0.32,0.34)	(97.27,175.71)	(28.53,50.51)	(0.55,0.74)
<b>Benin</b>	356.47 (308.47,416.90)	4.83 (4.24,5.53)	0.52 (0.51,0.53)	9.00 (5.61,13.34)	0.22 (0.14,0.33)	0.67 (0.51,0.83)	814.48 (573.77,1,082.03)	13.35 (9.73,17.44)	0.61 (0.53,0.68)
<b>Bermuda</b>	9.72 (8.51,11.08)	12.27 (10.66,14.14)	0.92 (0.89,0.95)	0.44 (0.24,0.66)	0.31 (0.17,0.46)	-1.52 (-1.7,-1.33)	35.42 (25.34,46.93)	35.68 (25.16,47.51)	0.5 (0.45,0.56)
<b>Bhutan</b>	139.43 (123.97,158.28)	20.60 (18.47,22.93)	1.35 (1.26,1.44)	4.89 (2.99,8.31)	1.06 (0.65,1.78)	0.23 (0.18,0.27)	341.72 (247.41,456.58)	56.15 (40.70,74.92)	0.94 (0.87,1)
<b>Bolivia (Plurinational State of)</b>	1,563.96 (1,396.97,1,779.46)	14.38 (12.91,16.22)	1.19 (1.16,1.22)	75.85 (49.35,101.56)	1.05 (0.71,1.39)	0.13 (0.04,0.22)	4,951.72 (3,678.60,6,424.89)	51.65 (39.30,65.88)	0.84 (0.79,0.9)
<b>Bosnia and Herzegovina</b>	562.41 (495.31,629.34)	13.12 (11.69,14.64)	0.95 (0.82,1.08)	18.57 (10.49,24.87)	0.33 (0.18,0.45)	0.45 (-0.3,1.22)	1,930.56 (1,413.04,2,520.25)	37.70 (27.47,49.64)	0.87 (0.79,0.95)
<b>Botswana</b>	363.27 (317.90,415.70)	16.39 (14.45,18.36)	0.79 (0.72,0.86)	9.05 (5.73,13.05)	0.76 (0.47,1.08)	-0.15 (-0.34,0.04)	950.12 (703.50,1,246.20)	54.13 (40.84,69.97)	0.46 (0.38,0.54)
<b>Brazil</b>	27,906.76 (24,836.46,31,327.13)	11.98 (10.71,13.39)	0.21 (0.18,0.23)	621.46 (422.99,912.53)	0.27 (0.18,0.40)	-0.46 (-0.58,-0.34)	103,504.87 (75,336.62,133,453.79)	42.60 (31.08,54.68)	0.2 (0.18,0.22)
<b>Brunei Darussalam</b>	50.34 (43.76,58.27)	10.74 (9.56,12.15)	0.57 (0.54,0.6)	0.99 (0.71,1.37)	0.43 (0.28,0.62)	-0.64 (-0.94,-0.34)	130.27 (94.39,173.49)	33.11 (24.60,42.63)	0.22 (0.08,0.36)
<b>Bulgaria</b>	540.21 (467.54,621.18)	6.74 (5.84,7.81)	0.44 (0.4,0.48)	18.25 (11.40,25.36)	0.12 (0.08,0.17)	1.64 (0.64,2.66)	2,165.95 (1,539.16,2,907.14)	20.33 (14.22,27.20)	0.52 (0.38,0.65)
<b>Burkina Faso</b>	628.65 (542.81,731.88)	4.59 (4.02,5.24)	0.5 (0.47,0.53)	16.32 (10.41,23.18)	0.22 (0.14,0.32)	0.4 (0.22,0.57)	1,470.10 (1,055.62,1,924.24)	13.15 (9.66,17.07)	0.51 (0.42,0.61)
<b>Burundi</b>	1,046.90 (935.03,1,179.99)	15.27 (13.74,16.95)	0.52 (0.42,0.61)	17.24 (8.71,26.67)	0.50 (0.23,0.75)	-0.97 (-1.13,-0.81)	2,175.74 (1,578.05,2,898.98)	39.66 (29.08,52.90)	0.05 (-0.01,0.1)
<b>Cabo Verde</b>	21.90 (18.75,25.53)	4.19 (3.63,4.84)	0.78 (0.75,0.81)	0.69 (0.30,1.17)	0.19 (0.08,0.32)	1.35 (1.21,1.5)	57.81 (39.07,78.37)	12.52 (8.51,16.78)	0.84 (0.76,0.91)
<b>Cambodia</b>	831.58 (728.75,961.96)	5.19 (4.58,5.93)	0.59 (0.56,0.62)	24.62 (15.46,32.99)	0.24 (0.15,0.32)	1.24 (1.18,1.29)	2,499.67 (1,835.09,3,300.10)	17.96 (13.48,23.43)	0.7 (0.65,0.74)
<b>Cameroon</b>	960.12 (832.39,1,124.14)	5.29 (4.64,6.07)	0.57 (0.54,0.6)	23.55 (12.85,37.58)	0.25 (0.14,0.39)	0.86 (0.73,0.98)	2,187.52 (1,513.72,2,918.46)	14.74 (10.41,19.32)	0.68 (0.61,0.75)
<b>Canada</b>	11,666.96 (11,143.15,12,146.70)	22.58 (21.72,23.39)	0.87 (0.84,0.9)	324.71 (177.48,408.88)	0.44 (0.25,0.55)	-1.11 (-1.34,-0.87)	31,065.03 (22,873.44,39,974.29)	53.68 (39.19,69.38)	0.42 (0.34,0.49)
<b>Central African Republic</b>	374.76 (331.70,425.62)	9.85 (8.79,11.00)	0.05 (0.03,0.08)	12.99 (7.83,18.80)	0.71 (0.41,1.02)	-0.92 (-1,-0.84)	1,060.42 (781.80,1,371.21)	37.54 (27.80,48.72)	-0.45 (-0.58,-0.33)
<b>Chad</b>	382.76 (331.55,442.33)	4.50 (3.94,5.10)	0.43 (0.41,0.45)	10.40 (6.22,15.92)	0.22 (0.13,0.34)	0.75 (0.62,0.89)	890.71 (642.21,1,185.36)	12.65 (9.20,16.57)	0.51 (0.49,0.54)
<b>Chile</b>	4,569.23 (4,122.72,5,066.06)	20.96 (18.91,23.47)	1.26 (1.23,1.28)	180.12 (112.24,253.47)	0.75 (0.47,1.06)	0.41 (0.23,0.58)	14,399.66 (10,624.91,18,512.99)	62.20 (45.85,79.97)	1.05 (0.99,1.11)
<b>China</b>	222,509.15 (198,117.81,247,767.87)	11.74 (10.59,12.96)	0.08 (0.05,0.11)	10,833.52 (8,169.78,12,815.40)	0.63 (0.46,0.74)	0.17 (-0.3,0.63)	774,272.09 (588,395.27,980,702.35)	39.47 (30.27,49.98)	0.03 (-0.13,0.18)
<b>Colombia</b>	7,175.49 (6,431.31,8,025.90)	14.04 (12.55,15.76)	0.81 (0.78,0.84)	254.16 (174.27,402.83)	0.47 (0.32,0.75)	-1.51 (-1.98,-1.04)	24,488.37 (17,981.78,31,969.98)	46.90 (34.41,61.20)	0.15 (-0.15,0.44)

<b>Comoros</b>	105.78 (94.76,118.13)	17.79 (15.86,19.78)	0.71 (0.66,0.76)	2.15 (0.87,3.35)	0.51 (0.20,0.79)	-0.48 (-0.8,-0.16)	234.97 (170.77,311.97)	44.81 (32.51,59.59)	0.39 (0.33,0.45)
<b>Congo</b>	502.93 (440.40,576.37)	11.66 (10.34,13.09)	0.57 (0.53,0.61)	16.37 (7.76,24.32)	0.75 (0.38,1.06)	-1.01 (-1.21,-0.81)	1,365.81 (963.88,1,807.22)	41.45 (29.66,53.85)	-0.23 (-0.38,-0.08)
<b>Cook Islands</b>	0.92 (0.79,1.06)	5.05 (4.31,5.92)	0.62 (0.57,0.67)	0.02 (0.01,0.02)	0.06 (0.02,0.09)	0.96 (0.86,1.06)	3.27 (2.23,4.44)	15.54 (10.51,21.22)	0.64 (0.61,0.67)
<b>Costa Rica</b>	1,093.13 (979.14,1,218.51)	21.07 (18.86,23.48)	0.92 (0.9,0.94)	41.65 (26.83,65.62)	0.81 (0.52,1.27)	1.25 (0.81,1.69)	3,434.58 (2,546.73,4,402.02)	65.83 (48.87,84.40)	1.03 (0.93,1.13)
<b>Croatia</b>	702.29 (621.17,793.16)	12.97 (11.49,14.74)	0.85 (0.81,0.88)	39.72 (20.89,54.40)	0.43 (0.23,0.58)	3.02 (2.32,3.73)	2,804.09 (2,067.89,3,609.72)	39.78 (29.08,51.55)	1.09 (0.92,1.25)
<b>Cuba</b>	1,610.28 (1,418.01,1,817.81)	12.28 (10.78,13.98)	0.84 (0.81,0.86)	69.51 (44.03,115.71)	0.35 (0.22,0.58)	-0.6 (-1.19,0)	6,389.33 (4,638.99,8,273.38)	39.98 (28.80,52.24)	0.49 (0.37,0.62)
<b>Cyprus</b>	367.98 (328.09,417.06)	21.63 (19.31,24.50)	0.83 (0.8,0.86)	12.35 (6.71,16.16)	0.65 (0.34,0.84)	-1.67 (-2.06,-1.27)	1,020.67 (752.26,1,316.35)	55.82 (40.63,72.56)	0.15 (-0.04,0.35)
<b>Czechia</b>	1,177.51 (1,009.15,1,355.13)	9.48 (8.25,10.78)	0.71 (0.65,0.76)	32.48 (17.10,43.47)	0.15 (0.08,0.20)	-0.53 (-1.13,0.07)	4,382.21 (3,104.59,5,801.98)	27.60 (19.23,36.60)	0.44 (0.33,0.55)
<b>Côte d'Ivoire</b>	815.64 (698.71,959.35)	4.91 (4.27,5.60)	0.45 (0.42,0.48)	15.68 (9.72,23.31)	0.20 (0.13,0.30)	0.5 (0.37,0.63)	1,764.20 (1,251.29,2,335.31)	13.07 (9.60,17.13)	0.53 (0.47,0.6)
<b>Democratic People's Republic of Korea</b>	3,108.59 (2,732.42,3,529.33)	9.86 (8.72,11.08)	-0.36 (-0.38,-0.33)	220.74 (133.86,368.00)	0.73 (0.44,1.20)	1.22 (1.12,1.31)	13,057.96 (9,347.64,17,309.18)	40.57 (29.09,53.78)	0.21 (0.17,0.25)
<b>Democratic Republic of the Congo</b>	5,911.84 (5,182.51,6,751.92)	10.09 (8.93,11.47)	0.39 (0.28,0.5)	195.95 (91.90,291.26)	0.64 (0.31,0.95)	-0.74 (-0.82,-0.66)	15,830.09 (11,440.96,20,736.14)	35.34 (25.24,45.85)	-0.08 (-0.23,0.07)
<b>Denmark</b>	1,778.11 (1,618.40,1,960.11)	20.66 (18.87,22.97)	0.51 (0.49,0.54)	86.49 (55.16,116.91)	0.68 (0.45,0.94)	-0.18 (-0.59,0.23)	5,204.15 (3,946.14,6,688.75)	52.52 (39.06,68.01)	0.26 (0.17,0.34)
<b>Djibouti</b>	179.72 (159.46,203.64)	19.11 (17.11,21.32)	0.67 (0.62,0.73)	2.29 (1.12,3.61)	0.55 (0.24,0.85)	-0.24 (-0.4,-0.09)	350.23 (249.10,467.77)	48.64 (35.13,64.38)	0.49 (0.39,0.59)
<b>Dominica</b>	8.58 (7.71,9.63)	11.13 (9.94,12.60)	0.36 (0.33,0.39)	0.56 (0.41,0.74)	0.63 (0.46,0.82)	0 (-0.16,0.15)	29.87 (22.49,38.53)	36.30 (26.88,47.11)	0.15 (0.1,0.21)
<b>Dominican Republic</b>	877.97 (751.24,1,041.21)	8.01 (6.87,9.41)	0.82 (0.81,0.83)	42.74 (17.92,63.70)	0.55 (0.22,0.83)	-1.49 (-2.23,-0.75)	2,716.36 (1,942.42,3,603.71)	27.00 (19.47,35.69)	0.29 (0.15,0.43)
<b>Ecuador</b>	3,060.30 (2,733.22,3,458.54)	18.00 (16.19,20.23)	1.31 (1.29,1.32)	136.30 (99.69,201.51)	1.06 (0.77,1.59)	-0.3 (-0.6,0)	9,306.68 (6,807.11,11,922.46)	58.82 (43.61,74.98)	0.78 (0.64,0.92)
<b>Egypt</b>	4,763.42 (4,071.48,5,604.62)	4.91 (4.20,5.70)	0.96 (0.88,1.03)	27.75 (14.60,44.52)	0.05 (0.03,0.08)	-0.01 (-0.49,0.48)	12,078.37 (7,915.53,16,782.58)	14.19 (9.41,19.49)	0.83 (0.76,0.89)
<b>El Salvador</b>	740.62 (646.97,852.46)	11.89 (10.42,13.66)	1.07 (1.02,1.11)	18.32 (12.91,26.41)	0.28 (0.20,0.41)	-1.02 (-1.68,-0.35)	2,155.77 (1,520.33,2,884.40)	35.75 (25.11,47.93)	0.62 (0.39,0.85)
<b>Equatorial Guinea</b>	110.57 (96.57,127.84)	12.33 (10.92,13.97)	1.38 (1.3,1.45)	2.57 (1.31,4.09)	0.65 (0.35,1.00)	-0.82 (-1,-0.63)	255.75 (181.05,342.77)	39.98 (28.86,52.86)	0.27 (0.19,0.35)
<b>Eritrea</b>	743.38 (660.99,840.33)	17.44 (15.51,19.50)	0.82 (0.77,0.88)	12.62 (5.64,19.58)	0.66 (0.25,1.02)	0.3 (0.19,0.42)	1,495.89 (1,082.88,1,973.17)	46.55 (33.69,61.04)	0.56 (0.42,0.7)
<b>Estonia</b>	257.26	16.91	0.69	11.98	0.46	-2.55	1,097.94	54.04	-0.36

	(235.14,279.46)	(15.45,18.42)	(0.62,0.75)	(7.60,17.99)	(0.30,0.68)	(-3.06,-2.04)	(813.90,1,395.33)	(39.71,69.46)	(-0.51,-0.2)
<b>Eswatini</b>	156.31 (138.50,177.39)	16.51 (14.82,18.31)	0.33 (0.24,0.42)	3.86 (2.43,5.75)	0.77 (0.48,1.12)	0.13 (-0.13,0.4)	407.34 (295.79,533.09)	55.63 (40.68,72.03)	0.25 (0.1,0.39)
<b>Ethiopia</b>	9,327.30 (8,369.70,10,358.73)	15.19 (13.61,16.84)	0.2 (0.14,0.25)	166.03 (75.46,253.41)	0.50 (0.22,0.75)	-1.48 (-1.61,-1.35)	19,289.54 (14,088.42,25,762.97)	39.32 (28.56,52.40)	-0.4 (-0.48,-0.33)
<b>Fiji</b>	37.78 (31.75,44.77)	4.04 (3.41,4.79)	0.33 (0.24,0.42)	0.36 (0.24,0.53)	0.05 (0.04,0.08)	-0.13 (-0.45,0.19)	112.34 (77.41,154.54)	12.56 (8.74,17.24)	0.24 (0.15,0.34)
<b>Finland</b>	2,237.85 (2,054.94,2,440.47)	27.89 (25.50,30.76)	0.37 (0.29,0.46)	91.91 (52.61,112.60)	0.68 (0.39,0.82)	-1.52 (-1.9,-1.13)	6,884.37 (5,109.82,8,842.70)	69.48 (50.79,89.94)	-0.23 (-0.37,-0.09)
<b>France</b>	11,644.49 (10,369.87,13,076.92)	13.70 (12.15,15.43)	0.53 (0.48,0.58)	440.80 (231.73,573.06)	0.27 (0.16,0.35)	-2.09 (-2.24,-1.93)	37,135.90 (26,863.45,49,096.30)	36.51 (26.02,48.06)	0.03 (-0.06,0.12)
<b>Gabon</b>	184.05 (163.02,210.64)	12.29 (10.93,13.92)	0.76 (0.72,0.79)	6.00 (3.52,8.43)	0.67 (0.40,0.95)	-0.95 (-1.13,-0.78)	496.56 (364.80,646.39)	40.38 (30.05,51.80)	0.01 (-0.1,0.11)
<b>Gambia</b>	66.43 (57.53,77.76)	4.75 (4.12,5.46)	0.46 (0.43,0.49)	2.19 (1.27,3.43)	0.25 (0.15,0.40)	1.39 (1,1.78)	160.32 (115.54,214.32)	13.69 (9.99,18.07)	0.84 (0.69,0.99)
<b>Georgia</b>	313.69 (264.97,364.25)	7.73 (6.58,8.94)	0.34 (0.23,0.45)	6.39 (2.33,9.21)	0.11 (0.04,0.15)	4.17 (3.53,4.82)	1,102.28 (776.09,1,487.73)	22.82 (15.91,30.84)	0.54 (0.44,0.65)
<b>Germany</b>	13,102.52 (11,572.97,14,681.59)	12.18 (10.72,13.90)	0.3 (0.24,0.35)	507.75 (333.82,657.02)	0.24 (0.16,0.30)	-2.56 (-2.95,-2.16)	46,025.47 (33,861.88,60,915.22)	34.13 (24.55,45.90)	-0.13 (-0.23,-0.03)
<b>Ghana</b>	1,151.52 (987.74,1,354.85)	5.10 (4.38,5.94)	0.82 (0.76,0.87)	19.89 (12.79,29.24)	0.17 (0.11,0.25)	1.74 (1.47,2)	2,458.59 (1,715.24,3,353.34)	12.76 (9.13,16.92)	0.94 (0.87,1.01)
<b>Greece</b>	1,422.52 (1,261.56,1,615.32)	11.50 (10.24,12.91)	0.38 (0.34,0.43)	44.22 (30.55,68.75)	0.16 (0.10,0.23)	1.85 (0.23,3.5)	5,110.71 (3,628.73,6,803.00)	32.35 (23.02,43.57)	0.48 (0.31,0.65)
<b>Greenland</b>	10.61 (9.47,11.82)	15.04 (13.63,16.78)	1.23 (1.2,1.25)	0.32 (0.24,0.41)	0.50 (0.38,0.63)	2.03 (1.21,2.85)	29.86 (22.34,38.93)	41.89 (31.44,54.39)	1.48 (1.25,1.71)
<b>Grenada</b>	8.98 (7.75,10.33)	8.09 (7.01,9.33)	0.82 (0.78,0.86)	0.20 (0.13,0.33)	0.23 (0.15,0.38)	0.69 (0.36,1.02)	27.84 (19.18,36.97)	24.67 (17.19,32.69)	0.72 (0.66,0.77)
<b>Guam</b>	8.35 (7.06,9.83)	4.85 (4.11,5.71)	0.27 (0.23,0.32)	0.16 (0.11,0.24)	0.08 (0.06,0.13)	1.81 (1.03,2.6)	28.64 (19.54,38.63)	15.74 (10.70,21.30)	0.43 (0.35,0.5)
<b>Guatemala</b>	2,270.70 (1,998.03,2,612.02)	14.95 (13.31,16.83)	1.39 (1.35,1.43)	80.30 (36.21,112.05)	0.82 (0.34,1.15)	2.04 (1.28,2.8)	6,430.99 (4,795.54,8,386.78)	49.55 (36.51,64.69)	1.61 (1.36,1.85)
<b>Guinea</b>	365.03 (315.79,425.65)	4.77 (4.17,5.51)	0.48 (0.46,0.51)	11.05 (6.57,17.67)	0.23 (0.14,0.37)	0.78 (0.68,0.88)	880.95 (638.24,1,150.32)	13.47 (9.90,17.51)	0.58 (0.56,0.61)
<b>Guinea-Bissau</b>	53.10 (45.77,62.11)	4.56 (4.00,5.18)	0.4 (0.38,0.42)	1.59 (0.92,2.44)	0.29 (0.16,0.44)	1.01 (0.88,1.13)	128.93 (93.29,168.63)	14.22 (10.37,18.53)	0.62 (0.56,0.68)
<b>Guyana</b>	60.21 (52.06,69.81)	7.71 (6.71,8.87)	0.82 (0.78,0.87)	1.31 (0.91,2.01)	0.27 (0.18,0.39)	4.09 (3.3,4.89)	179.78 (127.44,235.82)	24.91 (17.99,32.38)	1.28 (1.17,1.39)
<b>Haiti</b>	1,236.94 (1,080.03,1,416.80)	10.95 (9.70,12.32)	0.71 (0.66,0.77)	30.81 (17.33,45.10)	0.58 (0.34,0.83)	-0.81 (-0.9,-0.72)	3,471.75 (2,468.98,4,560.95)	37.93 (27.34,48.92)	0.32 (0.24,0.4)
<b>Honduras</b>	2,091.97 (1,878.43,2,330.62)	25.06 (22.49,27.68)	0.99 (0.95,1.02)	85.51 (46.97,116.18)	1.62 (0.90,2.15)	0.97 (0.62,1.32)	6,266.99 (4,646.27,8,048.07)	90.15 (66.48,114.15)	0.9 (0.76,1.03)



<b>Hungary</b>	1,388.68 (1,256.42,1,531.89)	11.62 (10.53,12.85)	0.43 (0.38,0.47)	59.02 (38.87,89.19)	0.30 (0.20,0.46)	-2.56 (-2.98,-2.13)	5,463.83 (4,000.44,7,079.96)	35.46 (25.55,46.08)	-0.43 (-0.54,-0.33)
<b>Iceland</b>	53.71 (47.53,60.01)	13.33 (11.76,15.17)	0.28 (0.22,0.33)	1.52 (1.02,2.14)	0.25 (0.18,0.37)	-1.48 (-1.76,-1.2)	169.15 (121.69,223.85)	37.07 (26.55,49.56)	-0.03 (-0.1,0.05)
<b>India</b>	222,903.67 (201,190.54,246,448.06)	17.40 (15.70,19.20)	0.18 (0.18,0.19)	12,359.95 (8,150.57,16,252.30)	1.34 (0.88,1.76)	-0.07 (-0.76,0.63)	608,654.23 (471,555.30,762,236.77)	52.52 (40.78,65.17)	0.14 (-0.15,0.44)
<b>Indonesia</b>	11,396.00 (10,134.39,12,824.95)	4.07 (3.63,4.55)	0.04 (0.02,0.05)	391.71 (215.87,513.05)	0.22 (0.12,0.28)	1.89 (1.83,1.95)	37,364.49 (27,864.69,48,180.48)	14.83 (11.16,18.89)	0.42 (0.39,0.45)
<b>Iran (Islamic Republic of)</b>	4,684.21 (4,127.72,5,302.60)	5.04 (4.47,5.64)	0.26 (0.23,0.29)	83.45 (35.69,107.34)	0.12 (0.05,0.16)	0.33 (0.13,0.53)	15,365.80 (10,876.54,20,208.52)	17.31 (12.37,22.67)	0.32 (0.28,0.35)
<b>Iraq</b>	2,057.12 (1,767.23,2,418.99)	5.03 (4.34,5.80)	0.8 (0.71,0.89)	25.24 (17.73,38.45)	0.13 (0.09,0.19)	0.98 (0.74,1.22)	5,247.80 (3,609.75,7,184.54)	16.09 (11.34,21.81)	0.75 (0.7,0.81)
<b>Ireland</b>	1,895.36 (1,696.50,2,098.83)	30.03 (26.97,33.31)	0.56 (0.52,0.61)	63.05 (39.85,78.38)	0.81 (0.51,1.01)	-1.72 (-1.92,-1.51)	5,146.97 (3,811.29,6,582.02)	74.84 (55.16,96.37)	-0.12 (-0.29,0.06)
<b>Israel</b>	1,097.02 (966.52,1,254.92)	11.43 (9.99,13.08)	0.62 (0.6,0.65)	28.19 (19.30,40.30)	0.23 (0.15,0.32)	0.23 (-0.11,0.58)	3,229.82 (2,299.93,4,280.12)	31.75 (22.33,42.39)	0.57 (0.52,0.62)
<b>Italy</b>	12,476.51 (11,195.92,13,935.44)	13.81 (12.40,15.31)	-0.04 (-0.05,-0.02)	634.78 (448.41,962.69)	0.37 (0.26,0.55)	-1.06 (-1.21,-0.9)	39,605.02 (29,588.00,50,839.88)	35.78 (26.41,46.35)	-0.31 (-0.34,-0.29)
<b>Jamaica</b>	275.73 (240.08,318.72)	9.12 (8.00,10.53)	0.75 (0.69,0.8)	14.65 (8.78,34.77)	0.41 (0.25,0.96)	1.03 (0.38,1.68)	927.94 (656.11,1,268.08)	30.43 (21.47,41.35)	0.86 (0.71,1.01)
<b>Japan</b>	26,450.32 (23,575.50,29,570.81)	14.81 (13.23,16.41)	-0.12 (-0.22,-0.02)	1,568.82 (842.45,1,909.35)	0.37 (0.22,0.45)	-2.86 (-3.03,-2.69)	98,687.02 (73,542.04,126,828.88)	39.67 (29.42,51.46)	-0.7 (-0.82,-0.57)
<b>Jordan</b>	585.84 (499.27,693.02)	5.04 (4.33,5.90)	1.03 (0.9,1.16)	4.80 (3.53,7.28)	0.08 (0.06,0.13)	-0.4 (-0.75,-0.05)	1,487.28 (996.70,2,044.12)	15.46 (10.55,20.81)	0.8 (0.73,0.88)
<b>Kazakhstan</b>	4,821.68 (4,373.54,5,334.85)	25.50 (23.45,28.01)	0.98 (0.9,1.05)	28.01 (5.55,39.93)	0.19 (0.03,0.28)	6.37 (5.13,7.63)	10,146.45 (7,065.91,13,762.34)	56.89 (39.76,76.63)	1.19 (1.07,1.31)
<b>Kenya</b>	5,879.74 (5,271.96,6,550.85)	17.93 (16.06,19.92)	-0.08 (-0.09,-0.07)	98.41 (46.31,145.78)	0.61 (0.25,0.90)	0.58 (0.49,0.67)	11,926.10 (8,748.00,15,540.52)	46.21 (34.06,59.78)	0.06 (0.03,0.08)
<b>Kiribati</b>	4.04 (3.41,4.80)	3.47 (2.96,4.10)	0.24 (0.18,0.3)	0.09 (0.04,0.14)	0.14 (0.06,0.21)	0.76 (0.59,0.94)	13.05 (9.05,17.54)	13.58 (9.51,17.93)	0.37 (0.32,0.42)
<b>Kuwait</b>	307.07 (253.89,372.53)	5.70 (4.87,6.66)	0.99 (0.93,1.06)	1.41 (0.72,1.95)	0.06 (0.03,0.09)	5.45 (4.36,6.55)	796.87 (523.89,1,108.70)	16.46 (11.15,22.65)	1.19 (1.07,1.31)
<b>Kyrgyzstan</b>	1,146.61 (1,018.89,1,299.77)	19.04 (17.13,21.25)	0.89 (0.86,0.93)	48.64 (29.08,62.39)	1.30 (0.70,1.66)	1.66 (0.92,2.41)	3,570.46 (2,677.45,4,597.23)	68.43 (51.99,87.51)	0.8 (0.58,1.03)
<b>Lao People's Democratic Republic</b>	336.79 (292.71,394.48)	5.02 (4.40,5.76)	0.59 (0.57,0.6)	7.41 (4.77,10.08)	0.20 (0.13,0.26)	0.48 (0.4,0.57)	929.15 (670.95,1,245.98)	16.65 (12.23,21.92)	0.49 (0.45,0.52)
<b>Latvia</b>	315.99 (285.18,350.16)	14.42 (12.92,16.06)	0.58 (0.48,0.68)	16.41 (10.04,24.08)	0.42 (0.26,0.61)	-1.52 (-2.13,-0.9)	1,452.21 (1,082.29,1,853.04)	47.66 (35.11,61.24)	-0.13 (-0.19,-0.07)
<b>Lebanon</b>	289.35 (245.67,341.29)	5.41 (4.58,6.31)	1.13 (1.08,1.19)	4.78 (2.31,8.39)	0.09 (0.04,0.16)	0.97 (0.9,1.04)	893.78 (628.26,1,210.92)	16.73 (11.80,22.50)	1.11 (1.07,1.16)
<b>Lesotho</b>	263.85	14.10	0.27	10.18	0.92	1.07	801.78	53.11	0.54



	(232.35,301.86)	(12.58,15.75)	(0.17,0.37)	(6.36,15.22)	(0.56,1.37)	(0.92,1.22)	(595.10,1,029.62)	(40.02,68.04)	(0.34,0.75)
<b>Liberia</b>	155.16 (132.81,183.51)	4.87 (4.24,5.58)	0.58 (0.55,0.62)	3.25 (1.86,4.98)	0.20 (0.12,0.31)	0.47 (0.18,0.77)	342.93 (247.83,458.21)	13.10 (9.59,17.00)	0.59 (0.49,0.69)
<b>Libya</b>	356.16 (297.09,425.83)	4.65 (3.92,5.47)	0.81 (0.75,0.88)	4.47 (2.32,6.50)	0.09 (0.05,0.14)	1.64 (1.33,1.96)	1,011.95 (700.01,1,372.90)	14.69 (10.34,19.64)	0.89 (0.8,0.97)
<b>Lithuania</b>	472.23 (424.71,519.40)	14.95 (13.43,16.48)	0.41 (0.28,0.55)	25.58 (15.80,37.01)	0.46 (0.28,0.67)	-1.9 (-2.44,-1.36)	2,219.72 (1,653.06,2,810.66)	50.89 (37.29,64.88)	-0.38 (-0.6,-0.16)
<b>Luxembourg</b>	93.58 (82.84,105.96)	12.33 (10.93,13.91)	0.43 (0.4,0.46)	2.63 (1.83,3.98)	0.25 (0.17,0.38)	-1.79 (-1.87,-1.72)	293.13 (212.36,385.28)	34.34 (24.65,45.65)	-0.02 (-0.07,0.04)
<b>Madagascar</b>	2,609.22 (2,329.58,2,961.18)	15.15 (13.60,16.81)	0.42 (0.39,0.46)	39.52 (17.86,56.75)	0.48 (0.20,0.70)	-0.35 (-0.52,-0.19)	5,339.66 (3,859.92,6,934.36)	39.80 (29.21,51.57)	0.2 (0.11,0.29)
<b>Malawi</b>	1,847.56 (1,656.33,2,073.81)	17.74 (16.04,19.62)	0.55 (0.52,0.59)	31.61 (13.65,49.17)	0.54 (0.22,0.84)	-0.49 (-0.62,-0.36)	3,773.82 (2,760.03,4,974.49)	44.90 (32.98,59.88)	0.26 (0.17,0.35)
<b>Malaysia</b>	1,575.91 (1,339.55,1,855.81)	4.77 (4.07,5.57)	0.58 (0.55,0.61)	25.13 (15.89,53.66)	0.10 (0.06,0.23)	0.25 (-0.5,1.01)	4,544.31 (3,145.60,6,177.53)	14.70 (10.18,19.95)	0.45 (0.32,0.59)
<b>Maldives</b>	30.88 (25.93,37.15)	5.86 (5.10,6.77)	0.73 (0.56,0.9)	0.36 (0.22,0.48)	0.14 (0.09,0.19)	-1.32 (-1.59,-1.05)	76.56 (52.86,105.41)	17.57 (12.44,23.67)	0.35 (0.24,0.46)
<b>Mali</b>	610.70 (528.13,711.50)	4.88 (4.26,5.60)	0.65 (0.63,0.68)	16.92 (10.31,25.93)	0.24 (0.15,0.37)	0.5 (0.43,0.57)	1,433.54 (1,014.95,1,893.75)	13.85 (10.15,18.13)	0.61 (0.55,0.67)
<b>Malta</b>	62.89 (56.61,69.99)	11.62 (10.31,13.15)	0.39 (0.35,0.43)	2.31 (1.57,3.31)	0.23 (0.16,0.34)	-1.71 (-1.89,-1.53)	225.05 (166.07,292.44)	33.16 (23.95,43.82)	0.02 (-0.06,0.1)
<b>Marshall Islands</b>	2.65 (2.29,3.10)	4.63 (4.04,5.34)	0.29 (0.28,0.31)	0.08 (0.04,0.12)	0.25 (0.12,0.40)	1.16 (1.05,1.27)	8.60 (6.14,11.60)	18.41 (13.17,24.33)	0.55 (0.5,0.61)
<b>Mauritania</b>	151.24 (131.62,173.78)	5.50 (4.78,6.30)	0.84 (0.83,0.85)	4.28 (2.46,6.59)	0.24 (0.14,0.36)	-0.21 (-0.28,-0.14)	357.64 (259.37,472.75)	15.03 (10.98,19.74)	0.52 (0.44,0.6)
<b>Mauritius</b>	116.19 (100.10,133.75)	7.33 (6.39,8.54)	0.6 (0.56,0.63)	4.20 (1.93,5.84)	0.27 (0.12,0.37)	5.78 (3.87,7.73)	384.61 (275.26,510.67)	22.84 (16.42,30.27)	1.14 (0.84,1.43)
<b>Mexico</b>	32,458.59 (29,222.02,35,828.11)	25.43 (22.94,28.02)	-0.26 (-0.35,-0.18)	1,541.94 (1,014.93,2,189.93)	1.40 (0.92,1.96)	-1.32 (-1.42,-1.22)	102,187.70 (78,727.27,130,521.66)	83.46 (64.55,106.40)	-0.49 (-0.58,-0.4)
<b>Micronesia (Federated States of)</b>	4.94 (4.27,5.73)	4.77 (4.14,5.49)	0.51 (0.47,0.54)	0.13 (0.07,0.19)	0.21 (0.10,0.31)	1.11 (1.06,1.16)	16.08 (11.58,21.36)	18.15 (13.08,23.90)	0.65 (0.62,0.69)
<b>Monaco</b>	4.15 (3.57,4.76)	9.44 (8.13,10.90)	0.36 (0.32,0.4)	0.08 (0.06,0.12)	0.08 (0.06,0.12)	0.12 (0.01,0.22)	15.32 (10.82,20.71)	26.71 (18.61,36.35)	0.32 (0.27,0.37)
<b>Mongolia</b>	334.43 (286.30,389.14)	9.49 (8.26,10.82)	0.92 (0.87,0.96)	7.95 (5.70,11.66)	0.43 (0.32,0.57)	0.4 (0.21,0.59)	1,041.19 (760.72,1,360.27)	33.71 (25.08,43.46)	0.5 (0.46,0.55)
<b>Montenegro</b>	60.04 (52.35,68.64)	8.18 (7.11,9.39)	0.59 (0.53,0.65)	1.86 (1.44,2.33)	0.20 (0.16,0.25)	0.88 (0.45,1.31)	208.52 (151.49,276.38)	24.52 (17.70,32.49)	0.51 (0.45,0.58)
<b>Morocco</b>	1,716.67 (1,474.85,2,012.85)	4.51 (3.88,5.28)	0.93 (0.88,0.99)	33.08 (17.98,55.26)	0.12 (0.06,0.20)	1.35 (1.21,1.48)	5,255.43 (3,658.33,7,094.18)	14.57 (10.15,19.53)	0.98 (0.94,1.02)
<b>Mozambique</b>	2,854.27 (2,554.24,3,219.68)	17.74 (15.91,19.78)	0.72 (0.69,0.75)	53.98 (27.10,85.24)	0.64 (0.29,1.01)	0.05 (-0.07,0.16)	5,977.33 (4,359.90,8,001.94)	46.82 (34.26,62.25)	0.55 (0.52,0.59)

<b>Myanmar</b>	3,501.82 (3,094.85,3,992.17)	6.21 (5.52,7.05)	0.73 (0.7,0.77)	81.62 (54.70,109.47)	0.20 (0.14,0.26)	0.8 (0.74,0.86)	10,121.13 (7,412.23,13,404.98)	19.45 (14.33,25.34)	0.65 (0.62,0.69)
<b>Namibia</b>	342.96 (304.90,387.36)	17.16 (15.28,19.13)	0.8 (0.74,0.86)	10.03 (6.26,14.74)	0.79 (0.48,1.14)	0 (-0.17,0.16)	913.98 (666.44,1,192.97)	55.70 (41.29,72.16)	0.46 (0.35,0.58)
<b>Nauru</b>	0.46 (0.39,0.55)	4.49 (3.87,5.20)	0.33 (0.28,0.38)	0.01 (0.00,0.01)	0.23 (0.11,0.34)	1.24 (1,1.49)	1.30 (0.90,1.75)	18.15 (12.92,23.90)	0.63 (0.56,0.7)
<b>Nepal</b>	5,413.42 (4,853.20,6,030.93)	20.53 (18.53,22.75)	1.27 (1.24,1.3)	196.16 (125.58,300.12)	1.12 (0.74,1.70)	0.69 (0.65,0.73)	13,262.58 (9,826.64,17,544.29)	56.57 (42.06,74.63)	1.06 (1.03,1.1)
<b>Netherlands</b>	5,101.44 (4,580.37,5,703.07)	20.67 (18.57,23.21)	-0.09 (-0.25,0.07)	210.10 (155.64,339.14)	0.56 (0.42,0.92)	-2.85 (-3.05,-2.64)	15,109.76 (11,005.05,19,723.21)	53.09 (38.36,69.29)	-0.83 (-1.04,-0.63)
<b>New Zealand</b>	1,359.83 (1,205.61,1,515.41)	22.59 (20.14,25.12)	-0.13 (-0.2,-0.06)	59.30 (42.91,86.56)	0.71 (0.52,1.04)	-1.52 (-1.9,-1.13)	4,086.41 (3,057.20,5,264.19)	59.10 (43.89,76.36)	-0.49 (-0.6,-0.38)
<b>Nicaragua</b>	940.81 (825.89,1,070.61)	15.36 (13.61,17.28)	1.01 (0.91,1.1)	28.28 (21.73,48.57)	0.83 (0.64,1.33)	0.08 (-0.63,0.8)	2,665.92 (1,939.52,3,469.55)	51.09 (37.81,66.35)	0.51 (0.27,0.74)
<b>Niger</b>	547.25 (474.00,636.40)	4.57 (4.00,5.22)	0.5 (0.48,0.52)	13.39 (7.79,21.22)	0.22 (0.13,0.35)	0.79 (0.66,0.93)	1,236.28 (887.43,1,624.87)	12.85 (9.30,16.71)	0.62 (0.59,0.65)
<b>Nigeria</b>	5,884.01 (5,262.25,6,600.64)	4.35 (3.88,4.86)	0.66 (0.52,0.79)	172.57 (91.19,273.10)	0.24 (0.13,0.37)	1.3 (1.19,1.42)	14,228.00 (10,025.74,18,795.52)	13.17 (9.29,17.26)	1.02 (0.91,1.13)
<b>Niue</b>	0.08 (0.07,0.10)	4.99 (4.29,5.77)	0.59 (0.5,0.68)	0.00 (0.00,0.01)	0.16 (0.07,0.24)	0.7 (0.57,0.83)	0.34 (0.24,0.45)	17.62 (12.42,23.29)	0.58 (0.52,0.64)
<b>North Macedonia</b>	180.69 (155.27,208.44)	7.03 (6.06,8.13)	0.79 (0.71,0.87)	2.82 (1.67,3.94)	0.10 (0.06,0.14)	3.18 (2.82,3.54)	578.08 (399.02,784.19)	19.80 (13.61,26.88)	0.9 (0.82,0.97)
<b>Northern Mariana Islands</b>	2.39 (2.02,2.78)	5.06 (4.35,5.89)	0.3 (0.15,0.46)	0.07 (0.05,0.10)	0.16 (0.11,0.21)	3.47 (3.15,3.79)	9.61 (6.90,12.69)	17.72 (12.74,23.48)	0.77 (0.64,0.9)
<b>Norway</b>	1,612.23 (1,430.30,1,802.15)	21.74 (19.41,24.23)	-0.09 (-0.2,0.01)	60.08 (42.84,90.42)	0.57 (0.42,0.87)	-3.17 (-3.53,-2.81)	4,446.19 (3,322.88,5,758.28)	52.58 (39.10,67.95)	-0.97 (-1.11,-0.83)
<b>Oman</b>	239.28 (199.05,295.05)	4.67 (4.00,5.43)	1.09 (0.97,1.2)	1.10 (0.67,1.60)	0.08 (0.05,0.12)	-0.28 (-0.53,-0.02)	558.81 (375.81,762.22)	14.27 (10.02,18.73)	0.85 (0.71,0.99)
<b>Pakistan</b>	31,583.03 (28,655.64,34,669.13)	20.36 (18.41,22.55)	0.05 (0,0.1)	992.40 (752.99,1,284.27)	1.28 (0.99,1.65)	0.75 (0.71,0.79)	75,356.40 (56,476.74,95,051.11)	60.29 (46.51,74.91)	0.28 (0.24,0.33)
<b>Palau</b>	0.93 (0.79,1.08)	4.58 (3.90,5.33)	0.29 (0.24,0.34)	0.02 (0.01,0.03)	0.12 (0.07,0.17)	0.13 (0.05,0.22)	3.55 (2.49,4.71)	15.64 (11.15,20.70)	0.28 (0.24,0.32)
<b>Palestine</b>	222.44 (189.79,263.89)	4.97 (4.30,5.72)	0.7 (0.66,0.73)	3.67 (1.45,5.25)	0.19 (0.07,0.27)	1.04 (0.64,1.43)	565.74 (395.98,755.48)	16.80 (11.89,22.08)	0.64 (0.54,0.73)
<b>Panama</b>	604.72 (536.96,684.08)	14.33 (12.74,16.24)	0.72 (0.65,0.79)	13.28 (9.03,23.99)	0.31 (0.21,0.56)	-1.24 (-1.51,-0.97)	1,718.15 (1,210.72,2,283.39)	40.96 (28.83,54.40)	0.31 (0.18,0.44)
<b>Papua New Guinea</b>	352.84 (301.82,415.10)	3.76 (3.26,4.34)	0.23 (0.22,0.25)	5.19 (2.85,8.26)	0.12 (0.07,0.19)	1.14 (1.04,1.24)	972.45 (672.21,1,326.72)	13.24 (9.38,17.94)	0.4 (0.36,0.45)
<b>Paraguay</b>	952.78 (825.74,1,093.21)	13.50 (11.78,15.29)	1.19 (1.16,1.22)	37.99 (10.95,57.65)	0.69 (0.20,1.04)	8.25 (7.47,9.03)	3,332.59 (2,257.17,4,493.62)	53.20 (35.53,71.86)	2.27 (2.15,2.4)
<b>Peru</b>	4,594.20	13.29	1.41	118.34	0.36	-1.07	13,150.29	39.09	1.03

	(4,032.14,5,279.23)	(11.71,15.23)	(1.36,1.46)	(67.66,164.02)	(0.21,0.50)	(-2,-0.14)	(9,550.24,17,342.48)	(28.58,51.40)	(0.77,1.28)
<b>Philippines</b>	6,047.81 (5,412.08,6,783.69)	5.57 (4.98,6.22)	-0.14 (-0.17,-0.11)	159.68 (76.92,269.06)	0.24 (0.11,0.40)	1.26 (0.92,1.61)	18,267.48 (13,166.80,23,930.73)	19.50 (14.04,25.65)	0.28 (0.17,0.39)
<b>Poland</b>	7,812.82 (6,941.69,8,685.49)	16.02 (14.29,17.76)	-0.74 (-0.98,-0.49)	332.44 (245.82,559.82)	0.47 (0.35,0.78)	-2.63 (-2.78,-2.48)	28,807.97 (21,422.70,37,160.94)	47.87 (35.55,62.10)	-1.25 (-1.47,-1.02)
<b>Portugal</b>	1,642.17 (1,471.54,1,821.27)	12.45 (11.15,13.83)	0.79 (0.74,0.84)	99.66 (73.41,191.00)	0.38 (0.29,0.69)	-1.36 (-1.98,-0.73)	6,657.16 (4,914.86,8,594.53)	38.59 (27.73,50.62)	0.18 (0.04,0.32)
<b>Puerto Rico</b>	560.27 (490.10,635.19)	14.03 (12.26,16.29)	0.96 (0.92,0.99)	28.91 (18.74,43.97)	0.36 (0.22,0.52)	-0.25 (-0.55,0.04)	2,272.63 (1,656.89,3,029.63)	44.30 (31.71,59.55)	0.92 (0.83,1.01)
<b>Qatar</b>	185.46 (151.17,232.81)	5.30 (4.54,6.18)	1.01 (0.96,1.07)	0.41 (0.25,0.60)	0.09 (0.05,0.12)	0.21 (-0.47,0.89)	421.00 (280.24,592.09)	15.13 (10.57,20.56)	0.79 (0.71,0.87)
<b>Republic of Korea</b>	10,055.35 (9,082.60,11,054.86)	13.43 (12.25,14.69)	0.84 (0.77,0.92)	220.66 (155.79,332.36)	0.25 (0.17,0.38)	-2.88 (-3.13,-2.63)	29,201.43 (21,353.61,38,703.71)	35.24 (25.66,46.69)	-0.01 (-0.07,0.05)
<b>Republic of Moldova</b>	261.08 (226.18,299.86)	6.18 (5.38,7.10)	0.66 (0.52,0.8)	9.69 (5.86,12.57)	0.17 (0.10,0.22)	2.37 (0.68,4.1)	1,079.07 (793.32,1,437.37)	21.22 (15.48,28.39)	0.98 (0.82,1.13)
<b>Romania</b>	1,691.01 (1,440.03,1,943.30)	7.43 (6.42,8.57)	0.83 (0.8,0.86)	45.16 (21.56,60.82)	0.11 (0.06,0.15)	4.11 (3.82,4.4)	6,096.94 (4,302.96,8,150.14)	21.26 (14.82,28.63)	1.04 (0.98,1.09)
<b>Russian Federation</b>	13,116.74 (11,729.12,14,661.07)	8.11 (7.29,9.05)	0.14 (0.11,0.17)	779.23 (503.57,1,066.28)	0.34 (0.22,0.47)	-0.76 (-1.52,0.02)	64,908.83 (49,771.11,82,234.59)	31.92 (24.32,40.66)	-0.19 (-0.5,0.12)
<b>Rwanda</b>	1,589.45 (1,416.48,1,788.81)	18.91 (16.83,21.03)	0.95 (0.86,1.04)	24.05 (10.45,36.89)	0.53 (0.21,0.80)	-1.05 (-1.26,-0.84)	3,288.02 (2,393.56,4,424.79)	47.21 (34.71,62.69)	0.36 (0.23,0.49)
<b>Saint Kitts and Nevis</b>	8.42 (7.36,9.57)	12.38 (10.89,14.18)	0.67 (0.64,0.71)	0.27 (0.16,0.47)	0.55 (0.33,0.96)	-0.58 (-1.15,-0.02)	28.75 (20.45,38.32)	41.34 (29.76,54.68)	0.27 (0.2,0.35)
<b>Saint Lucia</b>	25.44 (22.70,28.47)	12.73 (11.39,14.31)	0.76 (0.73,0.78)	1.19 (0.80,1.73)	0.61 (0.40,0.87)	-0.63 (-0.94,-0.33)	82.13 (60.56,106.87)	39.13 (28.92,50.91)	0.33 (0.27,0.39)
<b>Saint Vincent and the Grenadines</b>	10.20 (8.91,11.74)	8.41 (7.35,9.70)	0.64 (0.59,0.7)	0.32 (0.22,0.46)	0.28 (0.19,0.40)	-0.67 (-0.96,-0.37)	33.49 (24.32,44.57)	26.09 (18.69,34.61)	0.36 (0.24,0.49)
<b>Samoa</b>	9.60 (8.27,11.30)	4.74 (4.10,5.49)	0.31 (0.26,0.35)	0.23 (0.11,0.33)	0.17 (0.08,0.24)	1.11 (1.03,1.19)	29.17 (20.87,38.94)	16.91 (12.21,22.40)	0.41 (0.36,0.47)
<b>San Marino</b>	4.79 (3.98,5.68)	11.87 (9.95,13.98)	0.43 (0.34,0.53)	0.04 (0.02,0.07)	0.06 (0.03,0.09)	-0.09 (-0.22,0.05)	14.03 (9.47,19.49)	30.35 (20.33,42.18)	0.41 (0.36,0.46)
<b>Sao Tome and Principe</b>	7.37 (6.31,8.66)	4.88 (4.21,5.63)	0.71 (0.69,0.74)	0.20 (0.11,0.31)	0.23 (0.13,0.36)	1.4 (1.22,1.58)	17.59 (12.31,23.39)	14.00 (9.96,18.46)	0.91 (0.83,0.99)
<b>Saudi Arabia</b>	2,110.70 (1,757.22,2,574.51)	4.97 (4.21,5.84)	1.23 (1.2,1.26)	6.85 (4.77,10.26)	0.05 (0.03,0.07)	-0.68 (-0.87,-0.48)	5,140.01 (3,389.13,7,174.91)	14.20 (9.73,19.47)	1.07 (1,1.14)
<b>Senegal</b>	492.21 (429.25,573.18)	4.84 (4.26,5.57)	0.47 (0.45,0.48)	14.42 (8.89,20.56)	0.23 (0.14,0.33)	0.92 (0.53,1.32)	1,170.02 (849.23,1,550.04)	13.49 (10.04,17.71)	0.62 (0.48,0.76)
<b>Serbia</b>	928.49 (817.32,1,040.32)	9.05 (7.94,10.27)	1.39 (1.19,1.58)	40.55 (27.65,58.54)	0.26 (0.17,0.36)	0.47 (-0.03,0.96)	3,629.40 (2,643.23,4,748.82)	27.89 (20.02,36.88)	1.16 (0.91,1.41)
<b>Seychelles</b>	5.21 (4.41,6.13)	4.53 (3.87,5.28)	0.46 (0.41,0.51)	0.09 (0.05,0.12)	0.09 (0.05,0.13)	1.29 (1.1,1.48)	16.32 (11.40,21.68)	13.85 (9.68,18.26)	0.5 (0.42,0.58)

<b>Sierra Leone</b>	241.98 (209.05,284.11)	4.58 (3.95,5.24)	0.46 (0.43,0.5)	6.86 (3.80,11.35)	0.22 (0.12,0.36)	0.94 (0.77,1.1)	573.85 (409.17,776.49)	12.91 (9.24,17.09)	0.66 (0.6,0.72)
<b>Singapore</b>	598.57 (505.35,696.86)	8.37 (7.14,9.67)	0.73 (0.66,0.79)	9.93 (6.53,21.28)	0.14 (0.09,0.29)	-0.84 (-1.67,0.01)	1,822.77 (1,250.27,2,461.38)	23.34 (15.90,31.49)	0.46 (0.35,0.58)
<b>Slovakia</b>	472.56 (405.58,541.88)	7.36 (6.36,8.42)	0.71 (0.65,0.77)	14.16 (5.86,20.50)	0.15 (0.06,0.22)	3.06 (1.9,4.24)	1,751.76 (1,231.01,2,339.41)	22.40 (15.67,30.09)	0.92 (0.8,1.03)
<b>Slovenia</b>	434.42 (384.31,488.23)	15.60 (13.92,17.70)	0.84 (0.81,0.87)	22.20 (10.85,31.83)	0.47 (0.24,0.68)	-0.35 (-0.77,0.08)	1,601.72 (1,159.21,2,086.96)	45.26 (32.46,59.51)	0.47 (0.37,0.57)
<b>Solomon Islands</b>	30.64 (26.62,35.67)	4.94 (4.34,5.67)	0.4 (0.35,0.45)	0.58 (0.33,0.88)	0.20 (0.11,0.30)	1.28 (1.08,1.47)	88.90 (62.39,116.23)	18.90 (13.53,24.77)	0.62 (0.51,0.73)
<b>Somalia</b>	2,126.29 (1,872.13,2,399.80)	20.45 (18.17,22.99)	0.19 (0.11,0.27)	31.09 (13.32,54.23)	0.62 (0.23,1.07)	-0.57 (-0.65,-0.49)	4,161.64 (3,008.49,5,605.48)	52.02 (37.56,69.42)	-0.07 (-0.11,-0.03)
<b>South Africa</b>	11,128.81 (9,972.46,12,452.26)	19.29 (17.25,21.47)	-0.15 (-0.23,-0.08)	302.12 (253.00,436.62)	0.75 (0.62,1.09)	-1.32 (-1.97,-0.67)	31,797.94 (24,071.39,40,803.82)	62.02 (47.30,79.03)	-0.78 (-0.99,-0.57)
<b>South Sudan</b>	933.46 (826.74,1,062.23)	16.20 (14.50,18.15)	0.22 (0.17,0.28)	13.05 (6.65,21.33)	0.44 (0.21,0.69)	-0.87 (-0.96,-0.78)	1,819.23 (1,307.03,2,437.99)	39.85 (29.02,53.20)	-0.03 (-0.07,0.01)
<b>Spain</b>	8,040.13 (7,400.16,8,692.74)	12.88 (11.94,13.96)	0.47 (0.45,0.49)	346.50 (260.12,583.06)	0.33 (0.25,0.56)	-0.06 (-0.35,0.23)	26,429.36 (19,443.98,34,236.00)	35.66 (25.94,46.46)	0.22 (0.16,0.28)
<b>Sri Lanka</b>	1,135.50 (978.62,1,321.53)	4.76 (4.09,5.53)	0.56 (0.52,0.6)	19.37 (11.86,29.20)	0.08 (0.05,0.12)	-0.29 (-0.66,0.07)	3,575.08 (2,485.91,4,824.26)	14.23 (9.85,19.29)	0.46 (0.39,0.53)
<b>Sudan</b>	1,542.06 (1,316.83,1,828.55)	4.20 (3.63,4.84)	0.95 (0.92,0.98)	17.07 (9.33,26.88)	0.10 (0.05,0.15)	0.87 (0.81,0.94)	3,752.20 (2,636.69,5,137.59)	13.36 (9.63,17.86)	0.91 (0.85,0.96)
<b>Suriname</b>	45.68 (39.38,53.37)	7.68 (6.65,8.95)	0.77 (0.73,0.81)	1.15 (0.81,1.52)	0.22 (0.15,0.29)	-0.23 (-0.95,0.5)	143.65 (101.58,189.72)	23.55 (16.80,31.29)	0.62 (0.46,0.78)
<b>Sweden</b>	3,078.64 (2,827.88,3,345.28)	21.39 (19.69,23.28)	0.12 (0.09,0.16)	138.14 (89.90,186.53)	0.56 (0.37,0.76)	-1.63 (-1.82,-1.43)	9,022.54 (6,739.65,11,727.26)	54.00 (39.44,70.86)	-0.29 (-0.36,-0.23)
<b>Switzerland</b>	2,139.16 (1,921.36,2,405.87)	17.69 (15.72,20.01)	0.25 (0.21,0.3)	71.04 (36.67,92.42)	0.35 (0.19,0.44)	-2.03 (-2.27,-1.8)	6,198.40 (4,443.48,8,128.62)	44.12 (30.96,58.72)	-0.16 (-0.26,-0.07)
<b>Syrian Arab Republic</b>	740.77 (628.40,870.74)	5.00 (4.25,5.87)	0.99 (0.94,1.05)	7.67 (4.80,10.59)	0.07 (0.05,0.10)	0.28 (0.04,0.54)	2,072.97 (1,415.87,2,802.05)	14.66 (10.10,19.72)	0.81 (0.72,0.9)
<b>Taiwan (Province of China)</b>	3,458.53 (3,409.85,3,507.94)	10.44 (10.23,10.70)	0.11 (0.09,0.12)	126.76 (69.38,175.79)	0.32 (0.18,0.45)	-2.08 (-2.47,-1.69)	11,228.73 (8,060.59,14,545.18)	30.54 (21.85,39.73)	-0.45 (-0.56,-0.33)
<b>Tajikistan</b>	962.36 (838.03,1,117.40)	11.44 (10.07,13.08)	0.58 (0.55,0.61)	26.74 (18.83,34.50)	0.65 (0.47,0.83)	1.66 (1.04,2.28)	2,868.70 (2,143.08,3,704.60)	41.71 (31.81,52.75)	0.73 (0.64,0.82)
<b>Thailand</b>	9,036.42 (7,840.59,10,378.62)	9.60 (8.37,10.98)	0.42 (0.34,0.49)	204.75 (141.36,316.59)	0.21 (0.14,0.32)	-0.95 (-1.23,-0.67)	27,535.92 (19,786.65,36,593.80)	27.78 (19.93,36.94)	0.09 (-0.01,0.19)
<b>Timor-Leste</b>	53.22 (46.11,61.57)	4.83 (4.22,5.52)	0.58 (0.56,0.6)	1.44 (0.86,1.97)	0.20 (0.12,0.27)	1.53 (1.45,1.61)	150.50 (107.78,199.44)	15.92 (11.60,20.97)	0.73 (0.66,0.8)
<b>Togo</b>	249.84 (212.86,292.97)	4.57 (3.95,5.23)	0.36 (0.33,0.39)	6.98 (3.78,10.76)	0.25 (0.14,0.39)	0.94 (0.72,1.15)	600.36 (428.87,795.44)	13.62 (9.85,17.84)	0.57 (0.5,0.64)
<b>Tokelau</b>	0.06	4.29	0.58	0.00	0.16	0.36	0.21	15.67	0.46



	(0.05,0.07)	(3.68,4.98)	(0.49,0.67)	(0.00,0.00)	(0.07,0.24)	(0.22,0.5)	(0.15,0.28)	(11.04,20.75)	(0.36,0.56)
<b>Tonga</b>	4.25 (3.63,4.97)	4.41 (3.79,5.14)	0.31 (0.26,0.37)	0.13 (0.06,0.18)	0.16 (0.08,0.24)	1.05 (0.84,1.27)	13.90 (9.80,18.41)	16.13 (11.41,21.41)	0.44 (0.35,0.54)
<b>Trinidad and Tobago</b>	232.28 (207.65,259.38)	14.68 (13.18,16.48)	0.61 (0.55,0.68)	12.88 (9.02,23.38)	0.74 (0.52,1.34)	-0.62 (-1.21,-0.03)	834.02 (611.83,1,122.78)	47.75 (35.05,64.08)	0.28 (-0.01,0.56)
<b>Tunisia</b>	633.12 (540.94,736.87)	5.01 (4.26,5.83)	0.99 (0.98,1)	9.15 (5.27,13.90)	0.08 (0.04,0.12)	1.31 (1.19,1.43)	1,992.61 (1,377.64,2,743.35)	15.17 (10.45,20.77)	1 (0.95,1.06)
<b>Turkey</b>	10,701.48 (9,656.16,11,830.76)	11.35 (10.27,12.51)	1.25 (1.19,1.31)	259.61 (188.07,397.68)	0.31 (0.22,0.47)	-1.17 (-1.39,-0.95)	32,813.13 (24,231.49,42,623.65)	35.42 (26.20,45.94)	0.53 (0.42,0.63)
<b>Turkmenistan</b>	355.44 (307.91,409.23)	6.91 (6.03,7.90)	0.81 (0.73,0.89)	4.61 (2.01,6.78)	0.13 (0.05,0.20)	2.71 (2.43,2.99)	1,016.36 (710.74,1,373.41)	21.38 (14.99,28.82)	0.98 (0.91,1.05)
<b>Tuvalu</b>	0.49 (0.42,0.57)	4.07 (3.49,4.76)	0.33 (0.31,0.35)	0.02 (0.01,0.03)	0.18 (0.08,0.28)	0.33 (0.24,0.43)	1.74 (1.22,2.30)	15.62 (10.93,20.58)	0.29 (0.23,0.35)
<b>Uganda</b>	3,461.26 (3,090.53,3,935.07)	16.15 (14.48,17.99)	0.61 (0.57,0.65)	58.13 (26.97,87.09)	0.53 (0.22,0.78)	-0.11 (-0.26,0.05)	7,000.40 (5,079.48,9,242.47)	41.58 (30.65,54.81)	0.44 (0.39,0.49)
<b>Ukraine</b>	2,690.67 (2,382.26,3,045.73)	5.42 (4.82,6.12)	0.19 (0.08,0.3)	124.15 (39.52,182.05)	0.17 (0.05,0.24)	4.16 (3.73,4.59)	12,064.79 (8,516.27,15,995.49)	19.19 (13.68,25.45)	0.68 (0.55,0.82)
<b>United Arab Emirates</b>	571.31 (454.79,718.26)	4.80 (4.13,5.57)	0.88 (0.8,0.97)	3.02 (1.66,4.86)	0.08 (0.04,0.16)	0.14 (-0.75,1.04)	1,484.46 (973.38,2,033.56)	14.00 (9.62,18.47)	0.69 (0.57,0.82)
<b>United Kingdom</b>	21,100.59 (19,158.98,23,236.40)	23.59 (21.45,25.87)	-0.28 (-0.36,-0.21)	1,054.73 (711.96,1,425.87)	0.76 (0.53,1.04)	-2.38 (-2.64,-2.12)	66,660.84 (50,538.39,85,074.24)	64.09 (47.93,82.25)	-0.89 (-0.97,-0.81)
<b>United Republic of Tanzania</b>	6,168.85 (5,480.81,6,962.70)	17.86 (15.93,19.93)	0.57 (0.53,0.6)	108.33 (48.39,169.66)	0.54 (0.22,0.84)	-0.48 (-0.61,-0.34)	12,887.90 (9,427.85,17,052.05)	45.77 (33.52,60.97)	0.33 (0.23,0.43)
<b>United States of America</b>	92,847.57 (85,088.22,101,348.49)	21.32 (19.78,23.12)	0.55 (0.52,0.58)	3,060.68 (2,296.60,4,685.29)	0.52 (0.40,0.80)	0.04 (-0.19,0.27)	257,883.56 (192,869.73,328,514.77)	53.50 (39.55,68.35)	0.39 (0.36,0.43)
<b>United States Virgin Islands</b>	11.86 (10.30,13.60)	10.37 (8.94,12.09)	0.78 (0.76,0.8)	0.50 (0.32,0.70)	0.34 (0.22,0.48)	0.01 (-0.22,0.25)	45.24 (32.24,59.83)	32.36 (22.91,43.24)	0.65 (0.58,0.72)
<b>Uruguay</b>	508.53 (455.13,570.99)	12.72 (11.26,14.47)	0.79 (0.77,0.8)	28.74 (21.47,53.54)	0.47 (0.36,0.86)	-1.56 (-2.7,-0.41)	1,761.35 (1,282.82,2,316.15)	38.47 (27.83,50.90)	0.54 (0.19,0.9)
<b>Uzbekistan</b>	7,167.07 (6,392.31,7,982.52)	20.49 (18.48,22.59)	0.56 (0.48,0.63)	122.61 (90.68,195.85)	0.64 (0.48,1.07)	-1.05 (-1.47,-0.63)	21,247.20 (15,500.48,27,503.57)	71.70 (52.79,92.37)	-0.05 (-0.21,0.11)
<b>Vanuatu</b>	11.84 (10.21,13.90)	4.30 (3.74,4.97)	0.23 (0.2,0.26)	0.27 (0.14,0.43)	0.16 (0.08,0.26)	1.39 (1.2,1.58)	34.74 (24.34,46.54)	15.52 (10.97,20.43)	0.5 (0.44,0.56)
<b>Venezuela (Bolivarian Republic of)</b>	6,421.17 (5,985.96,6,839.23)	21.02 (19.64,22.31)	0.71 (0.67,0.75)	253.52 (174.38,462.33)	0.91 (0.63,1.68)	-0.62 (-1.29,0.05)	19,779.35 (14,606.65,25,663.17)	66.11 (48.93,86.46)	0.3 (0.07,0.53)
<b>Viet Nam</b>	6,148.64 (5,286.25,7,109.69)	5.63 (4.88,6.48)	0.77 (0.75,0.79)	198.40 (114.64,290.61)	0.24 (0.14,0.36)	1.38 (1.36,1.4)	19,649.93 (14,229.72,25,909.09)	19.12 (13.94,24.95)	0.85 (0.81,0.9)
<b>Yemen</b>	1,018.68 (865.48,1,211.63)	3.75 (3.23,4.37)	0.6 (0.57,0.64)	14.06 (8.10,20.29)	0.12 (0.07,0.17)	1.2 (1.14,1.26)	2,511.47 (1,734.83,3,349.81)	12.50 (8.86,16.44)	0.7 (0.64,0.77)
<b>Zambia</b>	2,178.95 (1,960.32,2,438.37)	20.81 (18.90,22.98)	0.84 (0.71,0.96)	32.29 (16.14,44.78)	0.62 (0.29,0.85)	-0.39 (-0.59,-0.2)	4,236.42 (3,166.38,5,543.81)	52.99 (39.41,68.65)	0.49 (0.36,0.61)

<b>Zimbabwe</b>	876.56 (757.12,1,025.01)	7.18 (6.32,8.20)	-0.02 (-0.06,0.02)	27.23 (16.19,41.63)	0.41 (0.25,0.63)	0.84 (0.61,1.08)	2,573.66 (1,874.16,3,363.11)	27.31 (20.17,35.56)	0.31 (0.18,0.45)
-----------------	-----------------------------	---------------------	-----------------------	------------------------	---------------------	---------------------	---------------------------------	------------------------	---------------------

For peer review only



**Table S9.** The numbers (2019), ASRs per 100,000 (2019), and AAPCs (1990-2019) in incidence and DALY for OA in 204 countries.

Characteristic	Incident cases			DALYs		
	Numbers (95% UI)	ASIR (95% UI)	AAPC (95% CI)	Numbers (95% UI)	Age-standardized DALYs rate (95% UI)	AAPC (95% CI)
Afghanistan	3,204.56(2,238.41,4,278.77)	391.15(346.11,441.81)	0.26(0.25,0.27)	22,313.31(11,328.70,44,225.68)	163.91 (83.1,326.42)	0.28(0.27,0.3)
Albania	954.98(683.95,1,256.49)	392.95(351.47,441.13)	0.23(0.22,0.24)	7,230.79(3,604.27,14,298.22)	171.67 (85.9,339.92)	0.24(0.23,0.26)
Algeria	6,391.45(4,425.62,8,496.22)	427.50(377.95,478.56)	0.33(0.32,0.34)	65,451.98(32,760.09,129,991.48)	185.12 (92.93,369.39)	0.35(0.34,0.36)
American Samoa	8.95(6.36,11.89)	461.97(408.42,515.65)	0.29(0.27,0.3)	100.85(50.15,204.33)	197.83 (98.09,398.87)	0.28(0.26,0.3)
Andorra	50.24(35.30,68.59)	646.05(568.75,734.46)	0.17(0.14,0.2)	449.81(229.26,912.19)	320.7 (163.4,651.97)	0.19(0.16,0.23)
Angola	5,597.19(4,109.40,7,382.98)	437.94(389.41,495.15)	0.23(0.23,0.24)	24,126.15(12,163.93,48,139.26)	197.77 (100.6,390.33)	0.25(0.24,0.26)
Antigua and Barbuda	38.12(27.86,49.91)	471.76(419.21,527.05)	0.22(0.21,0.23)	215.05(107.75,431.43)	203.23 (102.13,408.34)	0.21(0.19,0.22)
Argentina	19,620.88(14,733.99,25,177.71)	614.45(547.66,697.48)	0.27(0.24,0.3)	156,881.77(79,843.59,312,317.03)	298.32 (151.85,594.44)	0.29(0.28,0.29)
Armenia	997.24(698.11,1,340.09)	416.39(371.04,471.61)	0.23(0.22,0.23)	8,002.62(4,072.40,15,978.51)	193.15 (98.05,386.94)	0.22(0.21,0.23)
Australia	18,831.32(13,947.22,24,197.66)	648.75(576.00,733.27)	0.33(0.31,0.36)	120,567.17(60,987.44,242,883.07)	312.92 (158.36,633.98)	0.34(0.28,0.39)
Austria	5,032.81(3,685.16,6,570.04)	628.64(557.25,712.59)	0.14(0.11,0.17)	49,589.88(25,230.45,99,414.54)	306.9 (155.39,620.12)	0.18(0.14,0.22)
Azerbaijan	2,287.67(1,565.92,3,175.58)	429.80(382.22,486.24)	0.18(0.08,0.28)	20,439.04(10,356.56,41,497.28)	202.76 (102.93,409)	0.12(-0.02,0.26)
Bahamas	155.14(111.62,206.73)	484.03(429.85,542.89)	0.17(0.17,0.17)	863.07(429.02,1,751.21)	210.61 (104.54,430.07)	0.16(0.16,0.17)
Bahrain	421.40(301.84,562.92)	434.38(384.22,483.10)	0.23(0.21,0.24)	2,504.86(1,248.27,4,957.31)	188.71 (94.96,375.54)	0.22(0.21,0.24)
Bangladesh	73,226.40(54,470.30,96,824.93)	393.10(351.69,440.11)	0.26(0.26,0.27)	224,201.26(114,120.04,443,967.56)	166.84 (85.41,331.66)	0.29(0.28,0.31)
Barbados	207.31(151.66,269.32)	485.47(433.08,543.36)	0.19(0.18,0.19)	1,018.11(511.90,2,029.57)	211.25 (106.25,420.29)	0.18(0.17,0.2)
Belarus	2,590.73(1,804.15,3,557.11)	480.02(427.48,543.31)	0.17(0.17,0.18)	34,965.55(17,679.56,69,355.82)	223.98 (113.49,442.67)	0.18(0.17,0.19)
Belgium	6,788.13(4,997.20,8,859.57)	595.27(528.98,672.20)	0.15(0.12,0.18)	58,294.01(29,774.62,115,123.53)	285.45 (145.75,565.37)	0.15(0.13,0.17)
Belize	133.07(97.27,175.71)	488.32(433.67,547.41)	0.32(0.3,0.33)	613.49(304.51,1,230.74)	211.72 (105.85,422.34)	0.32(0.3,0.33)
Benin	814.48(573.77,1,082.03)	468.30(414.45,530.65)	0.25(0.25,0.26)	10,998.36(5,533.94,21,555.71)	212.76 (107.45,418.78)	0.3(0.29,0.31)
Bermuda	35.42(25.34,46.93)	497.10(441.29,559.56)	0.11(0.1,0.11)	269.16(135.86,542.19)	219.02 (110.47,442.51)	0.1(0.09,0.11)
Bhutan	341.72(247.41,456.58)	414.48(369.82,466.58)	0.3(0.29,0.31)	1,039.97(527.22,2,086.78)	178.28 (90.5,357.67)	0.33(0.31,0.34)
Bolivia (Plurinational State of)	4,951.72(3,678.60,6,424.89)	477.44(424.73,535.20)	0.29(0.29,0.3)	19,007.00(9,550.12,38,247.75)	208.89 (105.17,418.62)	0.32(0.31,0.33)
Bosnia and Herzegovina	1,930.56(1,413.04,2,520.25)	395.44(352.86,445.40)	0.23(0.22,0.24)	9,948.97(5,003.67,19,739.79)	170.97 (86.47,336.24)	0.22(0.21,0.24)
Botswana	950.12(703.50,1,246.20)	492.86(438.27,555.16)	0.31(0.31,0.32)	3,365.57(1,721.49,6,799.58)	225.75 (115.93,454.05)	0.28(0.27,0.29)
Brazil	103,504.87(75,336.62,133,453.79)	483.69(428.91,542.26)	0.28(0.27,0.29)	497,542.54(249,691.82,985,231.37)	206.16 (103.59,407.83)	0.33(0.32,0.35)
Brunei Darussalam	130.27(94.39,173.49)	686.30(610.76,775.51)	0.21(0.17,0.25)	1,139.73(577.40,2,276.06)	335.18 (170.76,663.3)	0.23(0.21,0.25)
Bulgaria	2,165.95(1,539.16,2,907.14)	406.22(362.78,455.86)	0.12(0.11,0.14)	24,027.74(12,102.47,48,590.73)	177.68 (89.01,356.66)	0.14(0.13,0.15)
Burkina Faso	1,470.10(1,055.62,1,924.24)	453.87(402.33,512.83)	0.2(0.19,0.2)	19,995.19(10,080.67,39,054.39)	205.55 (104.49,402.29)	0.24(0.24,0.25)
Burundi	2,175.74(1,578.05,2,898.98)	413.54(367.42,465.79)	0.02(0.01,0.02)	9,075.22(4,570.31,17,874.96)	185.73 (94.2,365.72)	0.01(0.01,0.02)
Cabo Verde	57.81(39.07,78.37)	470.22(418.54,529.83)	0.2(0.19,0.21)	947.29(480.56,1,862.11)	215.42 (109.35,422.93)	0.23(0.22,0.24)
Cambodia	2,499.67(1,835.09,3,300.10)	321.32(282.07,359.21)	0.19(0.19,0.2)	16,581.94(8,201.87,33,482.40)	132.13 (65.6,265.07)	0.23(0.22,0.25)
Cameroon	2,187.52(1,513.72,2,918.46)	480.75(426.91,538.16)	0.15(0.14,0.15)	27,869.34(14,191.67,55,517.13)	218.16 (110.6,432.24)	0.17(0.16,0.19)
Canada	31,065.03(22,873.44,39,974.29)	537.14(468.59,623.32)	0.27(0.22,0.31)	177,239.88(89,976.87,360,128.28)	278.59 (140.59,567.98)	0.21(0.2,0.22)
Central African Republic	1,060.42(781.80,1,371.21)	422.15(375.89,475.26)	0.08(0.08,0.09)	4,414.02(2,251.62,8,771.09)	189.75 (97.09,373.88)	0.11(0.1,0.11)
Chad	890.71(642.21,1,185.36)	432.18(382.87,488.54)	0.1(0.09,0.1)	11,487.33(5,841.03,22,778.38)	193.19 (98.54,380.2)	0.08(0.07,0.09)

1							
2							
3							
4							
5	<b>Chile</b>	14,399.66(10,624.91,18,512.99)	624.25(554.39,707.65)	0.25(0.23,0.27)	72,290.26(36,869.57,145,450.96)	301.31 (153.5,605.84)	0.27(0.25,0.29)
6	<b>China</b>	774,272.09(588,395.27,980,702.35)	509.84(450.68,573.65)	0.25(0.19,0.31)	4,724,884.55(2,347,242.71,9,536,082.36)	224.78 (112.45,452.3)	0.28(0.22,0.34)
7	<b>Colombia</b>	24,488.37(17,981.78,31,969.98)	470.96(417.14,531.76)	0.25(0.24,0.27)	108,191.97(54,299.06,218,538.88)	203.81 (102.27,411.22)	0.29(0.28,0.3)
8	<b>Comoros</b>	234.97(170.77,311.97)	436.33(388.86,492.26)	0.14(0.13,0.15)	995.79(507.27,1,966.85)	198.19 (101.14,390.23)	0.17(0.16,0.18)
9	<b>Congo</b>	1,365.81(963.88,1,807.22)	450.94(400.69,508.58)	0.16(0.15,0.17)	5,834.84(2,958.24,11,504.85)	203.99 (103.32,403.32)	0.17(0.17,0.18)
10	<b>Cook Islands</b>	3.27(2.23,4.44)	463.50(410.42,516.68)	0.4(0.38,0.43)	49.13(24.71,98.88)	199.04 (100.3,402.4)	0.43(0.39,0.46)
11	<b>Costa Rica</b>	3,434.58(2,546.73,4,402.02)	480.42(426.90,541.45)	0.25(0.25,0.26)	10,832.34(5,415.68,21,554.79)	207.86 (103.84,414.18)	0.27(0.26,0.29)
12	<b>Croatia</b>	2,804.09(2,067.89,3,609.72)	406.00(362.57,455.23)	0.14(0.13,0.14)	14,225.73(7,207.88,28,541.10)	176.06 (89.04,346.62)	0.14(0.13,0.15)
13	<b>Cuba</b>	6,389.33(4,638.99,8,273.38)	471.99(420.59,532.11)	0.26(0.24,0.27)	38,006.06(19,079.92,76,458.86)	203.62 (102.71,408)	0.28(0.26,0.29)
14	<b>Cyprus</b>	1,020.67(752.26,1,316.35)	603.97(535.25,689.49)	0.18(0.14,0.22)	5,536.25(2,828.35,11,116.68)	292.43 (149.05,589.44)	0.21(0.2,0.23)
15	<b>Czechia</b>	4,382.21(3,104.59,5,801.98)	409.11(364.61,457.53)	0.18(0.17,0.18)	34,419.92(17,606.73,67,354.11)	177.09 (89.93,348.52)	0.18(0.18,0.19)
16	<b>Côte d'Ivoire</b>	1,764.20(1,251.29,2,335.31)	456.97(405.94,516.67)	0.16(0.16,0.17)	24,102.93(12,149.26,47,872.20)	206.61 (104.82,404.72)	0.21(0.2,0.22)
17	<b>Democratic People's Republic of Korea</b>	13,057.96(9,347.64,17,309.18)	463.30(411.56,520.49)	0.1(0.09,0.12)	68,292.77(34,037.92,137,697.93)	206.48 (103.05,414.37)	0.1(0.09,0.1)
18	<b>Democratic Republic of the Congo</b>	15,830.09(11,440.96,20,736.14)	427.04(378.08,479.04)	0.04(0.03,0.05)	73,280.12(37,274.21,143,850.29)	192.27 (98.79,375.11)	0.08(0.07,0.1)
19	<b>Denmark</b>	5,204.15(3,946.14,6,688.75)	600.37(532.36,684.01)	-0.03(-0.06,0)	30,500.51(15,440.58,60,975.94)	292.69 (147.71,591.13)	-0.07(-0.11,-0.04)
20	<b>Djibouti</b>	350.23(249.10,467.77)	438.64(389.62,493.58)	0.24(0.24,0.25)	1,331.55(667.70,2,638.72)	199.09 (100.91,393.93)	0.25(0.24,0.26)
21	<b>Dominica</b>	29.87(22.49,38.53)	468.74(417.83,527.55)	0.16(0.15,0.18)	180.19(91.11,362.40)	201.9 (102.11,405.65)	0.15(0.14,0.17)
22	<b>Dominican Republic</b>	2,716.36(1,942.42,3,603.71)	473.75(421.65,531.53)	0.31(0.29,0.33)	19,475.61(9,733.22,39,320.98)	205.99 (103.35,415.82)	0.35(0.33,0.36)
23	<b>Ecuador</b>	9,306.68(6,807.11,11,922.46)	546.12(492.82,600.88)	0.37(0.36,0.38)	38,388.58(19,295.91,75,579.18)	249.24 (125.06,490.71)	0.43(0.42,0.44)
24	<b>Egypt</b>	12,078.37(7,915.53,16,782.58)	432.80(383.20,484.50)	0.26(0.25,0.28)	127,343.97(62,957.72,254,833.15)	187.25 (93.64,377.13)	0.26(0.24,0.28)
25	<b>El Salvador</b>	2,155.77(1,520.33,2,884.40)	479.99(423.57,540.64)	0.3(0.29,0.31)	12,070.69(6,064.50,24,142.63)	206.38 (103.69,412.18)	0.32(0.3,0.33)
26	<b>Equatorial Guinea</b>	255.75(181.05,342.77)	467.33(416.80,525.00)	0.41(0.4,0.42)	1,091.48(552.76,2,166.06)	211.5 (107.18,418.02)	0.47(0.46,0.49)
27	<b>Eritrea</b>	1,495.89(1,082.88,1,973.17)	420.78(372.97,474.15)	0.13(0.12,0.14)	5,498.96(2,803.39,10,722.61)	189.96 (97.01,373.43)	0.13(0.12,0.14)
28	<b>Estonia</b>	1,097.94(813.90,1,395.33)	485.81(432.53,549.59)	0.17(0.15,0.18)	5,425.11(2,767.93,10,724.08)	227.15 (115.54,448.27)	0.19(0.17,0.2)
29	<b>Eswatini</b>	407.34(295.79,533.09)	504.78(450.39,567.53)	0.2(0.19,0.21)	1,403.01(717.32,2,831.98)	231.36 (118.1,462)	0.16(0.15,0.17)
30	<b>Ethiopia</b>	19,289.54(14,088.42,25,762.97)	436.39(388.01,493.74)	0.14(0.13,0.15)	84,378.28(42,946.69,167,022.57)	194.89 (99.24,382.4)	0.17(0.16,0.18)
31	<b>Fiji</b>	112.34(77.41,154.54)	437.08(387.21,490.36)	0.34(0.33,0.35)	1,500.15(748.30,3,027.61)	186.07 (93.34,372.78)	0.37(0.37,0.38)
32	<b>Finland</b>	6,884.37(5,109.82,8,842.70)	527.92(470.37,592.59)	0.15(0.13,0.17)	26,412.55(13,294.87,52,735.30)	243.62 (122.25,488.43)	0.13(0.11,0.15)
33	<b>France</b>	37,135.90(26,863.45,49,096.30)	549.48(489.76,619.91)	0.16(0.15,0.17)	312,561.48(158,076.20,625,928.00)	259.05 (130.26,515.29)	0.17(0.16,0.18)
34	<b>Gabon</b>	496.56(364.80,646.39)	474.10(421.71,533.20)	0.3(0.29,0.31)	2,403.02(1,206.55,4,783.61)	215.31 (108.86,425.64)	0.3(0.29,0.32)
35	<b>Gambia</b>	160.32(115.54,214.32)	458.80(406.85,519.73)	0.23(0.22,0.24)	2,063.36(1,035.64,4,107.80)	207.53 (104.6,411.05)	0.22(0.21,0.24)
36	<b>Georgia</b>	1,102.28(776.09,1,487.73)	435.97(388.89,495.81)	0.06(0.05,0.07)	12,031.62(6,077.64,24,096.45)	207.19 (104.23,414.89)	0.01(-0.01,0.04)
37	<b>Germany</b>	46,025.47(33,861.88,60,915.22)	516.02(461.53,578.52)	0.15(0.13,0.18)	398,600.96(200,643.70,806,389.93)	234.63 (118.4,469.69)	0.13(0.12,0.14)
38	<b>Ghana</b>	2,458.59(1,715.24,3,353.34)	471.01(418.09,530.82)	0.29(0.28,0.3)	36,782.74(18,730.62,73,370.17)	214.5 (109.58,423.83)	0.31(0.3,0.32)
39	<b>Greece</b>	5,110.71(3,628.73,6,803.00)	480.78(430.83,536.56)	0.16(0.09,0.23)	44,192.29(22,368.57,89,645.17)	212.63 (107.04,426.5)	0.21(0.14,0.27)
40	<b>Greenland</b>	29.86(22.34,38.93)	541.39(472.47,625.46)	0.26(0.24,0.29)	201.41(102.27,409.57)	274.15 (139.51,555.56)	0.18(0.17,0.19)
41	<b>Grenada</b>	27.84(19.18,36.97)	460.70(409.34,517.56)	0.22(0.22,0.23)	230.42(116.44,462.92)	198.5 (100.72,395.66)	0.23(0.22,0.24)
42	<b>Guam</b>	28.64(19.54,38.63)	452.71(399.88,503.39)	0.32(0.31,0.34)	383.65(189.84,774.31)	197.21 (97.93,397.26)	0.35(0.33,0.36)
43	<b>Guatemala</b>	6,430.99(4,795.54,8,386.78)	456.89(405.13,512.44)	0.29(0.28,0.3)	21,804.18(11,004.95,43,387.04)	194.24 (98.03,387.39)	0.31(0.3,0.32)
44	<b>Guinea</b>	880.95(638.24,1,150.32)	446.46(395.82,505.31)	0.14(0.13,0.14)	11,443.06(5,833.32,22,779.88)	200.78 (102.03,397.16)	0.14(0.13,0.15)
45							
46							
47							
48							
49							
50							
51							
52							
53							
54							
55							
56							
57							
58							
59							
60							

1							
2							
3							
4							
5	<b>Guinea-Bissau</b>	128.93(93.29,168.63)	446.60(397.20,502.82)	0.13(0.12,0.13)	1,545.62(785.64,3,059.71)	201.68 (103.46,397.25)	0.15(0.15,0.16)
6	<b>Guyana</b>	179.78(127.44,235.82)	465.04(412.47,523.46)	0.24(0.23,0.25)	1,299.48(650.42,2,581.52)	198.19 (99.56,391.73)	0.26(0.25,0.27)
7	<b>Haiti</b>	3,471.75(2,468.98,4,560.95)	428.08(379.01,483.41)	0.17(0.17,0.18)	13,194.39(6,552.20,26,939.87)	180.32 (90.63,368.01)	0.16(0.15,0.18)
8	<b>Honduras</b>	6,266.99(4,646.27,8,048.07)	460.70(409.68,518.31)	0.27(0.26,0.28)	12,329.29(6,255.35,24,589.81)	197.25 (99,394.18)	0.29(0.27,0.3)
9	<b>Hungary</b>	5,463.83(4,000.44,7,079.96)	413.74(369.10,464.69)	0.14(0.13,0.15)	32,461.17(16,263.33,65,469.55)	180.61 (90.26,362.61)	0.17(0.16,0.19)
10	<b>Iceland</b>	169.15(121.69,223.85)	718.28(629.78,819.21)	0.09(-0.02,0.2)	1,900.84(959.43,3,802.49)	366 (185.84,727.24)	0.08(0.05,0.12)
11	<b>India</b>	608,654.23(471,555.30,762,236.77)	430.04(382.62,481.91)	0.28(0.27,0.29)	2,117,084.06(1,066,597.96,4,229,735.21)	180.21 (91.12,360.7)	0.33(0.32,0.34)
12	<b>Indonesia</b>	37,364.49(27,864.69,48,180.48)	337.87(299.56,376.41)	0.31(0.29,0.32)	327,077.46(162,642.41,658,051.57)	138.66 (68.73,279.87)	0.35(0.34,0.36)
13	<b>Iran (Islamic Republic of)</b>	15,365.80(10,876.54,20,208.52)	445.04(395.92,501.86)	0.24(0.23,0.26)	149,354.27(75,489.54,293,269.60)	195.27 (98.67,381.01)	0.26(0.24,0.28)
14	<b>Iraq</b>	5,247.80(3,609.75,7,184.54)	425.84(378.79,475.45)	0.15(0.14,0.16)	45,113.50(22,709.48,89,016.55)	183.82 (92.73,367.26)	0.18(0.17,0.19)
15	<b>Ireland</b>	5,146.97(3,811.29,6,582.02)	564.51(503.60,636.22)	0.17(0.14,0.21)	19,059.64(9,683.89,37,925.19)	265.27 (135.44,526.99)	0.17(0.17,0.18)
16	<b>Israel</b>	3,229.82(2,299.93,4,280.12)	611.80(542.74,694.98)	0.13(0.09,0.17)	32,806.34(16,602.93,65,850.41)	298.87 (151.72,601.76)	0.15(0.13,0.17)
17	<b>Italy</b>	39,605.02(29,588.00,50,839.88)	543.54(484.74,613.82)	0.09(0.07,0.11)	313,516.20(158,871.44,621,282.61)	249.18 (126.2,494.66)	0.12(0.1,0.14)
18	<b>Jamaica</b>	927.94(656.11,1,268.08)	469.75(419.04,526.24)	0.24(0.24,0.25)	6,055.96(3,051.08,11,982.16)	202.77 (102.01,401.31)	0.25(0.23,0.26)
19	<b>Japan</b>	98,687.02(73,542.04,126,828.88)	645.28(575.41,724.99)	0.15(0.12,0.19)	893,674.46(452,866.41,1,784,591.80)	304.67 (153.77,607.84)	0.24(0.18,0.31)
20	<b>Jordan</b>	1,487.28(996.70,2,044.12)	437.70(389.54,489.42)	0.32(0.31,0.33)	13,920.23(6,963.52,27,536.45)	191.28 (95.19,383.94)	0.35(0.34,0.37)
21	<b>Kazakhstan</b>	10,146.45(7,065.91,13,762.34)	431.09(384.67,488.41)	0.16(0.15,0.16)	35,804.37(18,204.53,71,001.74)	200.49 (101.8,396.67)	0.14(0.13,0.15)
22	<b>Kenya</b>	11,926.10(8,748.00,15,540.52)	455.14(405.13,514.26)	0.18(0.17,0.19)	47,930.16(24,292.21,94,462.84)	203.46 (103.22,399.35)	0.2(0.19,0.2)
23	<b>Kiribati</b>	13.05(9.05,17.54)	422.24(372.89,474.57)	0.26(0.25,0.27)	133.41(66.48,272.05)	179.15 (90.11,364.51)	0.29(0.27,0.31)
24	<b>Kuwait</b>	796.87(523.89,1,108.70)	451.57(400.39,505.66)	0.34(0.32,0.36)	6,374.39(3,165.39,12,711.89)	196.69 (98.54,392.03)	0.32(0.3,0.33)
25	<b>Kyrgyzstan</b>	3,570.46(2,677.45,4,597.23)	404.45(361.33,459.69)	0.12(0.1,0.13)	9,034.50(4,571.31,18,079.79)	188.78 (95.48,376.91)	0.1(0.1,0.11)
26	<b>Lao People's Democratic Republic</b>	929.15(670.95,1,245.98)	325.75(287.90,364.72)	0.27(0.26,0.29)	6,356.17(3,132.18,12,847.97)	134.77 (66.72,272.05)	0.31(0.29,0.32)
27	<b>Latvia</b>	1,452.21(1,082.29,1,853.04)	485.43(432.82,549.71)	0.15(0.15,0.16)	8,226.85(4,189.51,16,293.08)	226.4 (114.34,445.6)	0.17(0.16,0.18)
28	<b>Lebanon</b>	893.78(628.26,1,210.92)	429.99(381.46,483.45)	0.35(0.33,0.36)	9,608.53(4,871.06,18,961.94)	185.74 (94.2,366.5)	0.36(0.35,0.38)
29	<b>Lesotho</b>	801.78(595.10,1,029.62)	476.66(424.57,538.10)	0.24(0.23,0.25)	2,867.02(1,470.17,5,716.01)	217.71 (111.79,434.16)	0.2(0.19,0.2)
30	<b>Liberia</b>	342.93(247.83,458.21)	466.60(414.69,522.87)	0.22(0.21,0.24)	4,698.39(2,388.61,9,294.93)	208.81 (107.19,410.41)	0.25(0.23,0.26)
31	<b>Libya</b>	1,011.95(700.01,1,372.90)	433.90(385.08,488.07)	0.24(0.23,0.25)	10,363.12(5,239.59,20,677.77)	187.6 (94.41,374.52)	0.23(0.22,0.23)
32	<b>Lithuania</b>	2,219.72(1,653.06,2,810.66)	436.74(390.48,492.39)	0.17(0.15,0.19)	10,277.21(5,196.79,20,381.45)	193.98 (97.85,382.9)	0.21(0.17,0.24)
33	<b>Luxembourg</b>	293.13(212.36,385.28)	561.35(501.47,633.38)	0.13(0.12,0.15)	2,530.55(1,275.33,5,036.50)	263.8 (133.38,524.73)	0.12(0.1,0.13)
34	<b>Madagascar</b>	5,339.66(3,859.92,6,934.36)	420.66(374.66,476.57)	0.1(0.1,0.11)	22,676.58(11,475.50,44,815.68)	190.02 (97.07,374.24)	0.13(0.12,0.14)
35	<b>Malawi</b>	3,773.82(2,760.03,4,974.49)	437.57(387.54,493.40)	0.18(0.17,0.19)	14,998.12(7,654.87,29,396.32)	197.96 (101.2,391.55)	0.2(0.19,0.21)
36	<b>Malaysia</b>	4,544.31(3,145.60,6,177.53)	354.16(313.34,396.68)	0.35(0.34,0.37)	41,779.08(20,439.38,83,953.86)	148.71 (72.97,299.71)	0.41(0.39,0.42)
37	<b>Maldives</b>	76.56(52.86,105.41)	333.59(294.21,374.24)	0.41(0.38,0.44)	487.92(240.75,983.79)	141.01 (69.53,284.42)	0.53(0.51,0.56)
38	<b>Mali</b>	1,433.54(1,014.95,1,893.75)	441.64(391.96,497.29)	0.16(0.15,0.16)	18,012.40(9,099.12,35,595.10)	199.02 (100.04,392.25)	0.18(0.17,0.18)
39	<b>Malta</b>	225.05(166.07,292.44)	563.72(501.95,633.55)	0.17(0.14,0.2)	2,235.91(1,125.36,4,476.49)	265.96 (134.2,530.15)	0.19(0.18,0.21)
40	<b>Marshall Islands</b>	8.60(6.14,11.60)	406.26(358.35,456.51)	0.31(0.29,0.34)	64.99(32.30,130.15)	169.49 (84.45,338.11)	0.3(0.28,0.32)
41	<b>Mauritania</b>	357.64(259.37,472.75)	479.07(424.33,541.09)	0.21(0.2,0.21)	4,739.73(2,413.83,9,458.22)	218.34 (111.09,432.37)	0.21(0.2,0.22)
42	<b>Mauritius</b>	384.61(275.26,510.67)	354.56(313.26,396.83)	0.32(0.32,0.33)	2,659.51(1,318.19,5,288.40)	147.85 (73.19,293.79)	0.34(0.33,0.36)
43	<b>Mexico</b>	102,187.70(78,727.27,130,521.66)	582.25(517.01,660.02)	0.3(0.29,0.3)	320,956.74(163,825.25,624,688.88)	266.69 (135.61,518.29)	0.37(0.32,0.42)
44	<b>Micronesia (Federated States of)</b>	16.08(11.58,21.36)	426.53(378.28,477.05)	0.27(0.26,0.28)	140.62(69.60,284.65)	181.86 (90.37,365.52)	0.28(0.26,0.3)
45	<b>Monaco</b>	15.32(10.82,20.71)	578.54(516.16,654.05)	0.12(0.1,0.14)	228.21(115.04,451.04)	272.83 (137.43,538.95)	0.12(0.1,0.14)
46							
47							
48							
49							
50							
51							
52							
53							
54							
55							
56							
57							
58							
59							
60							



1							
2							
3							
4							
5	<b>Mongolia</b>	1,041.19(760.72,1,360.27)	404.02(359.87,458.60)	0.17(0.15,0.19)	4,713.41(2,402.06,9,453.93)	188.25 (95.46,377.52)	0.17(0.14,0.2)
6	<b>Montenegro</b>	208.52(151.49,276.38)	404.14(361.01,454.81)	0.12(0.11,0.12)	1,701.84(859.09,3,355.83)	176.05 (88.66,347.85)	0.11(0.11,0.12)
7	<b>Morocco</b>	5,255.43(3,658.33,7,094.18)	418.42(372.53,471.35)	0.3(0.29,0.31)	59,341.37(29,856.59,117,163.51)	180.49 (90.36,357.17)	0.31(0.31,0.32)
8	<b>Mozambique</b>	5,977.33(4,359.90,8,001.94)	430.99(383.38,487.18)	0.16(0.15,0.17)	22,356.25(11,304.01,44,188.00)	193.24 (97.55,381.51)	0.18(0.17,0.19)
9	<b>Myanmar</b>	10,121.13(7,412.23,13,404.98)	328.58(291.24,366.98)	0.3(0.28,0.32)	66,519.51(33,036.30,134,461.05)	135.48 (67.14,274.16)	0.33(0.31,0.35)
10	<b>Namibia</b>	913.98(666.44,1,192.97)	471.04(420.20,532.58)	0.18(0.16,0.2)	3,176.52(1,615.73,6,231.79)	216.51 (110.41,422.02)	0.17(0.16,0.19)
11	<b>Nauru</b>	1.30(0.90,1.75)	434.03(382.96,485.98)	0.31(0.3,0.33)	9.22(4.61,18.74)	185.44 (91.43,376.19)	0.33(0.31,0.35)
12	<b>Nepal</b>	13,262.58(9,826.64,17,544.29)	408.37(364.68,457.87)	0.35(0.34,0.36)	39,900.30(20,152.88,79,474.42)	173.52 (88.21,346.57)	0.4(0.39,0.41)
13	<b>Netherlands</b>	15,109.76(11,005.05,19,723.21)	535.25(479.53,601.33)	0.09(0.05,0.13)	77,078.53(39,094.46,154,352.86)	245.27 (125.37,490.32)	0.06(0.01,0.12)
14	<b>New Zealand</b>	4,086.41(3,057.20,5,264.19)	652.35(580.93,738.27)	0.27(0.25,0.29)	22,687.89(11,424.59,45,454.97)	310.29 (156.19,621.11)	0.25(0.24,0.26)
15	<b>Nicaragua</b>	2,665.92(1,939.52,3,469.55)	467.38(414.91,525.90)	0.27(0.27,0.28)	9,305.84(4,652.42,18,618.58)	201.24 (100.59,402.74)	0.29(0.28,0.31)
16	<b>Niger</b>	1,236.28(887.43,1,624.87)	436.57(387.13,490.70)	0.13(0.12,0.13)	16,361.25(8,300.24,32,434.65)	197.14 (100.1,386.74)	0.13(0.12,0.14)
17	<b>Nigeria</b>	14,228.00(10,025.74,18,795.52)	471.92(418.93,532.92)	0.17(0.16,0.18)	198,149.50(100,690.20,393,208.76)	210.81 (107.35,414.62)	0.16(0.14,0.18)
18	<b>Niue</b>	0.34(0.24,0.45)	450.28(398.58,503.67)	0.33(0.32,0.35)	4.22(2.08,8.50)	193.22 (95.48,388.02)	0.35(0.34,0.37)
19	<b>North Macedonia</b>	578.08(399.02,784.19)	399.39(355.49,447.79)	0.17(0.16,0.18)	5,582.12(2,820.16,11,000.64)	173.36 (87.73,341.7)	0.18(0.17,0.19)
20	<b>Northern Mariana Islands</b>	9.61(6.90,12.69)	440.27(387.24,492.07)	0.31(0.22,0.4)	115.23(56.54,232.01)	189.62 (93.79,380.08)	0.3(0.24,0.35)
21	<b>Norway</b>	4,446.19(3,322.88,5,758.28)	618.49(551.99,702.08)	0.14(0.11,0.17)	26,284.59(13,344.36,52,560.96)	297.53 (150.85,595.94)	0.13(0.11,0.16)
22	<b>Oman</b>	558.81(375.81,762.22)	424.63(377.45,475.09)	0.46(0.43,0.5)	4,051.44(2,027.11,8,145.51)	185.77 (92.97,364.29)	0.51(0.48,0.53)
23	<b>Pakistan</b>	75,356.40(56,476.74,95,051.11)	381.39(338.91,432.79)	0.34(0.31,0.36)	187,539.68(94,081.51,374,246.45)	160.06 (80.82,315.95)	0.36(0.33,0.38)
24	<b>Palau</b>	3.55(2.49,4.71)	445.63(394.67,496.83)	0.29(0.28,0.3)	45.72(22.59,91.95)	192.11 (95.25,386.83)	0.32(0.31,0.34)
25	<b>Palestine</b>	565.74(395.98,755.48)	415.28(370.34,465.39)	0.14(0.13,0.16)	4,589.71(2,321.17,9,133.25)	178.7 (89.53,350.26)	0.15(0.13,0.17)
26	<b>Panama</b>	1,718.15(1,210.72,2,283.39)	465.91(412.59,525.18)	0.36(0.35,0.37)	8,369.83(4,170.17,16,822.60)	200.93 (100.26,404.46)	0.4(0.38,0.41)
27	<b>Papua New Guinea</b>	972.45(672.21,1,326.72)	384.63(339.60,430.91)	0.19(0.17,0.21)	8,443.66(4,211.99,17,120.24)	159.4 (78.8,321.4)	0.19(0.18,0.2)
28	<b>Paraguay</b>	3,332.59(2,257.17,4,493.62)	461.42(409.44,518.73)	0.23(0.23,0.24)	11,279.27(5,651.94,22,751.60)	199.01 (99.78,399.02)	0.25(0.24,0.26)
29	<b>Peru</b>	13,150.29(9,550.24,17,342.48)	474.79(421.11,531.34)	0.33(0.32,0.35)	66,524.80(33,457.42,134,366.58)	205.88 (103.66,414.11)	0.36(0.34,0.39)
30	<b>Philippines</b>	18,267.48(13,166.80,23,930.73)	318.32(281.97,355.89)	0.35(0.34,0.37)	108,332.51(53,495.55,218,308.95)	131.27 (65.08,263.88)	0.38(0.36,0.41)
31	<b>Poland</b>	28,807.97(21,422.70,37,160.94)	424.22(378.32,475.07)	0.23(0.22,0.24)	122,273.37(61,771.55,239,682.70)	184.07 (92.47,360.17)	0.28(0.27,0.29)
32	<b>Portugal</b>	6,657.16(4,914.86,8,594.53)	574.61(514.02,648.09)	0.17(0.16,0.18)	58,266.01(29,501.02,116,348.28)	273.24 (137.57,544.57)	0.19(0.18,0.21)
33	<b>Puerto Rico</b>	2,272.63(1,656.89,3,029.63)	518.94(460.51,580.95)	0.24(0.22,0.25)	14,631.84(7,371.89,29,378.70)	227.38 (114.21,453.35)	0.26(0.25,0.28)
34	<b>Qatar</b>	421.00(280.24,592.09)	439.14(390.47,489.85)	0.2(0.19,0.22)	2,878.23(1,435.76,5,805.88)	189.47 (95.37,379.64)	0.15(0.14,0.16)
35	<b>Republic of Korea</b>	29,201.43(21,353.61,38,703.71)	734.40(654.27,830.95)	0(-0.05,0.05)	334,791.59(169,397.27,661,648.87)	369.39 (186.93,729.56)	-0.01(-0.08,0.06)
36	<b>Republic of Moldova</b>	1,079.07(793.32,1,437.37)	479.67(427.95,542.42)	0.24(0.23,0.25)	12,761.29(6,581.24,25,398.64)	223.03 (114.68,442.9)	0.26(0.25,0.27)
37	<b>Romania</b>	6,096.94(4,302.96,8,150.14)	405.75(362.14,456.97)	0.21(0.2,0.22)	62,060.51(31,230.18,122,942.22)	177.63 (89.28,354.52)	0.25(0.24,0.26)
38	<b>Russian Federation</b>	64,908.83(49,771.11,82,234.59)	645.75(567.38,742.28)	0.03(-0.03,0.1)	764,513.48(391,696.41,1,529,769.93)	331.3 (170.02,665.5)	-0.05(-0.14,0.04)
39	<b>Rwanda</b>	3,288.02(2,393.56,4,424.79)	435.60(385.36,491.46)	0.15(0.14,0.16)	12,592.22(6,380.10,24,849.56)	197.05 (100.13,385.1)	0.18(0.16,0.2)
40	<b>Saint Kitts and Nevis</b>	28.75(20.45,38.32)	482.90(429.82,544.72)	0.22(0.21,0.24)	147.95(73.93,295.06)	209.26 (104.62,420.28)	0.24(0.23,0.26)
41	<b>Saint Lucia</b>	82.13(60.56,106.87)	472.82(419.26,530.57)	0.25(0.24,0.26)	446.01(222.17,894.68)	203.08 (101.69,409.14)	0.26(0.25,0.27)
42	<b>Saint Vincent and the Grenadines</b>	33.49(24.32,44.57)	467.15(415.23,524.75)	0.26(0.25,0.26)	276.01(139.08,554.79)	200.48 (101.08,403.28)	0.25(0.23,0.26)
43	<b>Samoa</b>	29.17(20.87,38.94)	431.63(381.00,485.14)	0.17(0.16,0.18)	284.03(139.43,577.57)	185.04 (91.01,375.52)	0.18(0.17,0.19)
44	<b>San Marino</b>	14.03(9.47,19.49)	571.08(509.29,642.94)	0.16(0.12,0.19)	155.22(78.21,311.47)	268.16 (134.88,534.34)	0.15(0.14,0.15)
45	<b>Sao Tome and Principe</b>	17.59(12.31,23.39)	468.75(417.00,529.91)	0.19(0.18,0.2)	241.75(122.07,478.24)	213.12 (108.59,419.91)	0.2(0.19,0.21)
46							
47							
48							
49							
50							
51							
52							
53							
54							
55							
56							
57							
58							
59							
60							

1						
2						
3						
4						
5						
6						
7						
8						
9						
10						
11						
12						
13						
14						
15						
16						
17						
18						
19						
20						
21						
22						
23						
24						
25						
26						
27						
28						
29						
30						
31						
32						
33						
34						
35						
36						
37						
38						
39						
40						
41						
42						
43						
44						
45						
46						
47						
48						
49						
50						
51						
52						
53						
54						
55						
56						
57						
58						
59						
60						

<b>Venezuela (Bolivarian Republic of)</b>	19,779.35(14,606.65,25,663.17)	449.48(398.45,504.97)	0.24(0.23,0.24)	56,808.51(27,760.15,115,909.34)	189.7 (93.27,387.3)	0.27(0.26,0.28)
<b>Viet Nam</b>	19,649.93(14,229.72,25,909.09)	319.36(282.37,358.86)	0.21(0.2,0.21)	132,001.25(64,733.83,262,872.87)	132.86 (65.25,265.37)	0.23(0.22,0.25)
<b>Yemen</b>	2,511.47(1,734.83,3,349.81)	383.53(340.86,430.61)	0.24(0.23,0.25)	22,942.60(11,441.75,45,261.82)	163.66 (82.13,326.05)	0.23(0.22,0.25)
<b>Zambia</b>	4,236.42(3,166.38,5,543.81)	438.34(388.55,495.54)	0.15(0.15,0.16)	14,138.61(7,167.36,28,005.92)	197.9 (100.83,390.13)	0.18(0.17,0.19)
<b>Zimbabwe</b>	2,573.66(1,874.16,3,363.11)	462.14(411.24,520.92)	0.09(0.08,0.11)	15,665.69(7,983.88,30,936.28)	212.25 (108.27,418.58)	0.06(0.05,0.07)

For peer review only



**Table S10.** The numbers (2019), ASRs per 100,000 (2019), and AAPCs (1990-2019) in incidence and DALY for LBP in 204 countries.

Characteristic	Incident cases			DALYs		
	Numbers (95% UI)	ASIR (95% UI)	AAPC (95% CI)	Numbers (95% UI)	Age-standardized DALYs rate (95% UI)	AAPC (95% CI)
Afghanistan	781,631.07(677,351.32,895,750.23)	3,108.21(2,743.75,3,521.47)	0.02(0.02,0.02)	196,023.03(136,063.66,264,247.02)	803.62(567.98,1,075.42)	0.03(0.02,0.05)
Albania	134,797.04(119,403.09,153,322.25)	4,099.45(3,626.32,4,642.50)	-0.06(-0.06,-0.05)	38,226.20(26,774.73,51,601.05)	1,141.56(793.58,1,551.90)	-0.05(-0.06,-0.05)
Algeria	1,257,427.26(1,097,528.94,1,445,307.66)	3,081.24(2,713.31,3,497.96)	-0.06(-0.07,-0.06)	333,812.78(230,155.32,447,251.64)	816.54(567.81,1,093.97)	-0.07(-0.08,-0.07)
American Samoa	2,020.89(1,787.38,2,288.67)	3,840.08(3,422.71,4,330.18)	-0.01(-0.01,0.00)	514.43(363.57,687.67)	979.39(690.10,1,307.09)	-0.03(-0.04,-0.02)
Andorra	2,931.91(2,557.31,3,341.54)	2,770.49(2,428.05,3,139.11)	-0.01(-0.02,0.01)	1,164.78(809.61,1,587.07)	1,038.73(724.82,1,423.10)	-0.1(-0.11,-0.08)
Angola	557,122.86(483,950.15,637,857.06)	2,863.51(2,525.77,3,251.39)	-0.03(-0.04,-0.03)	141,489.59(99,470.64,190,546.67)	751.44(529.22,1,006.04)	-0.02(-0.02,-0.01)
Antigua and Barbuda	2,745.05(2,413.53,3,135.52)	2,720.99(2,402.38,3,084.44)	-0.04(-0.05,-0.04)	726.24(506.91,978.97)	713.01(500.07,955.74)	-0.06(-0.07,-0.05)
Argentina	1,165,772.86(1,021,129.24,1,329,341.74)	2,393.08(2,089.79,2,725.79)	-0.01(-0.02,0.01)	390,169.05(272,744.42,529,541.99)	791.93(551.83,1,073.57)	-0.07(-0.08,-0.06)
Armenia	120,087.38(106,099.43,135,986.33)	3,348.04(2,968.72,3,786.60)	-0.02(-0.03,-0.02)	32,970.07(23,553.72,44,381.19)	908.58(643.01,1,220.15)	0(-0.01,0)
Australia	796,532.20(698,694.03,904,485.30)	2,723.99(2,384.08,3,095.56)	-0.18(-0.2,-0.16)	298,624.33(209,363.52,402,395.10)	986.56(685.32,1,334.14)	-0.42(-0.45,-0.38)
Austria	288,856.18(253,261.76,328,518.21)	2,529.10(2,210.82,2,875.96)	-0.15(-0.19,-0.12)	105,627.16(75,640.61,142,806.99)	874.79(618.61,1,184.30)	-0.35(-0.37,-0.33)
Azerbaijan	341,777.56(298,651.36,392,073.70)	3,160.86(2,792.18,3,581.32)	0.00(0.00,0.01)	90,863.16(63,207.03,123,410.88)	836.71(586.07,1,129.28)	0.01(0,0.02)
Bahamas	11,256.52(9,853.17,12,828.75)	2,721.54(2,389.22,3,092.43)	-0.07(-0.08,-0.06)	2,973.35(2,089.56,4,006.41)	714.41(502.53,962.45)	-0.08(-0.09,-0.07)
Bahrain	51,265.09(43,818.11,59,720.79)	3,082.56(2,707.65,3,503.97)	-0.03(-0.04,-0.03)	13,741.79(9,477.10,18,768.91)	808.87(568.92,1,083.63)	-0.04(-0.06,-0.03)
Bangladesh	4,307,843.43(3,794,696.42,4,886,974.72)	2,858.23(2,520.53,3,237.56)	-0.22(-0.23,-0.21)	1,142,791.68(805,696.99,1,530,930.72)	761.02(536.28,1,022.91)	-0.26(-0.28,-0.25)
Barbados	10,332.16(9,127.39,11,793.40)	2,742.61(2,407.80,3,126.91)	-0.04(-0.04,-0.03)	2,758.06(1,927.39,3,705.58)	722.87(505.21,963.05)	-0.05(-0.05,-0.04)
Belarus	450,470.90(399,088.95,513,132.54)	3,660.82(3,237.43,4,136.45)	-0.03(-0.04,-0.02)	124,257.72(87,956.29,166,211.96)	992.12(702.88,1,325.31)	-0.02(-0.03,-0.02)
Belgium	393,941.29(347,786.37,447,216.75)	2,799.34(2,469.23,3,167.20)	-0.02(-0.07,0.03)	154,724.73(109,530.28,207,045.34)	1,043.62(734.22,1,407.39)	-0.11(-0.12,-0.1)
Belize	10,350.21(9,050.05,11,818.54)	2,769.13(2,442.15,3,145.13)	-0.03(-0.03,-0.02)	2,719.13(1,909.67,3,620.79)	733.44(515.27,982.16)	-0.03(-0.05,-0.01)
Benin	238,300.94(207,499.22,272,098.16)	2,857.22(2,527.32,3,235.79)	-0.01(-0.01,0)	61,224.80(42,988.26,82,276.95)	755.45(532.97,1,014.34)	0.02(0.01,0.02)
Bermuda	2,435.56(2,148.37,2,783.12)	2,769.05(2,431.93,3,141.97)	-0.06(-0.06,-0.05)	657.97(466.30,886.25)	735.09(514.16,987.14)	-0.06(-0.07,-0.06)
Bhutan	20,049.06(17,635.49,22,887.75)	2,869.05(2,537.67,3,249.31)	-0.06(-0.07,-0.06)	5,340.54(3,750.26,7,158.33)	766.64(541.28,1,037.86)	-0.04(-0.06,-0.03)
Bolivia (Plurinational State of)	287,382.46(252,523.76,326,926.66)	2,677.54(2,355.04,3,028.44)	-0.06(-0.06,-0.05)	75,174.22(52,502.97,100,384.21)	704.00(492.32,941.38)	-0.04(-0.06,-0.03)
Bosnia and Herzegovina	163,977.61(145,144.91,187,174.50)	3,793.67(3,352.83,4,289.48)	0.03(0.02,0.05)	44,681.49(31,591.25,60,102.86)	1,014.97(714.29,1,356.96)	0.06(0.05,0.07)
Botswana	50,105.55(43,880.75,57,626.07)	2,539.45(2,243.21,2,882.84)	-0.06(-0.07,-0.04)	12,695.95(8,915.52,17,094.33)	647.71(460.39,868.32)	-0.08(-0.08,-0.07)
Brazil	7,631,690.28(6,709,900.98,8,648,467.77)	3,242.47(2,859.43,3,665.58)	0.01(0.00,0.02)	2,044,102.33(1,441,813.54,2,715,670.05)	861.51(607.16,1,146.40)	0.04(0.03,0.05)
Brunei Darussalam	12,058.44(10,462.13,13,916.35)	2,675.12(2,343.90,3,033.82)	0.02(-0.03,0.06)	4,364.16(3,002.77,5,981.58)	966.82(672.30,1,317.15)	-0.02(-0.03,-0.01)
Bulgaria	382,244.33(337,709.61,433,890.99)	4,077.27(3,620.81,4,647.12)	-0.04(-0.04,-0.03)	108,064.32(76,756.77,145,840.38)	1,130.09(789.96,1,518.70)	-0.03(-0.03,-0.02)
Burkina Faso	428,057.75(373,947.23,489,261.09)	2,830.44(2,496.74,3,187.16)	0.05(0.04,0.06)	109,607.64(77,032.42,148,089.00)	746.30(526.11,1,002.42)	0.1(0.09,0.11)
Burundi	210,592.45(182,913.12,239,769.18)	2,767.87(2,451.35,3,138.90)	0.05(0.04,0.07)	53,420.85(37,701.97,71,174.13)	724.85(514.43,975.46)	0.08(0.07,0.09)
Cabo Verde	14,396.31(12,672.65,16,432.39)	2,776.92(2,447.85,3,149.30)	-0.01(-0.02,-0.01)	3,771.93(2,629.06,5,012.01)	730.61(512.84,975.04)	-0.02(-0.04,-0.01)
Cambodia	534,408.20(471,611.54,606,369.28)	3,596.19(3,197.66,4,072.36)	-0.2(-0.22,-0.19)	138,271.46(95,377.98,184,505.40)	930.58(647.10,1,239.65)	-0.23(-0.25,-0.22)
Cameroon	604,298.31(526,117.79,688,318.73)	2,946.96(2,593.39,3,341.13)	-0.03(-0.04,-0.02)	156,964.77(110,113.13,211,268.67)	784.92(550.13,1,051.23)	-0.03(-0.04,-0.01)
Canada	1,233,474.64(1,082,727.78,1,400,023.78)	2,710.70(2,374.73,3,066.83)	0.26(0.1,0.43)	476,173.05(335,648.76,641,763.23)	1,003.84(697.40,1,358.84)	0.31(0.17,0.46)
Central African Republic	104,867.20(91,196.69,119,989.88)	2,887.41(2,537.84,3,276.60)	-0.01(-0.01,-0.01)	26,665.98(18,702.82,35,920.30)	753.52(534.19,1,015.81)	0.01(0,0.02)
Chad	298,243.09(259,648.97,341,691.01)	2,990.69(2,651.90,3,379.57)	-0.01(-0.02,0)	76,847.32(54,136.42,104,458.52)	801.20(568.48,1,083.95)	-0.01(-0.02,0.01)
Chile	496,800.70(435,002.97,570,421.30)	2,378.95(2,066.89,2,712.05)	0.01(0,0.02)	166,912.76(115,673.97,226,315.97)	782.93(544.71,1,064.40)	-0.03(-0.04,-0.02)

China	40,158,356.95(35,369,447.69,45,809,146.32)	2,280.67(2,017.18,2,572.62)	-1.16(-1.23,-1.08)	10,334,104.36(7,329,879.14,14,004,811.71)	579.05(411.61,778.10)	-1.2(-1.28,-1.12)
Colombia	1,630,741.91(1,442,304.04,1,848,789.92)	3,192.39(2,827.64,3,616.83)	0.02(0.02,0.03)	454,710.42(317,352.20,609,186.22)	885.14(618.18,1,187.15)	0.07(0.06,0.09)
Comoros	17,135.24(15,039.17,19,537.02)	2,814.26(2,491.27,3,196.60)	0.02(0.01,0.04)	4,519.62(3,170.17,6,076.24)	749.89(530.25,996.89)	0.07(0.06,0.09)
Congo	114,429.89(100,180.60,131,313.95)	2,822.37(2,498.69,3,193.11)	-0.02(-0.03,-0.01)	29,330.28(20,291.93,39,387.22)	735.82(520.26,993.02)	0(-0.01,0.01)
Cook Islands	803.96(714.50,908.32)	3,841.17(3,413.96,4,324.33)	0(-0.01,0.01)	206.76(147.38,273.34)	985.41(697.35,1,314.06)	-0.01(-0.02,0)
Costa Rica	146,400.82(129,161.89,166,424.46)	2,872.69(2,533.41,3,257.43)	-0.09(-0.1,-0.08)	39,073.78(27,283.37,52,856.39)	761.55(532.33,1,028.92)	-0.11(-0.12,-0.1)
Croatia	231,826.69(205,231.68,262,408.68)	4,089.50(3,602.05,4,608.56)	-0.13(-0.15,-0.11)	65,105.65(45,754.72,88,041.65)	1,129.08(791.68,1,521.46)	-0.18(-0.21,-0.14)
Cuba	410,683.37(368,610.95,457,067.76)	2,818.43(2,521.05,3,136.02)	-0.12(-0.13,-0.1)	111,531.04(79,721.49,149,153.00)	753.07(539.46,1,003.73)	-0.15(-0.17,-0.13)
Cyprus	44,543.07(39,103.54,50,713.51)	2,854.19(2,510.80,3,223.26)	0.03(0.01,0.04)	17,937.63(12,600.07,24,327.15)	1,100.86(774.01,1,497.16)	0(-0.01,0.01)
Czechia	570,645.41(503,445.21,648,302.26)	4,075.61(3,612.97,4,605.00)	-0.08(-0.08,-0.07)	160,129.63(113,773.31,215,853.75)	1,125.00(784.83,1,522.15)	-0.07(-0.09,-0.05)
Côte d'Ivoire	531,447.89(462,721.08,612,080.67)	2,851.83(2,524.29,3,230.87)	0.04(0.04,0.05)	136,718.42(95,525.16,184,072.84)	750.09(532.56,1,007.27)	0.11(0.09,0.12)
Democratic People's Republic of Korea	988,042.54(872,824.64,1,123,533.28)	3,256.10(2,889.47,3,675.82)	-0.2(-0.2,-0.19)	256,843.68(181,228.60,341,309.74)	837.89(591.45,1,104.19)	-0.19(-0.2,-0.18)
Democratic Republic of the Congo	1,694,839.60(1,478,578.50,1,942,679.48)	2,855.10(2,530.18,3,235.81)	-0.04(-0.06,-0.02)	429,801.62(301,251.27,579,269.05)	744.77(523.97,1,003.76)	-0.01(-0.02,-0.01)
Denmark	183,946.29(157,686.81,216,998.57)	2,572.24(2,215.43,2,968.09)	-0.05(-0.07,-0.03)	94,669.92(66,888.61,127,328.04)	1,248.54(878.34,1,682.13)	-0.14(-0.17,-0.11)
Djibouti	24,843.93(21,607.32,28,624.64)	2,626.97(2,321.58,2,995.76)	-0.04(-0.05,-0.03)	6,382.56(4,417.68,8,607.08)	683.28(478.10,923.04)	-0.03(-0.05,-0.02)
Dominica	2,144.30(1,890.43,2,428.35)	2,738.98(2,409.00,3,107.63)	-0.09(-0.1,-0.09)	566.97(400.13,755.64)	719.65(508.48,964.84)	-0.12(-0.13,-0.11)
Dominican Republic	281,672.18(247,704.66,320,192.13)	2,675.93(2,355.95,3,031.76)	0.06(0.06,0.07)	73,563.27(51,487.62,98,967.03)	699.32(489.49,940.05)	0.08(0.05,0.1)
Ecuador	417,010.53(373,427.49,463,971.90)	2,470.52(2,218.62,2,744.10)	-0.14(-0.16,-0.12)	106,956.08(75,697.95,142,068.94)	634.85(450.36,842.92)	-0.19(-0.2,-0.17)
Egypt	2,738,367.95(2,402,635.87,3,135,984.39)	3,155.71(2,789.93,3,568.52)	0.04(0.04,0.05)	724,668.40(504,743.96,974,423.94)	842.94(590.66,1,130.06)	0.07(0.06,0.09)
El Salvador	182,160.40(160,718.00,206,783.42)	2,949.18(2,604.66,3,354.47)	0.04(0.03,0.04)	48,215.06(33,802.56,64,765.65)	782.00(552.09,1,054.20)	0.06(0.05,0.07)
Equatorial Guinea	26,523.06(22,845.48,30,350.91)	2,808.71(2,476.48,3,167.06)	-0.09(-0.1,-0.08)	6,685.58(4,689.84,8,991.21)	729.21(515.06,977.18)	-0.07(-0.09,-0.06)
Eritrea	115,482.04(99,599.81,132,866.17)	2,504.73(2,200.19,2,847.65)	0.12(0.11,0.12)	28,731.05(20,078.34,38,645.42)	636.16(448.98,852.07)	0.17(0.16,0.19)
Estonia	63,050.29(55,936.97,71,492.99)	3,537.78(3,135.02,3,997.22)	-0.02(-0.02,-0.01)	17,158.78(12,188.35,22,966.74)	944.68(665.07,1,274.12)	0.01(-0.01,0.02)
Eswatini	20,910.63(18,261.94,23,918.53)	2,450.68(2,154.71,2,778.39)	-0.07(-0.1,-0.04)	5,174.74(3,638.77,6,888.48)	614.68(439.82,825.12)	-0.13(-0.14,-0.11)
Ethiopia	1,845,491.24(1,606,008.54,2,112,834.13)	2,673.52(2,364.07,3,043.93)	-0.09(-0.11,-0.06)	469,908.18(326,669.07,624,485.96)	700.06(491.31,935.19)	-0.06(-0.08,-0.03)
Fiji	32,973.27(29,022.40,37,656.33)	3,809.06(3,365.95,4,313.78)	-0.06(-0.07,-0.05)	8,403.26(5,990.09,11,214.70)	967.91(689.28,1,291.15)	-0.1(-0.11,-0.1)
Finland	185,607.93(162,853.94,210,464.88)	2,624.04(2,296.73,2,954.41)	-0.07(-0.1,-0.04)	69,408.24(49,658.20,94,461.96)	930.21(651.98,1,250.37)	-0.17(-0.19,-0.16)
France	2,301,282.14(2,029,674.24,2,603,827.57)	2,838.49(2,500.05,3,196.99)	0.03(0.01,0.05)	927,416.15(653,330.11,1,259,722.68)	1,085.59(755.28,1,464.37)	0(-0.01,0.01)
Gabon	40,509.54(35,503.98,46,353.68)	2,802.20(2,470.96,3,184.14)	0(-0.02,0.01)	10,419.38(7,257.31,13,927.89)	728.71(511.17,977.32)	0(-0.01,0.01)
Gambia	43,157.34(37,480.82,49,239.91)	2,747.75(2,420.71,3,108.53)	-0.02(-0.03,0)	10,967.63(7,672.40,14,875.89)	714.31(503.41,961.88)	-0.04(-0.05,-0.02)
Georgia	137,699.54(122,075.26,156,632.41)	2,973.43(2,614.48,3,377.53)	0.02(0.01,0.04)	35,985.18(25,553.00,48,360.05)	767.98(544.02,1,030.40)	0.02(0,0.04)
Germany	3,226,524.26(2,841,666.78,3,661,208.26)	2,980.56(2,620.07,3,371.43)	-0.03(-0.05,-0.02)	1,352,408.39(944,971.32,1,805,632.52)	1,168.98(810.60,1,566.97)	-0.13(-0.15,-0.11)
Ghana	600,477.53(528,671.68,679,452.12)	2,448.10(2,178.80,2,740.07)	-0.07(-0.09,-0.05)	150,061.06(106,454.06,201,410.44)	618.97(438.21,831.69)	-0.07(-0.11,-0.04)
Greece	365,188.03(320,546.94,414,544.88)	2,714.68(2,371.48,3,090.64)	0.01(-0.03,0.05)	142,958.24(100,300.61,194,711.62)	998.49(695.20,1,356.85)	-0.02(-0.04,0)
Greenland	1,851.05(1,613.56,2,106.98)	2,930.15(2,566.62,3,318.03)	-0.1(-0.11,-0.08)	751.76(527.34,1,009.60)	1,152.32(811.76,1,547.75)	-0.22(-0.22,-0.21)
Grenada	3,071.14(2,695.42,3,501.35)	2,733.41(2,401.77,3,099.58)	-0.09(-0.1,-0.09)	811.88(570.90,1,088.39)	718.27(505.04,960.63)	-0.11(-0.12,-0.11)
Guam	6,784.84(6,030.77,7,668.60)	3,771.47(3,348.12,4,251.26)	0(-0.01,0.01)	1,750.46(1,235.53,2,333.97)	970.16(684.94,1,287.66)	-0.01(-0.02,0)
Guatemala	466,100.31(406,346.04,531,405.61)	3,008.93(2,659.05,3,388.50)	-0.01(-0.02,0)	122,813.54(85,276.91,165,256.45)	800.94(562.46,1,067.17)	0.02(0.01,0.03)

1							
2							
3							
4							
5	<b>Guinea</b>	243,173.61(212,650.61,276,982.69)	2,836.99(2,504.29,3,234.61)	0.02(0.02,0.03)	62,333.02(43,928.09,84,010.57)	748.30(531.11,1,004.19)	0.05(0.04,0.06)
6	<b>Guinea-Bissau</b>	36,003.50(31,290.47,41,215.27)	2,774.00(2,446.70,3,148.39)	-0.01(-0.01,0)	9,177.80(6,352.97,12,318.80)	725.13(510.80,964.85)	0(0,0.01)
7	<b>Guyana</b>	20,468.15(17,943.60,23,409.43)	2,748.71(2,426.18,3,120.79)	-0.04(-0.05,-0.03)	5,314.52(3,752.83,7,133.85)	714.25(505.36,953.74)	-0.04(-0.05,-0.03)
8	<b>Haiti</b>	289,471.15(252,895.52,331,111.39)	2,770.61(2,438.44,3,145.15)	-0.01(-0.02,0)	74,694.32(51,689.62,100,002.32)	723.10(512.98,967.03)	-0.01(-0.02,0)
9	<b>Honduras</b>	251,564.11(219,329.67,288,022.62)	2,955.28(2,595.97,3,353.76)	0(-0.01,0)	66,548.04(46,395.24,89,642.88)	790.30(548.93,1,068.77)	0.02(0.01,0.03)
10	<b>Hungary</b>	528,781.02(469,002.88,599,707.39)	4,107.21(3,649.54,4,625.92)	0.08(0.07,0.08)	150,027.08(106,405.99,201,774.65)	1,142.13(797.96,1,543.09)	0.15(0.14,0.17)
11	<b>Iceland</b>	11,356.17(9,965.12,12,882.07)	2,832.28(2,480.27,3,225.34)	-0.14(-0.16,-0.12)	4,491.09(3,153.35,6,074.17)	1,078.31(753.44,1,459.83)	-0.33(-0.34,-0.32)
12	<b>India</b>	29,625,621.09(26,011,120.94,33,743,475.91)	2,268.60(1,998.28,2,574.65)	-0.95(-1.01,-0.89)	7,504,141.56(5,315,995.81,10,033,075.50)	575.01(407.53,773.42)	-1.06(-1.13,-1)
13		)					
14	<b>Indonesia</b>	9,234,621.89(8,117,808.44,10,516,756.78)	3,575.98(3,172.39,4,034.52)	-0.24(-0.26,-0.22)	2,434,086.39(1,707,306.90,3,256,770.18)	936.01(657.51,1,246.56)	-0.2(-0.22,-0.19)
15	<b>Iran (Islamic Republic of)</b>	3,050,709.48(2,686,650.20,3,487,116.35)	3,492.98(3,092.55,3,949.54)	-0.3(-0.33,-0.26)	837,778.62(583,888.00,1,128,833.77)	951.92(668.92,1,275.17)	-0.34(-0.41,-0.28)
16	<b>Iraq</b>	1,079,909.42(949,881.57,1,240,335.86)	3,058.30(2,709.35,3,476.33)	-0.09(-0.1,-0.09)	279,601.19(193,899.45,377,242.67)	802.31(560.86,1,078.32)	-0.09(-0.1,-0.09)
17	<b>Ireland</b>	165,531.91(145,498.74,187,453.96)	2,923.48(2,567.89,3,326.49)	0(-0.02,0.01)	67,591.45(47,530.58,91,195.92)	1,145.71(802.03,1,543.36)	-0.07(-0.09,-0.05)
18	<b>Israel</b>	271,895.38(239,126.45,306,401.15)	2,828.50(2,484.61,3,200.87)	-0.01(-0.03,0.02)	104,356.37(73,223.17,140,471.54)	1,070.39(748.60,1,440.61)	-0.1(-0.11,-0.09)
19	<b>Italy</b>	2,487,894.09(2,186,301.07,2,827,095.31)	3,112.64(2,730.23,3,519.07)	-0.05(-0.08,-0.02)	912,014.87(643,684.15,1,232,233.72)	1,078.09(748.99,1,460.84)	-0.15(-0.17,-0.13)
20	<b>Jamaica</b>	83,800.68(73,840.97,95,494.05)	2,796.26(2,462.37,3,192.45)	-0.03(-0.04,-0.03)	22,313.45(15,737.14,29,747.57)	741.41(523.57,992.73)	-0.04(-0.05,-0.04)
21	<b>Japan</b>	5,520,721.51(4,858,046.79,6,269,887.36)	3,172.86(2,772.97,3,590.01)	-0.2(-0.25,-0.15)	2,108,843.40(1,494,752.40,2,860,549.02)	1,134.29(789.27,1,537.99)	-0.43(-0.47,-0.39)
22	<b>Jordan</b>	312,023.52(271,793.21,358,356.11)	3,094.64(2,725.90,3,511.31)	-0.04(-0.04,-0.03)	81,779.37(56,682.35,108,984.65)	819.77(570.51,1,091.22)	-0.04(-0.04,-0.03)
23	<b>Kazakhstan</b>	600,890.89(532,942.73,682,777.12)	3,232.34(2,875.60,3,654.17)	-0.06(-0.07,-0.06)	159,502.05(112,565.56,214,299.95)	856.68(606.81,1,151.53)	-0.07(-0.08,-0.06)
24	<b>Kenya</b>	998,193.48(869,463.63,1,140,469.18)	2,812.67(2,491.60,3,190.83)	-0.04(-0.05,-0.03)	255,500.70(179,017.78,339,534.55)	734.45(517.96,982.28)	-0.02(-0.03,-0.01)
25	<b>Kiribati</b>	3,825.58(3,366.43,4,354.88)	3,968.44(3,538.44,4,467.66)	0.12(0.1,0.13)	980.79(690.04,1,308.87)	1,024.17(718.98,1,362.93)	0.16(0.15,0.17)
26	<b>Kuwait</b>	147,166.77(126,464.61,171,814.29)	3,140.29(2,778.55,3,552.84)	-0.01(-0.01,0)	39,638.68(26,977.97,53,817.00)	835.65(589.30,1,121.03)	0(-0.02,0.01)
27	<b>Kyrgyzstan</b>	180,485.26(158,452.34,204,980.91)	3,123.88(2,754.44,3,527.10)	-0.07(-0.08,-0.06)	47,292.53(33,334.03,63,269.27)	824.58(586.27,1,106.83)	-0.08(-0.09,-0.07)
28	<b>Lao People's Democratic Republic</b>	211,094.42(186,033.51,240,583.94)	3,465.52(3,082.69,3,909.46)	-0.06(-0.07,-0.05)	54,216.52(37,804.65,72,387.85)	891.94(627.21,1,183.89)	-0.04(-0.05,-0.02)
29	<b>Latvia</b>	96,329.30(85,356.25,109,172.14)	3,633.44(3,227.46,4,107.42)	-0.01(-0.01,0)	26,600.98(18,916.02,35,720.36)	981.38(693.65,1,320.36)	0.02(0.01,0.03)
30	<b>Lebanon</b>	150,707.83(132,418.64,171,751.01)	2,830.32(2,484.60,3,214.28)	-0.04(-0.04,-0.03)	38,867.48(27,267.08,52,121.39)	727.22(511.52,966.04)	-0.03(-0.04,-0.02)
31	<b>Lesotho</b>	42,557.97(37,094.70,48,552.18)	2,485.97(2,198.07,2,830.21)	-0.12(-0.13,-0.11)	10,661.92(7,543.23,14,223.91)	628.32(445.76,838.66)	-0.17(-0.2,-0.14)
32	<b>Liberia</b>	97,809.34(84,893.63,112,463.23)	2,776.20(2,445.51,3,134.69)	-0.02(-0.02,-0.01)	24,774.89(17,343.40,33,125.50)	716.06(507.21,957.85)	-0.02(-0.03,0)
33	<b>Libya</b>	210,984.85(183,586.05,243,607.58)	3,041.97(2,684.58,3,459.01)	-0.07(-0.08,-0.07)	55,476.05(38,325.63,75,269.63)	796.31(558.85,1,069.21)	-0.11(-0.12,-0.1)
34	<b>Lithuania</b>	140,606.25(124,831.74,159,766.30)	3,646.50(3,232.39,4,112.41)	-0.09(-0.09,-0.08)	38,853.59(27,645.36,52,059.94)	984.94(695.63,1,328.98)	-0.1(-0.12,-0.09)
35	<b>Luxembourg</b>	21,165.35(18,473.99,24,120.37)	2,832.96(2,478.61,3,210.10)	-0.03(-0.06,0.01)	8,492.76(6,005.57,11,390.66)	1,082.96(759.79,1,454.00)	-0.11(-0.12,-0.11)
36	<b>Madagascar</b>	500,686.30(434,821.02,575,211.55)	2,741.20(2,411.69,3,135.79)	-0.17(-0.18,-0.17)	128,415.39(89,304.25,172,439.11)	721.58(508.14,975.63)	-0.19(-0.2,-0.18)
37	<b>Malawi</b>	323,991.89(281,374.84,371,848.14)	2,691.20(2,364.28,3,061.30)	-0.12(-0.13,-0.12)	81,971.54(57,130.66,110,202.77)	702.48(492.19,944.72)	-0.12(-0.13,-0.12)
38	<b>Malaysia</b>	1,040,641.12(917,613.00,1,183,356.62)	3,371.55(2,991.28,3,810.94)	-0.07(-0.11,-0.02)	268,169.42(189,531.28,355,212.08)	864.24(611.47,1,147.30)	-0.06(-0.08,-0.03)
39	<b>Maldives</b>	15,064.93(13,108.80,17,453.17)	3,168.74(2,816.18,3,572.25)	-0.1(-0.1,-0.09)	3,845.70(2,637.60,5,202.29)	800.60(558.72,1,065.69)	-0.07(-0.09,-0.06)
40	<b>Mali</b>	364,273.60(318,756.94,417,070.39)	2,589.67(2,291.21,2,934.25)	0.15(0.14,0.16)	90,903.40(64,192.22,122,765.21)	664.95(468.30,888.11)	0.22(0.2,0.23)
41	<b>Malta</b>	16,586.21(14,627.18,18,842.08)	2,974.23(2,617.07,3,366.03)	0.02(-0.02,0.05)	7,105.55(5,024.85,9,599.59)	1,187.58(830.09,1,607.27)	-0.02(-0.04,0)
42	<b>Marshall Islands</b>	1,815.65(1,592.80,2,070.01)	3,735.85(3,324.55,4,210.86)	-0.08(-0.09,-0.07)	458.58(323.23,609.79)	944.44(669.38,1,252.26)	-0.12(-0.12,-0.11)
43	<b>Mauritania</b>	83,849.08(73,218.09,95,946.18)	2,790.88(2,462.78,3,165.08)	0.01(0,0.03)	21,597.26(15,074.59,29,247.85)	734.65(514.56,995.43)	0.03(0.01,0.04)
44	<b>Mauritius</b>	50,017.82(44,046.97,56,734.07)	3,208.38(2,829.87,3,612.93)	0(-0.01,0)	12,619.71(8,949.35,16,981.89)	801.10(563.30,1,075.88)	0(-0.01,0.02)
45							
46							
47							
48							
49							
50							
51							
52							
53							
54							
55							
56							
57							
58							
59							
60							



<b>Mexico</b>	3,491,462.68(3,057,931.37,3,987,524.01)	2,736.35(2,395.00,3,123.41)	0.01(-0.03,0.05)	922,619.77(650,633.84,1,231,349.46)	721.18(508.67,962.01)	0.01(-0.08,0.09)
<b>Micronesia (Federated States of)</b>	3,450.51(3,035.40,3,919.16)	3,816.46(3,394.00,4,289.41)	-0.02(-0.02,-0.01)	882.82(621.23,1,177.73)	978.42(687.24,1,301.47)	-0.02(-0.03,-0.01)
<b>Monaco</b>	1,397.66(1,227.09,1,593.43)	2,782.84(2,441.63,3,164.69)	-0.04(-0.05,-0.02)	561.31(394.63,759.37)	1,039.18(723.70,1,407.45)	-0.16(-0.17,-0.15)
<b>Mongolia</b>	97,809.21(85,044.28,112,493.37)	3,121.94(2,755.48,3,536.23)	-0.12(-0.14,-0.11)	25,600.91(17,938.15,34,627.12)	820.63(578.54,1,100.29)	-0.16(-0.17,-0.15)
<b>Montenegro</b>	30,722.26(27,160.42,35,046.55)	4,023.53(3,544.21,4,572.29)	-0.05(-0.06,-0.04)	8,578.56(6,051.37,11,590.95)	1,106.00(778.97,1,482.51)	-0.05(-0.06,-0.04)
<b>Morocco</b>	1,165,370.59(1,027,187.54,1,327,665.99)	3,230.53(2,860.06,3,658.14)	0.04(0.04,0.05)	313,322.48(220,855.74,423,475.28)	867.98(610.07,1,166.97)	0.07(0.05,0.09)
<b>Mozambique</b>	514,693.20(449,901.18,589,427.55)	2,816.37(2,488.76,3,195.40)	0.02(0.02,0.02)	130,553.79(91,422.85,175,532.05)	739.41(524.16,991.97)	0.04(0.02,0.06)
<b>Myanmar</b>	1,689,059.61(1,492,550.68,1,925,546.30)	3,197.77(2,844.61,3,623.96)	0.06(0.04,0.09)	425,925.81(300,381.95,571,207.32)	802.91(570.32,1,077.07)	0.12(0.1,0.14)
<b>Namibia</b>	50,189.69(44,008.87,57,287.86)	2,640.98(2,338.57,2,997.09)	-0.01(-0.02,0)	12,845.29(8,972.54,17,220.22)	684.41(481.36,920.06)	0(-0.01,0.01)
<b>Nauru</b>	303.16(264.70,348.28)	3,872.88(3,454.25,4,378.97)	0.02(0.01,0.02)	77.38(53.85,103.63)	996.23(709.87,1,324.78)	0.01(0,0.02)
<b>Nepal</b>	846,613.66(742,645.66,960,559.68)	3,135.17(2,767.91,3,544.36)	-0.05(-0.07,-0.04)	230,665.82(162,584.35,310,378.94)	860.75(612.81,1,149.95)	-0.02(-0.04,-0.01)
<b>Netherlands</b>	568,295.15(497,155.44,647,105.09)	2,635.11(2,308.28,2,979.37)	-0.03(-0.04,-0.01)	215,269.02(151,463.76,292,917.86)	948.65(658.59,1,285.86)	-0.1(-0.12,-0.09)
<b>New Zealand</b>	160,802.57(140,417.40,182,595.53)	2,997.30(2,600.32,3,415.72)	-0.11(-0.13,-0.08)	55,183.75(38,722.48,74,262.33)	998.64(693.71,1,354.12)	-0.21(-0.23,-0.2)
<b>Nicaragua</b>	174,299.84(152,913.13,198,912.13)	2,924.34(2,574.94,3,324.01)	-0.11(-0.11,-0.1)	46,263.51(32,256.81,61,985.70)	779.95(548.68,1,044.55)	-0.11(-0.11,-0.1)
<b>Niger</b>	388,795.79(337,514.42,445,199.34)	2,808.11(2,483.53,3,186.56)	0.02(0.01,0.02)	98,455.04(69,335.08,132,715.42)	740.03(521.68,987.92)	0.03(0.03,0.04)
<b>Nigeria</b>	4,814,246.54(4,198,936.32,5,506,041.41)	3,238.47(2,865.42,3,654.51)	0.03(0.01,0.04)	1,273,516.26(897,845.02,1,710,670.85)	881.15(619.21,1,184.69)	0.03(0.02,0.04)
<b>Niue</b>	73.00(64.72,82.37)	3,841.91(3,397.92,4,327.73)	-0.04(-0.05,-0.04)	18.71(13.24,24.84)	982.03(689.28,1,310.02)	-0.06(-0.07,-0.06)
<b>North Macedonia</b>	100,944.95(89,074.61,115,077.21)	3,780.44(3,345.16,4,284.93)	-0.04(-0.06,-0.03)	27,486.55(19,366.02,36,895.72)	1,012.46(710.54,1,358.46)	-0.05(-0.06,-0.03)
<b>Northern Mariana Islands</b>	1,910.01(1,678.65,2,196.00)	3,758.31(3,343.89,4,227.99)	-0.02(-0.03,-0.01)	495.45(348.03,666.65)	962.54(676.60,1,279.71)	-0.04(-0.06,-0.03)
<b>Norway</b>	188,926.58(165,816.93,214,390.12)	2,892.91(2,530.60,3,277.74)	-0.1(-0.12,-0.07)	64,469.30(45,212.03,86,870.66)	952.62(662.78,1,285.94)	-0.18(-0.19,-0.17)
<b>Oman</b>	133,636.21(113,171.15,158,197.12)	3,087.16(2,716.54,3,502.32)	-0.03(-0.05,-0.02)	35,425.92(24,024.68,48,332.84)	812.69(568.20,1,092.06)	-0.03(-0.04,-0.01)
<b>Pakistan</b>	4,127,306.15(3,539,079.99,4,763,854.62)	2,535.35(2,208.55,2,904.11)	0.08(0.06,0.1)	1,038,039.91(725,358.42,1,413,027.86)	647.50(458.87,877.97)	0.09(0.07,0.12)
<b>Palau</b>	811.57(714.27,928.63)	3,809.00(3,384.79,4,299.12)	-0.04(-0.05,-0.04)	210.06(149.21,284.02)	973.03(695.58,1,303.80)	-0.07(-0.08,-0.06)
<b>Palestine</b>	117,258.78(102,575.95,134,387.73)	3,042.86(2,687.46,3,462.53)	-0.09(-0.1,-0.09)	29,959.29(20,906.66,39,885.20)	793.29(560.69,1,063.69)	-0.13(-0.13,-0.12)
<b>Panama</b>	120,255.06(106,249.29,136,497.23)	2,863.19(2,531.52,3,255.79)	0(0,0)	31,900.77(22,251.51,42,725.24)	759.15(530.33,1,014.43)	0.01(0,0.02)
<b>Papua New Guinea</b>	289,570.65(252,866.62,332,062.91)	3,837.33(3,407.21,4,338.17)	0.01(-0.01,0.02)	73,542.84(51,577.05,98,480.11)	980.45(693.12,1,306.97)	0.01(0.01,0.02)
<b>Paraguay</b>	203,739.66(179,054.98,232,132.29)	3,063.81(2,697.36,3,465.27)	0.05(0.03,0.06)	54,281.15(37,934.45,73,898.12)	818.11(577.26,1,100.72)	0.1(0.09,0.12)
<b>Peru</b>	889,037.94(780,586.31,1,012,187.40)	2,610.81(2,295.83,2,958.79)	0.05(0.04,0.05)	233,394.96(164,429.62,313,906.91)	684.71(483.35,922.18)	0.08(0.06,0.09)
<b>Philippines</b>	3,729,919.24(3,296,122.33,4,242,003.57)	3,789.79(3,368.07,4,276.91)	-0.21(-0.22,-0.19)	982,175.74(690,237.70,1,303,799.44)	1,000.37(704.90,1,329.84)	-0.22(-0.23,-0.2)
<b>Poland</b>	2,090,331.69(1,851,196.25,2,364,558.98)	4,179.43(3,702.20,4,717.38)	-0.12(-0.13,-0.11)	573,775.16(404,876.07,774,282.63)	1,129.38(793.14,1,516.06)	-0.12(-0.13,-0.1)
<b>Portugal</b>	408,355.99(361,914.03,463,668.28)	2,934.40(2,577.82,3,323.78)	0(-0.02,0.02)	174,350.31(124,036.33,234,904.84)	1,162.74(826.42,1,568.41)	-0.04(-0.06,-0.01)
<b>Puerto Rico</b>	126,325.88(111,861.22,142,913.51)	2,702.66(2,383.87,3,065.90)	-0.04(-0.04,-0.03)	33,476.36(23,860.80,44,890.09)	708.03(501.40,949.50)	-0.04(-0.05,-0.04)
<b>Qatar</b>	95,629.87(81,013.10,114,715.57)	3,184.13(2,795.35,3,622.56)	-0.01(-0.03,0)	25,694.56(17,540.97,35,013.61)	839.51(592.38,1,132.84)	-0.01(-0.01,0)
<b>Republic of Korea</b>	1,846,856.30(1,610,991.29,2,108,698.76)	2,704.08(2,371.06,3,074.69)	-0.1(-0.12,-0.08)	714,324.80(501,072.42,966,622.63)	993.31(693.92,1,338.83)	-0.21(-0.22,-0.2)
<b>Republic of Moldova</b>	168,818.81(149,259.51,191,344.22)	3,574.37(3,159.30,4,051.64)	-0.09(-0.1,-0.08)	45,961.09(32,044.11,61,577.80)	958.79(670.69,1,280.99)	-0.11(-0.12,-0.1)
<b>Romania</b>	1,044,385.83(924,912.86,1,184,344.08)	4,140.40(3,651.59,4,697.00)	-0.16(-0.17,-0.15)	297,190.59(210,123.75,403,485.06)	1,156.94(807.55,1,555.60)	-0.2(-0.22,-0.19)
<b>Russian Federation</b>	7,129,221.79(6,336,404.98,8,070,020.87)	3,790.17(3,369.46,4,259.48)	-0.08(-0.09,-0.07)	1,950,050.46(1,390,778.90,2,632,312.96)	1,022.96(722.61,1,368.01)	-0.07(-0.08,-0.05)
<b>Rwanda</b>	261,999.50(229,206.81,300,032.20)	2,825.48(2,497.11,3,202.72)	-0.1(-0.14,-0.07)	67,950.79(47,394.75,91,127.79)	749.45(523.98,1,008.84)	-0.11(-0.14,-0.08)
<b>Saint Kitts and Nevis</b>	1,844.46(1,610.54,2,114.77)	2,732.83(2,401.09,3,098.11)	-0.07(-0.07,-0.06)	489.40(344.17,656.30)	717.94(503.78,961.84)	-0.07(-0.08,-0.06)
<b>Saint Lucia</b>	5,651.94(4,992.62,6,439.95)	2,785.93(2,464.12,3,163.21)	-0.11(-0.12,-0.11)	1,503.23(1,055.50,2,025.10)	733.48(514.95,984.19)	-0.13(-0.14,-0.12)

<b>Saint Vincent and the Grenadines</b>	3,427.49(3,024.05,3,893.40)	2,718.85(2,397.95,3,075.67)	-0.05(-0.06,-0.05)	902.12(634.92,1,203.47)	711.05(498.67,949.54)	-0.07(-0.08,-0.07)
<b>Samoa</b>	7,164.05(6,315.71,8,068.73)	3,970.79(3,524.44,4,448.23)	-0.13(-0.13,-0.12)	1,845.98(1,303.42,2,465.24)	1,034.08(733.37,1,379.46)	-0.17(-0.19,-0.14)
<b>San Marino</b>	1,138.91(999.56,1,295.28)	2,787.07(2,442.88,3,174.29)	-0.03(-0.05,-0.01)	449.31(316.26,606.45)	1,044.13(735.81,1,416.09)	-0.14(-0.14,-0.13)
<b>Sao Tome and Principe</b>	4,161.38(3,622.22,4,771.59)	2,586.86(2,294.31,2,935.09)	0.04(0.03,0.05)	1,053.84(739.45,1,422.39)	664.15(467.04,893.06)	0.05(0.04,0.07)
<b>Saudi Arabia</b>	1,104,495.99(943,691.81,1,291,966.87)	3,071.75(2,708.84,3,479.18)	-0.01(-0.01,0)	291,698.87(199,992.24,397,000.24)	802.98(568.26,1,071.70)	0(-0.01,0.01)
<b>Senegal</b>	291,135.70(255,570.35,331,979.86)	2,622.30(2,309.71,2,967.96)	-0.03(-0.05,-0.01)	73,512.14(51,585.31,98,401.81)	674.29(473.02,909.82)	-0.03(-0.05,-0.01)
<b>Serbia</b>	452,981.45(400,643.55,514,424.00)	4,078.44(3,602.04,4,623.92)	-0.02(-0.03,-0.01)	126,999.05(89,142.01,170,742.79)	1,126.58(783.22,1,515.45)	-0.02(-0.03,0)
<b>Seychelles</b>	3,672.90(3,233.60,4,200.19)	3,248.30(2,879.90,3,679.23)	-0.13(-0.13,-0.12)	935.25(654.50,1,260.84)	818.37(578.24,1,100.91)	-0.16(-0.17,-0.16)
<b>Sierra Leone</b>	164,606.29(143,458.85,187,688.61)	2,801.96(2,484.55,3,174.98)	-0.1(-0.11,-0.09)	42,260.92(29,642.15,56,978.71)	735.07(521.01,993.25)	-0.1(-0.11,-0.1)
<b>Singapore</b>	165,762.32(143,055.46,190,636.12)	2,371.31(2,056.01,2,714.28)	-0.11(-0.15,-0.07)	57,265.13(40,455.92,78,642.74)	787.29(552.02,1,073.63)	-0.25(-0.29,-0.2)
<b>Slovakia</b>	279,993.85(247,913.72,320,289.80)	4,036.38(3,585.55,4,604.07)	-0.09(-0.09,-0.08)	78,493.45(55,513.75,106,443.92)	1,110.67(779.04,1,491.05)	-0.1(-0.11,-0.09)
<b>Slovenia</b>	109,411.92(96,908.39,123,980.72)	3,918.50(3,460.43,4,434.95)	-0.09(-0.11,-0.08)	30,339.49(21,196.57,40,785.57)	1,066.92(734.80,1,438.93)	-0.09(-0.09,-0.08)
<b>Solomon Islands</b>	18,667.41(16,308.27,21,396.24)	3,820.15(3,391.36,4,319.07)	0.04(0.04,0.05)	4,723.49(3,300.51,6,323.63)	977.60(686.77,1,298.42)	0.05(0.03,0.06)
<b>Somalia</b>	340,493.62(296,039.16,392,492.42)	2,778.73(2,444.31,3,153.48)	0.04(0.04,0.05)	86,432.28(60,300.62,115,883.19)	730.47(517.35,977.12)	0.08(0.07,0.08)
<b>South Africa</b>	1,272,855.21(1,122,861.09,1,454,733.21)	2,423.99(2,151.43,2,760.58)	-0.25(-0.26,-0.24)	324,137.43(227,787.60,432,738.94)	617.56(434.67,829.16)	-0.29(-0.31,-0.27)
<b>South Sudan</b>	170,615.56(149,218.33,196,090.23)	2,789.19(2,453.97,3,166.66)	0.02(0.01,0.03)	43,120.72(30,392.16,57,929.37)	724.68(516.11,976.86)	0.05(0.03,0.06)
<b>Spain</b>	1,771,794.41(1,548,273.54,2,027,170.14)	2,940.45(2,568.93,3,355.52)	-0.53(-0.57,-0.49)	515,882.87(371,030.61,703,160.32)	824.30(587.57,1,128.66)	-0.69(-0.74,-0.64)
<b>Sri Lanka</b>	773,104.95(684,744.90,873,795.25)	3,201.15(2,843.19,3,608.64)	0.05(0.04,0.06)	194,301.43(137,876.91,261,712.81)	799.74(562.82,1,070.14)	0.07(0.05,0.09)
<b>Sudan</b>	927,367.57(803,297.79,1,067,814.50)	3,010.11(2,654.00,3,429.23)	-0.04(-0.05,-0.04)	237,413.97(164,626.70,316,341.26)	788.35(553.45,1,045.11)	-0.05(-0.06,-0.04)
<b>Suriname</b>	16,785.15(14,783.20,19,210.60)	2,769.29(2,444.14,3,146.84)	0.02(0.02,0.02)	4,409.74(3,108.08,5,931.65)	725.33(511.28,976.05)	0.02(0.01,0.02)
<b>Sweden</b>	365,901.12(322,555.22,413,121.38)	2,855.19(2,512.56,3,214.71)	-0.04(-0.06,-0.01)	128,742.21(90,975.13,173,431.91)	953.04(666.85,1,291.23)	-0.11(-0.13,-0.1)
<b>Switzerland</b>	326,873.52(289,528.13,369,532.27)	2,992.14(2,642.43,3,370.45)	-0.42(-0.44,-0.4)	139,205.44(98,011.37,187,984.30)	1,197.23(836.36,1,618.92)	-0.91(-1.01,-0.82)
<b>Syrian Arab Republic</b>	433,622.64(378,476.57,495,509.22)	3,056.33(2,686.23,3,463.24)	-0.13(-0.13,-0.12)	113,375.23(79,652.52,152,270.69)	802.33(559.55,1,070.61)	-0.18(-0.18,-0.17)
<b>Taiwan (Province of China)</b>	1,107,010.57(980,408.95,1,264,382.06)	3,477.56(3,088.03,3,924.51)	-0.55(-0.57,-0.53)	295,050.88(208,352.64,401,303.08)	914.28(643.11,1,234.75)	-0.74(-0.78,-0.7)
<b>Tajikistan</b>	234,981.02(205,457.08,269,165.95)	3,053.38(2,691.51,3,476.04)	-0.12(-0.13,-0.11)	60,765.64(42,386.38,81,768.85)	799.91(561.50,1,078.50)	-0.15(-0.16,-0.14)
<b>Thailand</b>	2,817,816.75(2,497,444.90,3,209,591.55)	3,147.61(2,787.79,3,553.42)	0.1(0.08,0.11)	718,066.48(506,880.36,967,170.32)	792.68(556.93,1,066.94)	0.17(0.15,0.18)
<b>Timor-Leste</b>	34,002.64(29,951.89,38,633.82)	3,266.06(2,887.48,3,694.64)	-0.18(-0.19,-0.18)	8,463.66(5,992.07,11,357.35)	822.07(580.74,1,094.91)	-0.21(-0.22,-0.19)
<b>Togo</b>	163,526.15(142,304.85,187,329.43)	2,783.88(2,463.17,3,154.34)	0.01(0,0.01)	41,999.00(29,432.19,56,566.35)	729.69(510.98,990.28)	0.03(0.02,0.03)
<b>Tokelau</b>	51.28(45.54,58.18)	3,840.67(3,409.08,4,346.68)	-0.07(-0.09,-0.06)	13.14(9.30,17.55)	986.98(694.54,1,316.94)	-0.09(-0.11,-0.07)
<b>Tonga</b>	3,501.05(3,093.96,3,955.11)	3,920.67(3,480.98,4,429.17)	-0.04(-0.04,-0.03)	899.38(634.43,1,201.36)	1,016.06(716.68,1,359.79)	-0.05(-0.06,-0.05)
<b>Trinidad and Tobago</b>	44,773.25(39,514.87,51,040.94)	2,740.62(2,413.77,3,112.19)	-0.06(-0.07,-0.06)	11,876.90(8,387.78,16,042.02)	719.61(508.43,963.43)	-0.07(-0.08,-0.06)
<b>Tunisia</b>	382,940.09(337,332.72,438,013.00)	3,009.42(2,660.61,3,420.74)	-0.01(-0.02,0)	101,525.17(71,421.68,135,332.45)	791.55(553.52,1,052.37)	0(-0.01,0)
<b>Turkey</b>	3,140,049.67(2,767,926.68,3,566,642.52)	3,452.61(3,052.34,3,899.15)	-0.33(-0.34,-0.31)	874,588.30(608,052.40,1,178,265.52)	953.56(671.35,1,283.54)	-0.51(-0.54,-0.48)
<b>Turkmenistan</b>	147,762.59(129,319.23,168,955.19)	3,124.17(2,752.74,3,551.13)	-0.09(-0.1,-0.09)	38,932.67(27,242.12,52,007.17)	826.36(582.04,1,109.20)	-0.11(-0.12,-0.1)
<b>Tuvalu</b>	432.53(382.96,486.33)	3,856.56(3,428.86,4,339.88)	-0.08(-0.08,-0.07)	111.19(78.63,147.58)	992.68(705.10,1,316.51)	-0.1(-0.1,-0.09)
<b>Uganda</b>	686,019.66(593,468.14,781,919.69)	2,757.46(2,429.48,3,134.47)	0.01(0,0.01)	173,703.08(120,701.24,234,274.34)	724.73(507.82,977.36)	0.07(0.05,0.08)
<b>Ukraine</b>	2,340,533.83(2,085,795.12,2,652,914.70)	4,007.15(3,543.75,4,509.24)	-0.04(-0.05,-0.03)	644,464.21(457,328.90,860,165.41)	1,086.13(763.80,1,449.14)	-0.03(-0.05,-0.02)
<b>United Arab Emirates</b>	330,457.29(271,005.34,401,766.74)	3,053.03(2,672.01,3,475.22)	-0.03(-0.04,-0.03)	89,026.33(60,321.67,122,762.20)	798.88(559.50,1,067.81)	-0.03(-0.03,-0.02)
<b>United Kingdom</b>	2,550,022.38(2,248,491.54,2,883,906.81)	3,088.56(2,706.52,3,491.82)	-0.18(-0.21,-0.15)	960,132.55(675,143.47,1,285,197.77)	1,108.05(774.57,1,494.63)	-0.35(-0.41,-0.3)
<b>United Republic of Tanzania</b>	1,018,492.50(886,211.57,1,161,188.75)	2,686.51(2,373.79,3,045.64)	-0.06(-0.07,-0.05)	259,222.00(180,997.69,347,388.89)	702.58(490.47,941.26)	-0.03(-0.04,-0.01)



<b>United States of America</b>	13,729,603.68(12,299,926.60,15,289,783.53)	3,514.93(3,150.80,3,937.23)	-0.24(-0.27,-0.21)	5,697,152.11(4,114,138.91,7,474,689.77)	1,402.94(1,006.97,1,852.25)	-0.46(-0.52,-0.4)
<b>United States Virgin Islands</b>	3,617.62(3,188.20,4,120.19)	2,738.54(2,398.53,3,107.83)	-0.01(-0.01,-0.01)	963.47(679.31,1,284.28)	720.88(507.01,963.35)	-0.02(-0.03,-0.02)
<b>Uruguay</b>	97,041.82(85,255.35,110,066.53)	2,427.46(2,118.86,2,753.93)	0.14(0.11,0.17)	33,064.31(23,209.61,44,602.70)	807.64(564.70,1,087.32)	0.18(0.16,0.21)
<b>Uzbekistan</b>	922,383.55(807,959.50,1,063,274.59)	3,106.12(2,751.43,3,530.75)	-0.01(-0.02,-0.01)	240,049.78(167,097.19,321,813.83)	814.74(575.70,1,089.94)	-0.01(-0.02,0)
<b>Vanuatu</b>	9,778.20(8,657.42,11,045.66)	4,160.10(3,700.62,4,674.50)	0.07(0.06,0.07)	2,547.41(1,785.45,3,403.60)	1,097.04(778.33,1,462.04)	0.09(0.08,0.1)
<b>Venezuela (Bolivarian Republic of)</b>	833,793.77(732,586.94,944,501.06)	2,820.33(2,482.42,3,184.67)	-0.12(-0.14,-0.11)	221,660.21(153,427.70,297,374.35)	746.15(518.27,997.03)	-0.16(-0.17,-0.15)
<b>Viet Nam</b>	3,551,710.95(3,129,780.75,4,059,097.35)	3,471.23(3,075.36,3,922.07)	0.14(0.13,0.14)	925,791.95(648,655.59,1,242,251.40)	896.10(634.20,1,202.73)	0.2(0.18,0.22)
<b>Yemen</b>	707,217.77(614,181.32,811,160.95)	3,072.84(2,702.73,3,471.55)	-0.16(-0.16,-0.15)	180,905.09(124,717.63,242,345.68)	807.22(563.69,1,075.22)	-0.19(-0.2,-0.18)
<b>Zambia</b>	312,275.55(270,696.48,360,185.68)	2,645.70(2,328.65,3,014.19)	0.26(0.25,0.28)	78,481.54(54,687.30,104,112.68)	685.47(479.96,915.38)	0.37(0.35,0.38)
<b>Zimbabwe</b>	298,105.75(259,973.09,341,998.14)	2,795.34(2,462.96,3,176.93)	0.14(0.12,0.15)	77,368.10(54,125.92,104,789.49)	741.99(521.58,1,003.63)	0.2(0.19,0.2)

For peer review only

**Table S11.** The numbers (2019), ASRs per 100,000 (2019), and AAPCs (1990-2019) in incidence and DALY for NP in 204 countries.

Characteristic	Incident cases			DALYs		
	Numbers (95% UI)	ASIR (95% UI)	AAPC (95% CI)	Numbers (95% CI)	Age-standardized DALYs rate (95% UI)	AAPC (95% CI)
<b>Afghanistan</b>	148,128.69(110,847.69,194,129.37)	600.70(472.24,770.29)	-0.05(-0.05,-0.05)	62,138.18(40,157.80,90,270.50)	277.73(184.49,403.59)	-0.04(-0.04,-0.03)
<b>Albania</b>	10,752.53(8,485.22,13,387.44)	326.04(255.48,412.00)	0.01(0.01,0.01)	4,817.08(3,131.05,6,971.37)	141.15(92.54,205.30)	0.02(0.02,0.02)
<b>Algeria</b>	255,805.88(197,820.04,335,480.42)	601.88(473.30,773.77)	-0.01(-0.01,0)	117,900.71(76,888.29,172,558.92)	283.99(186.90,411.29)	-0.02(-0.02,-0.02)
<b>American Samoa</b>	356.05(279.48,451.74)	677.03(536.23,855.94)	0.01(0.01,0.01)	165.82(108.76,239.95)	316.60(207.22,455.44)	0(-0.01,0)
<b>Andorra</b>	611.77(478.67,771.81)	594.48(466.99,754.22)	0.02(0.01,0.02)	398.83(259.11,578.39)	353.53(232.56,512.12)	0.01(0,0.02)
<b>Angola</b>	53,933.98(41,156.07,69,791.50)	269.03(209.52,341.35)	0.02(0.02,0.02)	21,482.62(13,990.32,31,550.83)	114.11(75.63,165.00)	0.03(0.03,0.04)
<b>Antigua and Barbuda</b>	325.84(252.90,415.97)	313.75(244.63,397.96)	0(0,0)	142.40(92.72,207.13)	135.05(88.46,193.81)	-0.02(-0.02,-0.01)
<b>Argentina</b>	194,545.80(152,800.64,244,916.91)	396.82(310.34,501.40)	0(0,0)	95,349.56(62,523.24,135,862.24)	192.24(126.84,273.44)	0(-0.01,0)
<b>Armenia</b>	11,750.43(9,249.13,14,830.12)	326.75(256.25,412.87)	0(0,0)	5,185.16(3,395.41,7,490.42)	141.41(92.40,204.84)	0.01(0,0.01)
<b>Australia</b>	74,124.34(58,770.49,92,219.83)	246.19(194.93,307.68)	0(0,0)	33,602.12(21,711.50,48,524.79)	107.86(70.81,155.14)	0(-0.01,0.01)
<b>Austria</b>	63,197.65(49,770.89,78,720.42)	595.67(467.56,755.21)	0(-0.01,0)	41,227.67(26,880.45,59,663.84)	355.25(234.14,515.17)	-0.01(-0.02,-0.01)
<b>Azerbaijan</b>	36,880.34(28,480.81,47,778.30)	326.33(255.90,412.46)	-0.01(-0.01,-0.01)	15,951.44(10,299.59,23,437.90)	141.31(92.25,204.00)	-0.01(-0.02,-0.01)
<b>Bahamas</b>	1,337.06(1,033.69,1,714.13)	313.90(244.79,397.72)	0(0,0)	580.30(375.44,845.07)	135.24(88.87,195.33)	-0.01(-0.01,-0.01)
<b>Bahrain</b>	10,704.83(7,958.59,14,829.37)	571.97(449.82,731.90)	-0.03(-0.04,-0.02)	4,834.37(3,128.47,7,160.09)	264.11(175.41,382.45)	-0.08(-0.09,-0.07)
<b>Bangladesh</b>	502,952.35(394,601.27,639,970.48)	326.02(255.38,412.15)	0.01(0.01,0.01)	212,193.65(138,025.31,305,491.10)	139.67(91.19,201.36)	0.03(0.02,0.04)
<b>Barbados</b>	1,181.59(928.77,1,490.45)	313.85(244.72,397.71)	0(0,0)	531.44(346.61,776.79)	135.53(88.99,196.01)	-0.02(-0.02,-0.01)
<b>Belarus</b>	40,072.92(31,537.97,50,367.98)	326.85(256.46,413.10)	0(0,0)	17,946.95(11,615.37,25,994.24)	141.13(91.20,203.80)	0.01(0.01,0.02)
<b>Belgium</b>	70,871.61(55,641.39,87,026.63)	528.75(412.85,668.56)	0(0,0)	42,719.80(28,673.37,62,296.17)	296.15(198.44,430.52)	-0.01(-0.03,0)
<b>Belize</b>	1,169.15(898.82,1,500.01)	313.17(244.07,397.44)	0.01(0.01,0.01)	488.69(318.38,701.98)	134.77(90.38,194.99)	-0.01(-0.02,-0.01)
<b>Benin</b>	23,133.29(17,648.99,29,795.10)	276.92(216.03,353.13)	-0.01(-0.01,-0.01)	9,237.35(6,038.28,13,317.10)	118.09(78.25,170.26)	0.01(0.01,0.02)
<b>Bermuda</b>	275.53(215.69,349.07)	313.49(244.42,397.00)	0(0,0)	126.15(81.94,181.95)	135.80(89.55,196.35)	-0.01(-0.01,-0.01)
<b>Bhutan</b>	2,381.88(1,863.84,3,059.29)	325.07(254.90,410.50)	0(0,0)	995.54(642.36,1,460.49)	139.25(90.88,201.91)	0(0,0.01)
<b>Bolivia (Plurinational State of)</b>	33,782.01(26,245.29,43,150.29)	313.32(244.17,397.03)	0(0,0)	14,228.76(9,487.61,20,517.70)	134.77(89.60,194.02)	0.01(0.01,0.01)
<b>Bosnia and Herzegovina</b>	14,233.01(11,259.58,17,774.83)	326.17(255.80,412.10)	0(0,0)	6,384.61(4,143.45,9,225.37)	140.12(91.39,202.19)	-0.01(-0.02,-0.01)
<b>Botswana</b>	5,776.41(4,413.14,7,548.20)	268.68(209.41,341.09)	-0.01(-0.01,-0.01)	2,338.63(1,540.02,3,419.80)	112.67(74.16,161.44)	-0.04(-0.05,-0.03)

<b>Brazil</b>	1,225,839.99(958,335.33,1,571,603.86)	503.83(395.14,641.96)	0.03(0.02,0.03)	542,596.52(356,801.63,792,398.19)	221.72(145.36,322.57)	0.05(0.01,0.08)
<b>Brunei Darussalam</b>	1,668.31(1,280.62,2,205.86)	355.81(278.81,457.29)	0.02(0.02,0.02)	778.25(506.29,1,138.15)	170.23(112.38,244.65)	0.04(0.03,0.05)
<b>Bulgaria</b>	30,913.96(24,496.63,38,297.95)	325.98(255.70,411.87)	0(0,0)	14,031.26(9,086.12,20,004.78)	140.63(91.04,202.20)	0(0,0.01)
<b>Burkina Faso</b>	42,120.98(32,081.12,54,278.04)	278.03(216.88,354.61)	0(0,0)	16,933.05(11,102.16,24,623.67)	118.85(77.55,171.40)	0.03(0.01,0.05)
<b>Burundi</b>	21,426.11(16,394.83,27,613.59)	266.91(208.08,338.81)	-0.03(-0.03,-0.03)	8,477.44(5,446.07,12,310.72)	112.61(73.96,162.06)	-0.04(-0.04,-0.03)
<b>Cabo Verde</b>	1,479.67(1,137.74,1,904.65)	275.71(214.84,351.39)	-0.07(-0.07,-0.06)	620.06(403.09,897.46)	118.32(78.52,171.42)	-0.07(-0.07,-0.07)
<b>Cambodia</b>	120,355.28(93,353.05,155,838.92)	777.96(612.34,991.85)	-0.01(-0.01,-0.01)	56,599.80(37,085.89,82,740.42)	379.61(251.28,550.94)	0(0,0.01)
<b>Cameroon</b>	57,367.11(43,504.69,74,286.85)	276.09(215.29,352.15)	-0.01(-0.01,-0.01)	22,904.96(14,743.30,33,436.37)	117.40(77.54,169.15)	0.01(0.01,0.02)
<b>Canada</b>	243,895.40(190,987.91,305,755.38)	534.31(419.47,676.66)	0(0,0)	144,834.01(95,234.21,210,106.99)	292.18(191.39,419.70)	-0.01(-0.01,-0.01)
<b>Central African Republic</b>	10,124.07(7,751.24,13,091.34)	268.43(209.21,340.65)	0(0,0)	4,037.66(2,584.22,5,900.70)	113.12(74.14,162.78)	0.01(0,0.02)
<b>Chad</b>	26,755.16(20,448.64,34,054.44)	275.58(214.95,351.51)	-0.03(-0.03,-0.03)	10,561.69(6,813.76,15,297.87)	116.82(77.44,168.68)	-0.04(-0.04,-0.03)
<b>Chile</b>	83,784.68(65,783.63,104,946.94)	396.51(310.13,500.97)	-0.01(-0.01,-0.01)	41,651.56(27,179.99,60,077.01)	191.63(126.24,275.07)	-0.01(-0.01,0)
<b>China</b>	14,887,967.20(11,666,334.23,19,183,944.68)	809.91(641.89,1,028.61)	0.04(0.04,0.04)	6,791,996.75(4,412,004.83,9,788,048.76)	358.13(234.54,515.95)	0.05(0.05,0.06)
<b>Colombia</b>	161,551.90(125,758.96,203,970.18)	313.86(244.76,397.72)	0.01(0,0.01)	70,214.23(46,582.44,102,460.81)	135.53(89.98,196.88)	0.02(0.02,0.03)
<b>Comoros</b>	1,688.81(1,298.00,2,170.94)	268.00(208.86,340.22)	0(-0.01,0)	702.29(456.81,1,023.88)	114.45(74.63,165.65)	0.02(0.01,0.02)
<b>Congo</b>	11,483.74(8,723.03,14,965.62)	267.68(208.60,339.76)	-0.02(-0.02,-0.02)	4,662.07(2,986.62,6,849.18)	113.27(74.22,162.01)	-0.01(-0.02,0)
<b>Cook Islands</b>	137.43(107.37,172.45)	678.90(537.61,859.00)	0.02(0.02,0.03)	67.22(43.42,96.32)	318.94(207.33,456.20)	0.01(0,0.02)
<b>Costa Rica</b>	16,250.87(12,657.16,20,604.75)	313.90(244.79,397.91)	0.01(0.01,0.01)	7,030.35(4,643.91,10,163.74)	135.25(89.30,195.73)	0.01(0,0.02)
<b>Croatia</b>	18,542.63(14,782.55,22,953.18)	326.08(255.69,411.91)	0(0,0)	8,352.01(5,443.90,11,996.81)	140.21(91.44,202.65)	0(0,0)
<b>Cuba</b>	45,819.49(35,787.02,58,377.44)	313.22(244.07,396.85)	0(0,0)	20,639.54(13,460.99,29,955.54)	134.91(88.82,195.81)	0(0,0.01)
<b>Cyprus</b>	9,199.71(7,237.33,11,691.43)	597.53(468.75,757.78)	0.01(0.01,0.01)	5,775.82(3,812.01,8,367.67)	356.98(233.82,515.20)	0.01(0.01,0.01)
<b>Czechia</b>	46,379.28(36,751.45,58,003.23)	325.87(255.55,411.56)	-0.01(-0.01,-0.01)	20,764.29(13,629.23,29,760.51)	139.70(91.55,201.13)	-0.01(-0.02,0)
<b>Côte d'Ivoire</b>	52,981.90(40,046.59,69,127.30)	273.89(213.48,349.16)	0(0,0)	21,206.09(13,755.78,30,943.05)	116.26(76.90,165.97)	0.03(0.03,0.04)
<b>Democratic People's Republic of Korea</b>	205,668.55(159,966.19,261,159.57)	660.06(518.38,829.83)	-0.03(-0.03,-0.03)	100,950.67(66,725.99,148,360.71)	317.22(208.13,462.08)	-0.04(-0.04,-0.04)
<b>Democratic Republic of the Congo</b>	163,839.82(125,190.87,211,713.15)	268.05(209.03,340.22)	-0.01(-0.01,-0.01)	65,178.74(42,514.22,94,761.70)	113.24(74.58,163.74)	0.02(0,0.03)
<b>Denmark</b>	46,303.36(36,603.14,57,393.37)	696.26(547.27,881.31)	0.01(-0.01,0.02)	32,653.82(21,563.91,47,048.08)	446.46(298.43,647.40)	0.01(-0.02,0.04)
<b>Djibouti</b>	2,756.60(2,100.08,3,618.30)	266.41(207.64,338.33)	0(0,0)	1,126.86(735.58,1,656.08)	113.31(74.08,162.39)	-0.01(-0.01,0)
<b>Dominica</b>	243.13(190.54,306.72)	312.72(243.75,396.29)	-0.01(-0.01,-0.01)	106.67(70.53,153.29)	134.26(88.54,193.89)	-0.04(-0.04,-0.03)
<b>Dominican Republic</b>	33,245.12(25,823.88,42,449.39)	313.09(243.96,396.66)	0(0,0)	14,169.27(9,370.17,20,368.07)	135.11(89.80,194.34)	-0.01(-0.02,0)
<b>Ecuador</b>	53,034.75(41,251.19,67,401.32)	313.43(244.29,397.35)	0(0,0)	22,617.03(14,941.79,32,699.38)	135.20(89.11,195.49)	0(0,0)
<b>Egypt</b>	529,837.47(410,943.12,693,416.85)	598.07(470.77,768.39)	-0.02(-0.02,-0.02)	239,226.40(156,647.14,353,108.32)	281.23(186.53,412.03)	-0.04(-0.04,-0.03)
<b>El Salvador</b>	19,157.82(14,939.81,24,252.64)	315.11(245.82,400.10)	0.01(0.01,0.01)	8,148.07(5,373.19,11,846.34)	135.16(89.03,196.53)	0.01(0.01,0.02)
<b>Equatorial Guinea</b>	2,622.62(1,992.84,3,422.96)	269.04(209.80,341.72)	-0.01(-0.01,-0.01)	1,026.65(666.77,1,505.65)	113.92(75.54,162.99)	0.03(0.02,0.04)

<b>Eritrea</b>	13,259.38(10,107.16,17,256.21)	268.39(209.33,340.77)	-0.01(-0.01,-0.01)	5,290.02(3,423.73,7,779.10)	113.67(74.48,164.21)	0.01(-0.01,0.02)
<b>Estonia</b>	5,601.73(4,453.82,6,915.85)	326.35(256.09,412.21)	-0.01(-0.01,-0.01)	2,528.49(1,650.58,3,635.75)	141.03(92.63,204.95)	0.01(0,0.02)
<b>Eswatini</b>	2,448.30(1,875.45,3,180.27)	269.31(209.90,341.89)	0(0,0)	973.56(638.01,1,414.69)	112.51(74.27,161.63)	-0.05(-0.06,-0.04)
<b>Ethiopia</b>	235,214.25(181,139.43,306,887.42)	321.21(253.86,408.65)	0(0,0)	92,490.78(59,626.06,134,191.75)	134.51(87.84,191.31)	0.03(0.03,0.03)
<b>Fiji</b>	6,109.73(4,807.79,7,835.60)	675.73(535.11,853.67)	0(0,0)	2,823.18(1,856.93,4,071.86)	316.45(206.72,452.75)	-0.02(-0.02,-0.02)
<b>Finland</b>	43,526.73(34,953.86,53,343.66)	671.89(530.58,849.84)	0.01(-0.04,0.06)	30,554.17(20,410.30,43,526.95)	428.80(288.49,611.15)	0(-0.04,0.03)
<b>France</b>	391,812.30(310,957.96,480,563.89)	507.58(398.72,635.32)	0(0,0)	231,701.18(153,012.07,333,582.36)	279.23(185.91,406.67)	0.01(-0.01,0.02)
<b>Gabon</b>	4,039.60(3,077.54,5,205.35)	268.44(209.06,340.56)	0.01(0,0.01)	1,651.94(1,080.62,2,416.68)	113.44(75.36,164.06)	0(0,0)
<b>Gambia</b>	4,375.86(3,350.40,5,656.54)	276.06(215.33,351.99)	0.03(0.03,0.03)	1,745.49(1,124.96,2,516.70)	117.44(77.16,168.82)	0.03(0.02,0.04)
<b>Georgia</b>	14,687.65(11,595.15,18,302.12)	326.56(256.18,412.61)	-0.01(-0.01,-0.01)	6,553.86(4,275.64,9,459.85)	140.87(92.11,205.20)	-0.03(-0.03,-0.02)
<b>Germany</b>	607,187.81(476,304.60,754,636.75)	594.75(466.76,753.91)	-0.01(-0.01,-0.01)	398,497.26(262,693.56,576,722.17)	353.80(234.96,510.13)	-0.03(-0.03,-0.02)
<b>Ghana</b>	70,497.85(53,803.74,91,307.72)	277.85(216.64,354.32)	0.02(0.02,0.02)	28,741.50(18,586.95,41,560.26)	118.85(78.11,171.24)	0.03(0.03,0.04)
<b>Greece</b>	79,266.28(62,884.94,97,744.47)	630.74(497.39,796.52)	-0.01(-0.02,0.01)	53,872.61(35,841.36,77,396.77)	388.09(259.18,557.29)	-0.01(-0.04,0.01)
<b>Greenland</b>	342.35(264.64,447.35)	531.52(417.85,671.64)	0.03(0.03,0.04)	193.48(127.56,280.10)	285.52(187.69,410.53)	0.04(0.04,0.05)
<b>Grenada</b>	355.08(276.07,452.07)	312.89(244.03,396.51)	-0.01(-0.01,-0.01)	154.34(101.18,225.18)	134.27(89.77,192.60)	-0.03(-0.03,-0.03)
<b>Guam</b>	1,201.88(941.97,1,509.31)	675.02(534.44,853.41)	0.01(0.01,0.01)	580.29(375.69,836.56)	319.80(207.50,459.68)	0(-0.01,0)
<b>Guatemala</b>	46,944.91(36,537.69,60,645.57)	314.48(245.36,399.05)	0.01(0.01,0.01)	19,274.94(12,729.60,28,196.96)	134.53(88.69,194.73)	0.02(0.01,0.03)
<b>Guinea</b>	23,585.46(18,152.07,30,313.93)	277.20(216.00,353.68)	0(0,0)	9,447.73(6,134.95,13,619.96)	117.90(77.59,169.57)	0.01(0,0.01)
<b>Guinea-Bissau</b>	3,684.29(2,794.49,4,782.90)	277.65(216.55,354.07)	0(0,0)	1,462.08(954.35,2,105.64)	118.14(77.94,169.83)	0.01(0,0.02)
<b>Guyana</b>	2,348.30(1,816.91,3,011.09)	313.59(244.50,397.41)	0(0,0)	987.60(644.95,1,434.94)	133.31(88.78,192.17)	0(0,0)
<b>Haiti</b>	32,963.63(25,510.40,42,985.33)	314.02(244.89,398.21)	0(0,0.01)	13,462.18(8,662.80,19,717.08)	133.80(87.31,192.79)	0(-0.02,0.01)
<b>Honduras</b>	25,813.77(20,031.26,33,223.53)	314.03(244.87,398.20)	0.01(0.01,0.01)	10,680.88(6,919.46,15,637.14)	134.82(88.30,194.73)	0(0,0)
<b>Hungary</b>	42,595.85(33,704.00,52,960.29)	326.33(255.99,412.37)	0(0,0)	19,194.81(12,615.63,27,477.48)	140.52(91.65,203.05)	0.01(0,0.02)
<b>Iceland</b>	2,301.10(1,823.37,2,879.94)	594.96(466.87,753.91)	0(0,0)	1,452.32(949.20,2,102.69)	354.95(232.77,512.21)	-0.01(-0.01,0)
<b>India</b>	5,332,091.96(4,164,005.03,6,822,808.19)	392.03(306.34,493.29)	0.01(0.01,0.01)	2,176,947.65(1,449,331.77,3,137,620.89)	161.95(107.99,234.14)	0.03(0.03,0.03)
<b>Indonesia</b>	2,649,930.25(2,051,113.64,3,411,548.99)	965.00(763.65,1,218.88)	0(0,0)	1,161,438.76(757,377.86,1,691,309.90)	427.53(280.32,613.71)	0.01(0.01,0.02)
<b>Iran (Islamic Republic of)</b>	865,873.46(668,905.91,1,146,824.17)	934.14(732.88,1,189.94)	0.02(0,0.03)	385,175.02(253,142.92,558,606.79)	423.54(280.26,609.82)	0.04(0.01,0.06)
<b>Iraq</b>	215,073.49(165,120.74,281,624.14)	600.20(471.93,770.61)	0(0,0)	94,611.24(62,325.65,137,968.22)	281.54(186.75,409.52)	0.01(0,0.01)
<b>Ireland</b>	33,136.60(26,113.10,41,573.21)	597.11(468.75,757.60)	0.01(0,0.01)	20,865.84(13,780.38,30,128.18)	355.47(236.57,516.66)	0(-0.01,0.01)
<b>Israel</b>	56,566.31(44,742.70,71,052.44)	596.38(468.01,756.10)	-0.01(-0.01,-0.01)	34,502.79(22,582.07,49,838.32)	356.93(232.36,514.32)	-0.01(-0.01,-0.01)
<b>Italy</b>	582,882.42(460,736.14,720,926.30)	773.46(611.97,973.96)	-0.01(-0.01,-0.01)	313,203.51(208,928.87,447,449.06)	384.17(254.24,546.39)	0(0,0.01)
<b>Jamaica</b>	9,418.51(7,353.76,11,989.02)	313.39(244.37,397.47)	0(0,0)	4,051.67(2,663.99,5,815.29)	134.86(89.38,194.52)	-0.02(-0.02,-0.02)
<b>Japan</b>	798,968.00(631,030.89,989,719.65)	442.76(348.05,562.75)	-0.01(-0.01,-0.01)	377,560.06(248,509.82,546,899.63)	195.78(129.81,287.92)	0(0,0)
<b>Jordan</b>	61,401.83(47,291.45,80,947.31)	592.94(466.91,759.50)	-0.03(-0.03,-0.03)	27,464.00(17,726.83,40,291.69)	279.58(185.86,407.10)	-0.03(-0.03,-

						0.02)
<b>Kazakhstan</b>	62,545.19(48,519.04,79,991.45)	326.86(256.43,413.00)	0(0,0)	26,937.11(17,616.71,39,617.89)	140.81(92.04,203.53)	-0.01(-0.02,0.01)
<b>Kenya</b>	122,029.75(93,863.76,158,038.50)	321.78(254.47,409.09)	0(0,0)	48,448.12(31,405.28,70,243.20)	134.50(88.58,191.49)	0.01(0.01,0.01)
<b>Kiribati</b>	689.38(536.38,890.73)	679.28(538.50,857.69)	0.01(0.01,0.01)	307.99(200.20,444.18)	319.60(209.36,461.37)	0.01(0.01,0.01)
<b>Kuwait</b>	25,771.15(19,075.11,34,888.37)	488.69(379.90,623.23)	0.1(0.09,0.11)	10,849.71(6,978.32,16,598.96)	215.03(141.02,314.12)	0.1(0.07,0.14)
<b>Kyrgyzstan</b>	19,483.29(15,052.16,25,060.48)	326.57(256.13,412.61)	0(0,0)	8,266.76(5,303.81,12,100.97)	141.69(91.85,204.35)	0.01(0,0.01)
<b>Lao People's Democratic Republic</b>	49,802.93(38,382.92,64,746.55)	777.21(611.49,991.07)	0(0,0)	22,999.40(15,116.21,33,668.87)	378.98(250.78,550.69)	0.01(0.01,0.02)
<b>Latvia</b>	8,304.18(6,590.48,10,179.69)	326.69(256.31,412.82)	-0.01(-0.01,-0.01)	3,760.70(2,424.58,5,422.47)	140.99(91.83,204.88)	0.02(0.01,0.02)
<b>Lebanon</b>	32,864.97(25,812.61,42,571.92)	608.36(477.48,782.11)	0.01(0.01,0.02)	15,453.04(10,265.57,22,581.39)	287.84(188.98,422.20)	0.03(0.03,0.04)
<b>Lesotho</b>	4,871.39(3,753.31,6,264.82)	268.70(209.57,341.15)	0(0,0)	1,960.14(1,296.11,2,831.92)	112.32(74.72,160.38)	-0.05(-0.07,-0.04)
<b>Liberia</b>	10,045.69(7,653.92,13,140.97)	274.78(214.27,350.43)	0(-0.01,0)	3,995.41(2,614.06,5,847.39)	115.42(76.20,165.50)	0.01(0,0.03)
<b>Libya</b>	44,327.00(33,932.73,59,597.62)	598.51(470.84,767.39)	0.05(0.05,0.05)	20,061.22(13,012.93,29,522.87)	280.73(187.68,407.48)	0.04(0.04,0.05)
<b>Lithuania</b>	12,069.02(9,532.02,14,760.72)	326.72(256.32,412.90)	0(0,0)	5,466.25(3,504.02,7,859.61)	140.90(91.34,204.53)	0.02(0.01,0.03)
<b>Luxembourg</b>	4,330.87(3,421.37,5,452.14)	595.18(467.46,754.78)	0(0,0)	2,755.35(1,799.91,3,999.89)	353.79(234.16,515.18)	-0.02(-0.02,-0.02)
<b>Madagascar</b>	51,968.98(39,727.04,67,290.79)	268.02(208.73,340.09)	0(0,0)	20,901.05(13,556.37,30,497.59)	114.05(75.33,163.23)	0.02(0.01,0.04)
<b>Malawi</b>	33,883.99(25,884.55,43,517.89)	268.58(209.25,340.82)	0(0,0)	13,412.86(8,709.14,19,537.47)	113.82(74.47,163.27)	0.02(0.01,0.03)
<b>Malaysia</b>	210,158.20(165,068.05,270,526.73)	653.17(513.72,827.00)	0.31(0.3,0.32)	94,628.08(62,812.15,138,635.30)	299.87(200.25,437.37)	0.38(0.36,0.4)
<b>Maldives</b>	4,151.53(3,152.41,5,474.69)	770.84(606.65,983.67)	-0.03(-0.03,-0.03)	1,898.20(1,229.68,2,809.25)	376.19(247.72,547.76)	0(-0.01,0.01)
<b>Mali</b>	38,394.63(29,482.03,48,684.06)	275.82(215.19,351.90)	-0.01(-0.01,-0.01)	15,342.59(9,981.25,22,087.18)	117.52(77.33,168.32)	0.01(0.01,0.02)
<b>Malta</b>	3,135.33(2,500.01,3,895.33)	594.81(466.85,753.78)	-0.01(-0.01,-0.01)	2,037.16(1,360.45,2,950.58)	354.71(235.43,514.84)	-0.02(-0.03,-0.02)
<b>Marshall Islands</b>	350.04(273.69,454.02)	676.09(535.42,854.06)	0.01(0.01,0.01)	156.72(101.08,227.13)	315.76(207.02,452.23)	-0.02(-0.02,-0.02)
<b>Mauritania</b>	8,281.23(6,361.71,10,578.40)	276.73(215.90,353.01)	0(0,0)	3,381.01(2,214.05,4,898.82)	118.54(77.41,171.44)	0.01(0,0.01)
<b>Mauritius</b>	12,230.01(9,610.50,15,538.73)	776.94(611.18,990.59)	0(0,0)	6,150.90(4,057.76,8,962.71)	376.28(250.91,547.85)	-0.01(-0.02,-0.01)
<b>Mexico</b>	485,590.38(379,047.28,626,707.52)	377.28(296.90,480.24)	0(0,0)	202,653.99(134,734.70,296,442.60)	157.83(104.51,229.16)	0.01(0,0.01)
<b>Micronesia (Federated States of)</b>	634.10(491.45,812.74)	676.17(535.51,853.90)	0.01(0.01,0.01)	289.35(187.67,417.53)	318.36(208.32,456.26)	0(0,0.01)
<b>Monaco</b>	273.92(215.40,340.77)	597.87(469.41,758.44)	0.01(0,0.01)	184.20(121.06,265.90)	356.32(232.02,513.74)	-0.02(-0.02,-0.01)
<b>Mongolia</b>	10,887.49(8,337.22,14,240.41)	326.58(256.19,412.63)	0(0,0)	4,628.69(2,974.27,6,795.17)	141.28(91.57,203.84)	0.01(0.01,0.02)
<b>Montenegro</b>	2,518.80(1,984.98,3,154.11)	326.12(255.69,412.13)	0(0,0)	1,122.74(730.63,1,631.42)	140.56(92.13,205.62)	-0.01(-0.01,0)
<b>Morocco</b>	223,898.34(174,038.94,290,470.79)	602.84(473.83,774.96)	-0.01(-0.01,-0.01)	104,105.83(68,398.72,152,467.11)	283.97(188.13,414.42)	-0.02(-0.02,-0.01)
<b>Mozambique</b>	51,140.33(38,994.95,65,744.08)	269.17(209.64,341.44)	0(0,0)	20,142.11(13,133.42,29,431.70)	113.31(74.44,163.13)	0.01(-0.01,0.02)
<b>Myanmar</b>	429,048.17(334,675.22,554,192.01)	778.63(613.20,992.54)	0(0,0)	206,279.76(135,511.48,301,417.54)	380.07(252.17,552.64)	0.02(0.01,0.03)
<b>Namibia</b>	5,372.41(4,106.87,6,923.02)	269.08(209.67,341.56)	0.01(0.01,0.01)	2,182.06(1,432.02,3,143.12)	113.51(75.64,161.05)	0(-0.01,0)
<b>Nauru</b>	57.20(43.90,75.02)	678.63(538.37,855.95)	0.02(0.02,0.02)	24.97(15.96,36.27)	320.14(208.71,461.20)	0.02(0.01,0.03)
<b>Nepal</b>	89,641.03(70,148.62,114,100.47)	327.08(256.46,413.23)	0.01(0.01,0.01)	37,424.03(24,095.35,54,104.06)	139.65(89.36,200.61)	0.04(0.03,0.04)



<b>Netherlands</b>	111,739.04(88,262.22,138,780.01)	556.51(443.18,706.44)	-0.01(-0.04,0.02)	70,716.58(46,204.96,102,099.27)	322.49(212.27,467.28)	-0.01(-0.06,0.03)
<b>New Zealand</b>	11,775.24(9,507.56,14,548.15)	212.70(170.55,262.98)	-0.91(-0.92,-0.91)	4,897.83(3,259.16,6,911.84)	86.06(56.47,122.89)	-0.99(-1,-0.98)
<b>Nicaragua</b>	18,575.47(14,300.20,23,910.06)	313.92(244.80,397.73)	0(0,0)	7,756.99(5,078.33,11,298.93)	134.93(89.12,194.40)	0.01(0.01,0.01)
<b>Niger</b>	37,072.78(28,431.77,47,067.52)	276.95(216.12,353.24)	0.02(0.02,0.02)	14,730.08(9,592.55,21,234.29)	118.48(78.77,169.63)	0.04(0.04,0.05)
<b>Nigeria</b>	513,547.39(394,156.55,667,072.67)	348.46(274.27,443.56)	0.16(0.15,0.18)	205,478.40(133,133.16,299,690.34)	147.77(96.27,213.10)	0.19(0.18,0.2)
<b>Niue</b>	12.53(9.86,15.75)	676.45(535.75,854.81)	0(0,0)	6.08(3.92,8.78)	317.46(206.72,456.22)	-0.03(-0.04,-0.03)
<b>North Macedonia</b>	8,885.40(6,998.41,11,224.70)	325.61(255.28,411.21)	0(0,0)	3,943.53(2,576.14,5,724.62)	140.24(91.27,202.71)	0(-0.01,0)
<b>Northern Mariana Islands</b>	345.09(263.86,458.50)	674.49(533.71,853.18)	0.03(0.02,0.05)	170.76(108.81,253.42)	318.17(206.74,456.86)	0.04(0.02,0.07)
<b>Norway</b>	36,125.41(28,450.89,44,553.37)	576.71(453.67,723.40)	-0.44(-0.53,-0.36)	17,333.76(11,427.04,25,110.68)	265.20(174.84,380.08)	-0.64(-0.71,-0.56)
<b>Oman</b>	26,383.76(19,791.20,35,700.93)	567.83(446.09,724.06)	-0.04(-0.1,0.03)	11,150.07(7,101.51,16,784.14)	265.01(178.77,383.80)	-0.04(-0.16,0.07)
<b>Pakistan</b>	670,778.59(517,978.40,865,745.14)	391.86(306.12,493.25)	0.01(0.01,0.01)	267,531.48(174,668.08,393,466.33)	162.87(107.95,235.97)	0(0,0.01)
<b>Palau</b>	150.02(116.62,194.12)	671.18(531.42,847.71)	-0.02(-0.03,-0.02)	72.56(46.62,105.73)	314.75(205.18,449.05)	-0.05(-0.06,-0.03)
<b>Palestine</b>	23,148.01(17,783.42,30,171.69)	601.22(472.72,772.97)	-0.04(-0.04,-0.04)	10,108.69(6,549.07,14,844.30)	281.72(185.60,412.07)	-0.07(-0.08,-0.07)
<b>Panama</b>	13,169.56(10,258.44,16,758.19)	313.11(244.01,396.93)	0(0,0)	5,671.70(3,741.38,8,190.27)	134.74(89.18,193.91)	0(-0.01,0)
<b>Papua New Guinea</b>	54,019.50(41,939.16,70,364.88)	675.49(534.64,854.76)	0(0,0)	23,706.09(15,262.00,33,886.85)	315.40(206.46,449.11)	0(-0.01,0)
<b>Paraguay</b>	24,718.42(19,174.99,32,104.62)	373.41(290.92,478.21)	0(0,0)	10,622.92(6,906.24,15,375.51)	164.29(107.15,237.97)	0(-0.01,0)
<b>Peru</b>	107,956.83(83,851.01,137,686.46)	313.44(244.27,397.42)	0(0,0)	46,419.84(30,404.02,66,807.32)	135.57(89.14,195.15)	0.01(0,0.02)
<b>Philippines</b>	1,183,462.67(923,660.00,1,514,634.33)	1,156.25(917.09,1,461.47)	0(0,0)	525,552.08(345,862.98,766,353.09)	530.07(350.59,764.80)	0.01(0.01,0.01)
<b>Poland</b>	199,317.91(157,802.90,250,508.87)	392.75(306.94,494.38)	0(0,0)	86,640.27(56,630.40,125,217.47)	165.05(109.52,239.48)	0.02(0.02,0.02)
<b>Portugal</b>	77,999.20(61,946.61,97,138.50)	597.91(469.09,758.36)	0(0,0)	51,440.39(33,715.32,74,087.71)	357.15(236.75,519.85)	0.01(0,0.01)
<b>Puerto Rico</b>	14,277.88(11,323.37,17,770.22)	313.99(244.91,397.87)	0(0,0)	6,439.40(4,302.15,9,257.01)	135.16(88.58,193.74)	-0.01(-0.01,0)
<b>Qatar</b>	18,094.95(13,388.28,24,750.13)	547.01(429.56,697.75)	-0.05(-0.06,-0.04)	7,559.60(4,851.63,11,433.14)	247.62(165.92,357.44)	-0.11(-0.12,-0.09)
<b>Republic of Korea</b>	258,217.02(201,520.01,332,444.35)	356.64(279.43,458.59)	-0.04(-0.15,0.07)	132,335.85(86,384.50,194,651.27)	171.97(112.56,247.48)	-0.01(-0.03,0.02)
<b>Republic of Moldova</b>	15,539.78(12,250.32,19,596.56)	326.55(256.21,412.51)	-0.01(-0.01,-0.01)	6,900.12(4,525.62,10,003.79)	140.82(92.27,203.64)	0.01(0.01,0.02)
<b>Romania</b>	83,135.61(65,682.92,103,276.62)	326.05(255.76,411.95)	0(0,0)	37,643.02(24,558.04,54,615.80)	140.84(91.21,205.25)	0.02(0.01,0.02)
<b>Russian Federation</b>	733,935.86(574,953.77,923,934.39)	393.79(307.75,495.45)	0(0,0)	316,503.24(206,819.75,456,661.41)	164.90(109.57,238.37)	0.01(0.01,0.02)
<b>Rwanda</b>	26,224.92(20,128.50,34,000.42)	269.34(209.91,341.91)	0(0,0)	10,567.07(6,830.29,15,320.16)	114.37(74.59,164.91)	0.02(0,0.03)
<b>Saint Kitts and Nevis</b>	219.44(168.74,282.42)	313.01(244.10,396.66)	-0.01(-0.01,-0.01)	95.89(61.61,139.18)	134.53(88.78,192.81)	-0.01(-0.02,0)
<b>Saint Lucia</b>	650.79(507.84,829.59)	313.29(244.25,397.12)	-0.01(-0.01,-0.01)	284.04(186.97,414.28)	134.24(89.10,194.03)	-0.01(-0.01,-0.01)
<b>Saint Vincent and the Grenadines</b>	398.09(310.33,504.34)	312.72(243.78,396.67)	-0.01(-0.01,-0.01)	173.69(113.63,253.18)	134.05(88.26,194.17)	-0.03(-0.03,-0.02)
<b>Samoa</b>	1,219.39(952.76,1,550.63)	675.14(534.53,853.43)	0(0,0)	556.01(359.35,805.09)	318.07(205.87,455.16)	-0.02(-0.02,-0.01)
<b>San Marino</b>	232.36(184.22,289.07)	599.70(470.84,760.80)	0.03(0.02,0.03)	150.73(98.17,218.38)	358.10(235.99,517.64)	0.02(0.01,0.02)
<b>Sao Tome and Principe</b>	457.65(349.92,590.93)	275.65(214.95,351.52)	-0.02(-0.02,-0.02)	187.01(121.80,272.12)	117.92(77.45,169.46)	-0.02(-0.02,-

						0.01)
<b>Saudi Arabia</b>	231,329.14(172,638.58,310,834.44)	580.19(455.89,741.83)	0.01(0.01,0.01)	100,131.77(64,563.40,148,661.79)	268.59(178.87,389.36)	0(0,0)
<b>Senegal</b>	30,885.61(23,702.72,39,578.20)	276.83(216.02,353.16)	0(0,0)	12,519.70(8,185.79,18,112.85)	117.96(78.94,169.26)	0.01(0.01,0.02)
<b>Serbia</b>	36,383.01(28,958.21,44,998.28)	325.98(255.61,411.80)	0(0,0)	16,299.51(10,744.07,23,335.89)	140.30(92.59,203.46)	0(-0.01,0)
<b>Seychelles</b>	920.43(715.75,1,183.34)	774.53(608.55,987.91)	-0.01(-0.01,-0.01)	453.67(298.60,660.43)	376.88(250.45,544.52)	-0.03(-0.03,-0.03)
<b>Sierra Leone</b>	16,430.23(12,577.79,21,284.84)	275.45(214.84,351.23)	-0.01(-0.01,-0.01)	6,582.07(4,275.42,9,572.11)	117.23(77.36,168.50)	0.01(0,0.02)
<b>Singapore</b>	26,929.08(20,970.17,35,032.14)	356.76(279.75,457.67)	-0.02(-0.03,0)	13,399.14(8,738.75,19,502.61)	172.18(113.96,248.75)	-0.01(-0.04,0.01)
<b>Slovakia</b>	23,246.35(18,398.39,29,275.82)	326.11(255.78,411.99)	0(0,0)	10,372.26(6,710.40,14,891.21)	140.44(91.48,202.96)	0(-0.01,0)
<b>Slovenia</b>	9,133.12(7,242.35,11,344.51)	325.66(255.37,411.14)	-0.01(-0.01,-0.01)	4,119.77(2,643.94,5,922.02)	140.06(90.44,202.11)	0(-0.01,0.01)
<b>Solomon Islands</b>	3,476.63(2,703.51,4,510.87)	676.77(535.97,855.94)	0.01(0.01,0.01)	1,529.50(980.05,2,191.85)	317.64(208.38,455.80)	0(0,0.01)
<b>Somalia</b>	34,730.88(26,576.10,45,360.41)	268.48(209.38,340.99)	0(0,0)	13,665.18(8,740.55,20,008.56)	113.93(74.60,164.37)	0.01(0.01,0.02)
<b>South Africa</b>	178,028.46(138,187.91,230,122.43)	322.82(255.27,410.36)	0(0,0)	72,624.97(47,661.17,105,758.94)	133.57(88.16,190.57)	-0.02(-0.03,-0.02)
<b>South Sudan</b>	17,108.43(12,995.76,22,045.63)	268.04(208.44,340.66)	0.03(0.03,0.03)	6,814.00(4,419.00,9,951.03)	112.12(73.89,160.59)	0.04(0.02,0.05)
<b>Spain</b>	280,068.78(220,273.07,344,305.62)	494.66(390.39,624.29)	0(-0.01,0)	165,555.73(110,588.73,240,437.99)	269.90(181.06,392.62)	-0.01(-0.03,0.02)
<b>Sri Lanka</b>	190,117.85(149,185.74,242,079.97)	777.98(612.52,991.73)	0(0,0)	94,561.13(62,630.52,138,196.71)	378.74(250.73,554.59)	0.01(0,0.01)
<b>Sudan</b>	185,517.27(142,954.05,243,359.86)	602.30(474.01,778.82)	0(0,0)	80,487.43(52,630.59,117,694.42)	282.31(186.05,410.82)	-0.01(-0.02,-0.01)
<b>Suriname</b>	1,925.52(1,490.10,2,449.80)	313.56(244.41,397.21)	0(0,0)	831.80(542.68,1,213.20)	134.16(88.44,194.80)	-0.01(-0.02,-0.01)
<b>Sweden</b>	90,131.85(71,389.48,111,461.89)	757.55(598.39,952.07)	-0.01(-0.02,-0.01)	55,261.72(37,069.01,79,084.89)	434.57(291.85,628.07)	0.01(0,0.03)
<b>Switzerland</b>	62,260.13(49,033.15,77,402.38)	595.31(467.42,754.76)	0(0,0)	40,377.21(26,298.55,58,448.28)	354.71(231.07,511.38)	0.01(0,0.01)
<b>Syrian Arab Republic</b>	87,383.80(67,302.00,112,607.95)	608.27(478.87,787.13)	0.05(0.04,0.06)	41,033.61(26,713.67,60,136.87)	285.23(189.55,415.68)	0.03(0.02,0.03)
<b>Taiwan (Province of China)</b>	196,590.90(161,017.04,238,205.51)	613.75(506.43,735.49)	-0.3(-0.3,-0.3)	98,925.54(66,453.24,137,219.78)	292.97(197.84,405.61)	-0.29(-0.3,-0.27)
<b>Tajikistan</b>	26,249.80(20,149.58,34,012.74)	326.02(255.59,411.77)	0(0,0)	10,924.48(6,982.90,16,063.29)	140.96(90.70,203.77)	-0.01(-0.02,-0.01)
<b>Thailand</b>	703,747.59(549,559.56,901,697.83)	777.69(612.02,991.50)	0(0,0)	361,227.47(237,685.99,530,355.43)	381.16(253.40,556.32)	0.02(0.02,0.03)
<b>Timor-Leste</b>	8,028.07(6,290.74,10,253.65)	776.91(611.34,991.08)	0(0,0)	3,691.31(2,422.03,5,331.99)	376.45(248.23,549.81)	0.01(-0.01,0.02)
<b>Togo</b>	16,817.04(12,824.34,21,754.53)	277.75(216.51,354.12)	0(0,0)	6,823.69(4,494.14,9,847.84)	118.59(78.15,170.64)	0.01(0.01,0.01)
<b>Tokelau</b>	8.98(7.04,11.31)	676.31(535.87,854.89)	-0.02(-0.03,-0.01)	4.24(2.76,6.07)	318.39(208.66,456.13)	-0.05(-0.07,-0.04)
<b>Tonga</b>	600.73(474.79,763.06)	678.14(537.15,857.89)	0(0,0)	278.06(180.55,398.31)	320.57(208.06,459.08)	-0.01(-0.01,-0.01)
<b>Trinidad and Tobago</b>	5,228.55(4,083.85,6,648.12)	313.05(244.01,396.63)	0(0,0)	2,288.86(1,499.48,3,331.52)	134.17(87.92,194.77)	-0.01(-0.01,-0.01)
<b>Tunisia</b>	79,382.66(62,002.19,102,496.56)	604.32(474.87,777.36)	0.01(0.01,0.01)	37,855.99(24,817.50,55,427.32)	285.97(187.96,415.09)	0.01(0.01,0.01)
<b>Turkey</b>	564,531.98(440,731.71,733,058.17)	601.48(472.59,771.66)	0(0,0)	267,435.12(174,136.91,390,415.91)	284.83(188.62,414.82)	0(-0.01,0)
<b>Turkmenistan</b>	15,985.98(12,369.96,20,566.92)	325.91(255.65,411.66)	-0.01(-0.01,-0.01)	6,834.93(4,445.44,10,020.08)	141.31(91.85,204.31)	-0.01(-0.02,0)
<b>Tuvalu</b>	76.48(60.25,96.72)	675.12(534.85,851.68)	-0.03(-0.04,-0.03)	35.55(23.11,50.94)	318.35(206.75,458.55)	-0.06(-0.07,-0.05)

<b>Uganda</b>	69,664.63(53,027.83,89,555.20)	269.07(209.58,341.44)	0.01(0.01,0.01)	27,428.72(17,736.44,40,417.57)	114.11(74.18,164.57)	0.05(0.05,0.06)
<b>Ukraine</b>	228,590.45(179,295.81,285,923.27)	393.89(307.80,495.59)	0(0,0)	99,265.46(64,969.74,143,905.51)	165.35(109.97,237.90)	0.01(0,0.02)
<b>United Arab Emirates</b>	70,712.38(50,498.30,101,158.57)	551.03(432.80,700.38)	-0.03(-0.04,-0.03)	30,439.68(19,270.28,47,075.60)	250.68(166.55,364.05)	-0.08(-0.09,-0.07)
<b>United Kingdom</b>	662,700.79(527,440.56,810,120.42)	851.18(675.90,1,073.50)	0.1(-0.3,0.5)	370,075.82(247,710.52,528,171.87)	446.79(301.97,636.94)	0.03(-0.41,0.46)
<b>United Republic of Tanzania</b>	106,757.11(81,587.36,137,684.22)	268.54(209.02,340.71)	0(0,0)	42,894.05(27,838.35,62,036.23)	114.00(75.42,163.63)	0.03(0.02,0.03)
<b>United States of America</b>	3,654,042.78(2,953,518.69,4,414,295.50)	957.71(771.71,1,170.78)	0.45(0.18,0.72)	2,043,518.34(1,392,664.75,2,886,397.13)	500.26(338.92,704.86)	0.58(0.31,0.86)
<b>United States Virgin Islands</b>	408.25(319.44,515.23)	314.18(245.09,398.18)	0(0,0)	185.17(120.75,265.77)	135.37(88.01,194.81)	-0.01(-0.01,-0.01)
<b>Uruguay</b>	15,874.59(12,547.90,19,702.23)	397.07(310.56,501.83)	0(0,0)	7,976.21(5,224.38,11,376.75)	192.58(126.14,276.69)	0(0,0)
<b>Uzbekistan</b>	102,091.82(78,239.59,132,522.57)	326.47(256.03,412.57)	0(0,0)	43,027.11(27,794.33,63,007.31)	141.22(92.24,203.15)	0(0,0)
<b>Vanuatu</b>	1,620.44(1,272.88,2,088.80)	676.28(535.40,855.86)	0.01(0.01,0.01)	722.01(470.74,1,031.92)	317.15(206.85,456.96)	0.01(0,0.02)
<b>Venezuela (Bolivarian Republic of)</b>	94,918.17(73,593.97,121,158.37)	313.57(244.46,397.34)	0(0,0)	41,118.37(26,872.08,59,786.52)	135.09(88.89,195.51)	0(0,0.01)
<b>Viet Nam</b>	842,272.99(652,173.41,1,086,995.37)	776.93(611.27,990.33)	-0.01(-0.01,-0.01)	412,121.99(269,300.55,604,239.35)	381.91(251.97,557.69)	0(-0.01,0)
<b>Yemen</b>	138,483.17(107,024.16,181,749.34)	602.56(473.66,774.31)	0(0,0)	59,349.95(38,887.70,86,823.84)	282.59(186.49,408.26)	0.01(0,0.01)
<b>Zambia</b>	33,726.53(25,605.53,43,989.35)	267.66(208.63,339.72)	0(0,0)	13,300.54(8,509.98,19,518.70)	113.05(74.39,163.22)	0(-0.01,0.01)
<b>Zimbabwe</b>	30,281.72(23,169.48,39,313.93)	269.43(209.91,342.02)	0.02(0.01,0.02)	12,128.49(7,867.29,17,638.76)	113.71(74.99,162.88)	0(-0.01,0.01)

**Table S12.** The numbers (2019), ASRs per 100,000 (2019), and AAPCs (1990-2019) in incidence and DALY for gout in 204 countries.

Characteristic	Incident cases			DALYs		
	Numbers (95% UI)	ASIR (95% UI)	AAPC (95% CI)	Numbers (95% UI)	Age-standardized DALYs rate (95% UI)	AAPC (95% CI)
<b>Afghanistan</b>	14,469.85 (11,368.84, 18,332.61)	85.87(68.83,108.92)	0.30(0.28,0.32)	2,113.18(1,314.35,3,065.94)	13.25(8.27,19.22)	0.30(0.28,0.32)
<b>Albania</b>	2,358.20 (1,861.12, 2,982.15)	60.77(48.14,76.07)	0.31(0.29,0.34)	379.22(233.88,564.56)	9.60(5.98,14.38)	0.31(0.29,0.34)
<b>Algeria</b>	36,289.52 (28,879.61, 45,641.19)	97.16(77.31,122.64)	0.44(0.42,0.45)	5,821.61(3,631.63,8,416.04)	15.87(9.92,22.99)	0.44(0.42,0.45)
<b>American Samoa</b>	81.34 (63.91, 102.57)	162.34(128.93,205.39)	0.26(0.23,0.28)	13.52(8.49,19.72)	27.16(17.20,39.19)	0.26(0.23,0.28)
<b>Andorra</b>	116.96 (92.49, 148.92)	88.89(70.71,112.28)	0.22(0.17,0.27)	28.28(17.49,41.95)	20.80(12.83,30.59)	0.22(0.17,0.27)
<b>Angola</b>	12,831.95 (10,080.52, 16,079.52)	91.05(72.83,115.67)	0.12(0.11,0.14)	1,935.28(1,199.83,2,775.53)	14.49(8.95,21.20)	0.12(0.11,0.14)
<b>Antigua and Barbuda</b>	50.24 (39.74, 62.58)	48.63(38.79,60.33)	0.61(0.59,0.63)	8.23(5.01,11.89)	7.88(4.80,11.35)	0.61(0.59,0.63)
<b>Argentina</b>	67,981.59 (54,227.09, 84,773.92)	132.65(105.82,164.83)	0.52(0.49,0.55)	14,753.88(9,286.48,21,201.36)	28.37(17.91,40.92)	0.52(0.49,0.55)
<b>Armenia</b>	3,108.87 (2,469.13, 3,966.24)	79.07(62.95,99.56)	0.41(0.4,0.42)	511.98(317.24,756.69)	12.89(8.19,18.95)	0.41(0.4,0.42)
<b>Australia</b>	65,421.60 (52,121.35, 82,590.50)	182.72(146.88,231.09)	0.92(0.84,1.01)	16,438.90(10,389.12,23,849.46)	43.19(27.39,62.45)	0.92(0.84,1.01)
<b>Austria</b>	12,095.93 (9,566.89, 15,374.51)	84.14(67.20,106.33)	0.33(0.28,0.39)	2,944.77(1,845.23,4,364.99)	19.08(11.93,28.05)	0.33(0.28,0.39)
<b>Azerbaijan</b>	8,591.91 (6,750.26, 10,768.25)	81.64(65.26,101.81)	0.51(0.49,0.54)	1,387.57(861.91,2,034.68)	13.35(8.47,19.23)	0.51(0.49,0.54)
<b>Bahamas</b>	202.67 (160.19, 251.76)	49.24(39.52,60.86)	0.5(0.48,0.52)	33.28(20.16,48.50)	8.03(4.95,11.69)	0.5(0.48,0.52)
<b>Bahrain</b>	1,818.14 (1,375.80, 2,311.07)	115.41(91.62,144.32)	0.42(0.4,0.45)	290.82(180.04,433.51)	18.90(12.04,27.49)	0.42(0.4,0.45)
<b>Bangladesh</b>	103,255.79 (81,872.00, 129,416.77)	74.29(58.78,94.02)	0.06(0.03,0.08)	16,001.76(9,851.88,23,371.81)	11.66(7.18,17.22)	0.06(0.03,0.08)
<b>Barbados</b>	211.11 (167.80, 267.65)	49.60(39.54,62.07)	0.61(0.6,0.62)	35.18(21.60,51.41)	8.11(5.08,11.72)	0.61(0.6,0.62)
<b>Belarus</b>	11,214.87 (8,934.21, 14,355.91)	77.92(62.21,98.31)	0.37(0.35,0.38)	1,823.15(1,125.61,2,670.51)	12.42(7.69,17.98)	0.37(0.35,0.38)
<b>Belgium</b>	15,018.97 (11,794.55, 18,962.33)	83.49(66.26,104.79)	0.22(0.16,0.29)	3,668.36(2,309.76,5,333.11)	18.92(11.92,27.57)	0.22(0.16,0.29)
<b>Belize</b>	169.93 (133.90, 210.80)	52.13(41.34,65.09)	0.65(0.62,0.68)	27.49(17.23,40.48)	8.57(5.37,12.60)	0.65(0.62,0.68)
<b>Benin</b>	5,495.78 (4,373.69, 6,842.27)	90.84(72.17,114.29)	0.31(0.3,0.32)	849.68(522.39,1,229.31)	14.74(9.05,21.43)	0.31(0.3,0.32)
<b>Bermuda</b>	53.96 (42.83, 68.96)	51.41(41.01,63.96)	0.4(0.37,0.43)	9.17(5.79,13.50)	8.52(5.36,12.45)	0.4(0.37,0.43)
<b>Bhutan</b>	499.21 (394.95, 617.87)	79.27(62.91,99.27)	0.4(0.37,0.43)	77.32(48.11,113.62)	12.56(7.81,18.26)	0.4(0.37,0.43)
<b>Bolivia (Plurinational State of)</b>	5,203.24 (4,142.53, 6,458.79)	52.95(42.50,65.94)	0.77(0.75,0.78)	833.90(511.48,1,223.55)	8.60(5.33,12.61)	0.77(0.75,0.78)
<b>Bosnia and Herzegovina</b>	3,193.51 (2,529.74, 4,130.28)	60.52(48.18,76.41)	0.44(0.42,0.46)	507.14(309.33,753.19)	9.42(5.80,13.92)	0.44(0.42,0.46)
<b>Botswana</b>	1,803.28 (1,422.95, 2,236.57)	105.61(84.36,131.27)	0.46(0.43,0.49)	276.15(171.11,399.68)	16.91(10.56,24.64)	0.46(0.43,0.49)
<b>Brazil</b>	121,375.21 (96,996.36, 150,779.19)	50.35(40.42,62.54)	0.66(0.65,0.68)	19,550.66(12,433.51,28,144.98)	8.07(5.13,11.56)	0.66(0.65,0.68)
<b>Brunei Darussalam</b>	477.46 (373.20, 601.94)	116.92(92.50,146.94)	0.25(0.2,0.29)	89.78(54.80,131.21)	23.45(14.59,33.93)	0.25(0.2,0.29)
<b>Bulgaria</b>	7,603.61 (6,044.87, 9,703.80)	63.09(50.39,79.58)	0.27(0.26,0.29)	1,232.83(768.21,1,842.87)	9.96(6.22,14.64)	0.27(0.26,0.29)
<b>Burkina Faso</b>	9,423.28 (7,465.35, 11,645.72)	84.57(67.22,106.35)	0.17(0.15,0.19)	1,443.23(909.74,2,089.75)	13.53(8.61,19.68)	0.17(0.15,0.19)
<b>Burundi</b>	5,131.84 (4,051.04, 6,464.65)	91.21(72.77,116.67)	0.27(0.24,0.3)	770.66(473.98,1,136.62)	14.42(8.74,21.30)	0.27(0.24,0.3)
<b>Cabo Verde</b>	426.85 (340.99, 530.39)	90.04(71.75,112.37)	0.5(0.49,0.51)	67.72(42.33,99.00)	14.58(9.06,21.62)	0.5(0.49,0.51)
<b>Cambodia</b>	14,960.70 (11,810.11, 18,690.77)	109.51(87.47,137.28)	0.34(0.32,0.36)	2,336.16(1,420.01,3,373.19)	17.50(10.58,25.27)	0.34(0.32,0.36)
<b>Cameroon</b>	14,336.40 (11,330.73, 17,962.79)	95.28(76.06,121.37)	0.18(0.17,0.19)	2,209.39(1,358.54,3,198.58)	15.46(9.62,22.72)	0.18(0.17,0.19)
<b>Canada</b>	106,196.95 (84,942.64, 133,971.54)	191.48(153.39,236.15)	0.7(0.67,0.73)	27,127.72(16,778.83,39,610.40)	46.08(28.87,66.15)	0.7(0.67,0.73)
<b>Central African Republic</b>	2,367.17 (1,835.83, 2,970.53)	87.15(69.09,109.33)	0.11(0.09,0.12)	350.77(216.04,513.17)	13.60(8.58,19.74)	0.11(0.09,0.12)
<b>Chad</b>	5,901.22 (4,691.58, 7,273.94)	87.18(69.87,109.18)	0.32(0.31,0.33)	894.21(556.70,1,305.74)	13.81(8.64,20.19)	0.32(0.31,0.33)
<b>Chile</b>	30,992.68 (24,541.87, 38,983.06)	135.39(107.16,169.70)	0.49(0.47,0.51)	6,745.16(4,170.18,9,640.94)	28.93(17.87,41.31)	0.49(0.47,0.51)



1						
2						
3						
4						
5						
6						
7						
8						
9						
10						
11						
12						
13						
14						
15						
16						
17						
18						
19						
20						
21						
22						
23						
24						
25						
26						
27						
28						
29						
30						
31						
32						
33						
34						
35						
36						
37						
38						
39						
40						
41						
42						
43						
44						
45						
46						
47						
48						
49						
50						
51						
52						
53						
54						
55						
56						
57						
58						
59						
60						



1						
2						
3						
4						
5	<b>Guinea</b>	5,582.47 (4,445.81, 6,992.59)	87.41(69.30,110.59)	0.17(0.16,0.19)	864.59(539.39,1,264.24)	14.06(8.84,20.69) 0.17(0.16,0.19)
6	<b>Guinea-Bissau</b>	779.60 (612.43, 970.82)	83.89(66.30,105.63)	0.08(0.06,0.09)	117.24(72.89,169.34)	13.35(8.58,19.41) 0.08(0.06,0.09)
7	<b>Guyana</b>	323.42 (254.64, 402.92)	47.04(37.44,58.67)	0.54(0.52,0.55)	51.35(31.16,74.66)	7.51(4.62,10.90) 0.54(0.52,0.55)
8	<b>Haiti</b>	3,747.43 (2,937.98, 4,643.81)	42.99(34.67,52.84)	0.48(0.47,0.49)	577.30(365.00,859.19)	6.77(4.25,9.88) 0.48(0.47,0.49)
9						
10	<b>Honduras</b>	2,380.91 (1,891.79, 2,960.14)	32.44(25.85,40.22)	0.67(0.65,0.68)	374.83(224.34,549.05)	5.23(3.16,7.62) 0.67(0.65,0.68)
11	<b>Hungary</b>	10,251.71 (8,092.68, 13,014.13)	63.27(50.08,79.91)	0.32(0.31,0.34)	1,650.96(999.30,2,433.57)	9.96(6.00,14.77) 0.32(0.31,0.34)
12						
13	<b>Iceland</b>	418.37 (331.13, 536.88)	87.93(70.16,111.84)	0.29(0.25,0.32)	101.98(63.31,149.69)	20.38(12.67,29.84) 0.29(0.25,0.32)
14	<b>India</b>	958,893.47 (765,811.14, 1,208,831.06)	78.35(62.97,98.82)	0.17(0.15,0.19)	145,787.98(92,266.90,210,079.92)	12.06(7.67,17.46) 0.17(0.15,0.19)
15	<b>Indonesia</b>	321,221.76 (254,177.82, 404,910.48)	129.05(103.16,161.48)	0.57(0.54,0.59)	51,108.60(32,229.61,74,720.79)	20.74(13.12,29.99) 0.57(0.54,0.59)
16	<b>Iran (Islamic Republic of)</b>	78,473.37 (61,931.82, 98,314.91)	95.68(76.19,121.43)	0.23(0.17,0.29)	12,229.62(7,691.52,17,716.47)	15.15(9.53,21.99) 0.23(0.17,0.29)
17	<b>Iraq</b>	26,851.63 (21,040.55, 33,650.19)	95.59(76.05,121.13)	0.09(0.08,0.1)	4,159.04(2,660.89,5,968.77)	15.39(10.01,22.20) 0.09(0.08,0.1)
18	<b>Ireland</b>	5,661.53 (4,490.26, 7,187.25)	84.24(67.18,105.72)	0.2(0.17,0.22)	1,349.71(834.42,1,990.47)	19.32(11.93,28.38) 0.2(0.17,0.22)
19	<b>Israel</b>	8,706.94 (6,924.95, 10,942.70)	83.46(66.50,104.84)	0.25(0.23,0.26)	2,050.74(1,267.03,2,974.10)	19.06(11.82,27.73) 0.25(0.23,0.26)
20	<b>Italy</b>	92,501.67 (73,252.01, 116,598.94)	84.57(67.43,105.99)	0.15(0.05,0.25)	19,711.65(12,420.19,28,511.27)	16.76(10.49,24.16) 0.15(0.05,0.25)
21	<b>Jamaica</b>	1,473.71 (1,187.69, 1,825.38)	48.73(39.20,60.40)	0.63(0.62,0.64)	238.24(147.04,348.48)	7.91(4.90,11.57) 0.63(0.62,0.64)
22	<b>Japan</b>	300,896.68 (239,394.61, 381,874.79)	122.29(97.46,153.19)	0.25(0.21,0.3)	60,116.38(37,731.24,87,163.84)	22.73(14.31,32.89) 0.25(0.21,0.3)
23	<b>Jordan</b>	8,503.05 (6,621.02, 10,760.91)	103.27(82.40,131.34)	0.42(0.4,0.44)	1,353.44(837.21,1,980.21)	17.02(10.52,24.52) 0.42(0.4,0.44)
24	<b>Kazakhstan</b>	15,239.23 (12,007.52, 19,102.80)	82.32(65.28,103.44)	0.38(0.35,0.4)	2,466.14(1,533.89,3,696.58)	13.42(8.40,19.89) 0.38(0.35,0.4)
25	<b>Kenya</b>	27,835.36 (22,015.38, 34,652.39)	101.62(80.90,128.88)	0.24(0.23,0.25)	4,202.67(2,641.84,6,041.53)	16.03(10.16,23.21) 0.24(0.23,0.25)
26	<b>Kiribati</b>	114.18 (88.63, 144.58)	137.10(109.74,172.53)	0.28(0.26,0.3)	17.81(10.91,25.95)	22.23(13.91,32.50) 0.28(0.26,0.3)
27	<b>Kuwait</b>	4,468.74 (3,419.60, 5,599.57)	113.51(90.04,143.24)	0.16(0.11,0.22)	713.63(432.06,1,055.36)	19.01(11.71,27.58) 0.16(0.11,0.22)
28	<b>Kyrgyzstan</b>	4,006.21 (3,158.52, 5,021.71)	76.62(61.05,96.40)	0.35(0.34,0.37)	635.98(391.94,929.92)	12.43(7.69,18.11) 0.35(0.34,0.37)
29	<b>Lao People's Democratic Republic</b>	6,409.12 (5,035.44, 8,002.19)	120.67(95.93,150.94)	0.46(0.44,0.48)	1,005.46(602.33,1,444.21)	19.59(11.90,28.47) 0.46(0.44,0.48)
30						
31	<b>Latvia</b>	2,593.10 (2,030.31, 3,369.97)	80.31(63.03,102.58)	0.41(0.39,0.42)	429.35(269.02,638.90)	12.84(7.92,18.83) 0.41(0.39,0.42)
32	<b>Lebanon</b>	5,069.21 (4,058.38, 6,345.02)	95.73(76.52,120.53)	0.26(0.24,0.28)	820.72(515.64,1,181.93)	15.55(9.79,22.53) 0.26(0.24,0.28)
33	<b>Lesotho</b>	1,432.30 (1,128.85, 1,785.97)	96.67(76.24,121.13)	0.26(0.25,0.28)	216.01(130.77,312.34)	15.16(9.25,22.15) 0.26(0.25,0.28)
34	<b>Liberia</b>	2,515.06 (1,976.41, 3,137.29)	95.39(75.25,121.27)	0.27(0.23,0.31)	383.19(239.60,554.32)	15.24(9.52,22.11) 0.27(0.23,0.31)
35	<b>Libya</b>	6,173.61 (4,849.35, 7,672.41)	100.14(80.08,124.88)	0.12(0.11,0.13)	972.98(597.64,1,433.01)	16.21(10.05,23.83) 0.12(0.11,0.13)
36	<b>Lithuania</b>	3,691.72 (2,919.00, 4,728.41)	78.57(62.81,99.01)	0.32(0.31,0.32)	606.95(369.48,896.04)	12.50(7.73,18.15) 0.32(0.31,0.32)
37	<b>Luxembourg</b>	786.85 (624.97, 992.18)	87.73(69.75,110.15)	0.36(0.31,0.4)	187.82(117.68,278.57)	20.17(12.67,29.91) 0.36(0.31,0.4)
38	<b>Madagascar</b>	12,338.54 (9,719.11, 15,340.98)	90.12(71.30,113.90)	0.07(0.06,0.08)	1,868.00(1,153.15,2,717.27)	14.39(9.10,20.90) 0.07(0.06,0.08)
39	<b>Malawi</b>	8,051.28 (6,391.62, 9,947.33)	90.01(72.01,113.09)	0.16(0.11,0.2)	1,216.04(764.40,1,761.66)	14.29(9.14,21.05) 0.16(0.11,0.2)
40	<b>Malaysia</b>	40,577.87 (32,297.72, 50,529.61)	136.85(109.27,170.95)	0.58(0.55,0.6)	6,653.94(4,192.37,9,835.61)	22.84(14.26,33.61) 0.58(0.55,0.6)
41	<b>Maldives</b>	619.42 (482.64, 773.08)	139.62(111.09,174.62)	0.54(0.53,0.55)	97.49(60.95,143.26)	23.11(14.11,33.70) 0.54(0.53,0.55)
42	<b>Mali</b>	8,865.91 (7,059.38, 11,100.42)	87.33(69.80,108.99)	0.24(0.23,0.25)	1,367.13(850.67,2,012.45)	14.04(8.73,20.43) 0.24(0.23,0.25)
43	<b>Malta</b>	635.27 (503.89, 816.91)	86.84(69.25,109.96)	0.37(0.36,0.38)	158.42(98.13,232.12)	20.03(12.47,29.29) 0.37(0.36,0.38)
44	<b>Marshall Islands</b>	60.40 (47.57, 75.77)	144.12(115.07,180.86)	0.45(0.43,0.48)	9.44(5.94,13.84)	23.36(14.66,33.98) 0.45(0.43,0.48)
45	<b>Mauritania</b>	2,279.76 (1,806.67, 2,846.67)	96.32(76.84,121.77)	0.3(0.29,0.32)	362.76(223.65,525.89)	15.85(9.75,23.20) 0.3(0.29,0.32)
46	<b>Mauritius</b>	2,223.51 (1,760.04, 2,844.91)	130.33(104.23,164.73)	0.44(0.43,0.46)	369.81(231.24,546.27)	21.44(13.56,31.19) 0.44(0.43,0.46)
47	<b>Mexico</b>	47,527.96 (37,498.30, 59,179.92)	38.17(30.28,47.53)	0.39(0.34,0.45)	7,862.12(4,985.09,11,289.42)	6.31(4.01,9.16) 0.39(0.34,0.45)
48						
49						
50						
51						
52						
53						
54						
55						
56						
57						
58						
59						
60						

<b>Micronesia (Federated States of)</b>	118.51 (93.02, 148.94)	145.72(117.04,181.45)	0.25(0.21,0.28)	18.93(11.88,27.51)	23.92(15.14,34.58)	0.25(0.21,0.28)
<b>Monaco</b>	60.42 (47.87, 78.31)	85.43(68.21,108.13)	0.24(0.21,0.27)	15.48(9.67,22.66)	19.76(12.25,28.95)	0.24(0.21,0.27)
<b>Mongolia</b>	2,200.40 (1,706.83, 2,766.43)	76.92(61.08,97.50)	0.15(0.14,0.17)	344.33(210.60,510.15)	12.38(7.72,18.18)	0.15(0.14,0.17)
<b>Montenegro</b>	559.46 (441.86, 723.55)	62.46(49.66,79.15)	0.28(0.26,0.3)	89.49(55.18,132.82)	9.83(6.06,14.51)	0.28(0.26,0.3)
<b>Morocco</b>	31,152.84 (24,450.12, 39,270.45)	91.96(72.97,116.16)	0.35(0.34,0.37)	4,964.25(3,100.50,7,148.96)	14.85(9.24,21.50)	0.35(0.34,0.37)
<b>Mozambique</b>	11,872.96 (9,356.16, 14,879.93)	88.23(70.07,111.10)	0.16(0.14,0.17)	1,775.33(1,110.31,2,569.52)	13.87(8.65,20.25)	0.16(0.14,0.17)
<b>Myanmar</b>	57,797.54 (46,004.41, 72,640.92)	113.33(90.44,142.27)	0.25(0.24,0.27)	9,210.60(5,712.48,13,436.62)	18.27(11.38,26.94)	0.25(0.24,0.27)
<b>Namibia</b>	1,591.90 (1,266.42, 1,981.55)	98.24(78.62,124.78)	0.17(0.15,0.18)	244.92(153.94,353.17)	15.63(9.77,22.90)	0.17(0.15,0.18)
<b>Nauru</b>	8.88 (6.93, 11.14)	147.13(118.04,184.00)	0.14(0.12,0.16)	1.38(0.86,2.01)	24.40(15.18,34.84)	0.14(0.12,0.16)
<b>Nepal</b>	17,509.32 (13,856.04, 22,036.93)	72.99(58.25,92.44)	0.13(0.11,0.15)	2,686.04(1,656.50,3,920.46)	11.40(7.11,16.52)	0.13(0.11,0.15)
<b>Netherlands</b>	23,912.08 (18,776.09, 30,516.83)	86.78(68.96,109.18)	0.22(0.1,0.34)	5,976.81(3,700.06,8,712.48)	20.16(12.48,28.91)	0.22(0.1,0.34)
<b>New Zealand</b>	13,921.57 (11,318.37, 17,015.40)	207.88(170.09,252.28)	0.2(0.16,0.24)	3,221.40(2,118.65,4,574.12)	45.41(29.51,64.12)	0.2(0.16,0.24)
<b>Nicaragua</b>	1,789.63 (1,397.53, 2,212.31)	33.20(26.32,40.96)	0.66(0.63,0.69)	286.70(178.07,426.64)	5.41(3.37,7.92)	0.66(0.63,0.69)
<b>Niger</b>	7,905.50 (6,239.11, 9,872.89)	83.74(67.06,105.18)	-0.01(-0.03,0.01)	1,208.46(739.43,1,732.23)	13.43(8.37,19.19)	-0.01(-0.03,0.01)
<b>Nigeria</b>	91,814.00 (72,551.10, 114,549.44)	85.08(68.17,107.32)	-0.38(-0.43,-0.34)	13,987.02(8,856.69,20,132.89)	13.50(8.48,19.43)	-0.38(-0.43,-0.34)
<b>Niue</b>	3.21 (2.53, 4.12)	156.97(125.13,198.22)	0.51(0.5,0.52)	0.54(0.34,0.79)	26.00(16.45,37.81)	0.51(0.5,0.52)
<b>North Macedonia</b>	1,919.88 (1,501.59, 2,453.24)	63.14(50.05,79.68)	0.34(0.32,0.36)	305.46(188.28,457.26)	9.93(6.27,14.67)	0.34(0.32,0.36)
<b>Northern Mariana Islands</b>	86.14 (66.75, 112.03)	158.41(126.49,200.02)	0.01(-0.05,0.07)	14.54(8.94,21.52)	26.48(16.44,38.26)	0.01(-0.05,0.07)
<b>Norway</b>	6,987.21 (5,527.62, 8,893.55)	86.80(69.04,108.68)	0.25(-0.06,0.56)	1,456.68(920.14,2,118.15)	17.28(10.94,24.93)	0.25(-0.06,0.56)
<b>Oman</b>	3,650.77 (2,782.45, 4,600.08)	110.16(87.75,138.62)	0.72(0.56,0.88)	547.19(338.46,798.20)	17.87(11.21,25.74)	0.72(0.56,0.88)
<b>Pakistan</b>	103,157.92 (80,979.80, 129,685.57)	79.31(63.15,100.11)	0.58(0.48,0.67)	15,492.43(9,738.80,22,524.58)	12.28(7.72,17.81)	0.58(0.48,0.67)
<b>Palau</b>	37.44 (29.04, 47.55)	164.38(130.07,206.15)	0.5(0.47,0.53)	6.22(3.81,9.09)	27.26(17.05,39.15)	0.5(0.47,0.53)
<b>Palestine</b>	2,728.50 (2,134.75, 3,399.95)	91.54(72.77,115.26)	0.26(0.25,0.27)	419.32(259.58,603.19)	14.65(9.13,21.21)	0.26(0.25,0.27)
<b>Panama</b>	1,423.21 (1,126.07, 1,783.94)	33.90(26.83,42.57)	0.81(0.79,0.83)	232.70(144.64,341.62)	5.55(3.46,8.14)	0.81(0.79,0.83)
<b>Papua New Guinea</b>	8,231.01 (6,414.31, 10,271.63)	135.39(108.23,168.29)	0.26(0.25,0.27)	1,255.06(775.31,1,822.72)	21.61(13.48,31.39)	0.26(0.25,0.27)
<b>Paraguay</b>	2,907.80 (2,312.05, 3,663.89)	47.37(37.76,60.19)	0.61(0.59,0.62)	465.91(288.90,695.85)	7.68(4.75,11.39)	0.61(0.59,0.62)
<b>Peru</b>	18,173.59 (14,421.34, 22,707.03)	54.30(43.12,67.94)	0.68(0.66,0.71)	2,982.71(1,822.72,4,405.78)	8.95(5.47,13.30)	0.68(0.66,0.71)
<b>Philippines</b>	109,662.69 (86,452.32, 136,932.99)	122.75(98.47,154.33)	0.73(0.71,0.74)	17,171.61(10,725.77,24,724.80)	19.61(12.36,28.04)	0.73(0.71,0.74)
<b>Poland</b>	40,579.84 (32,533.11, 51,377.89)	66.52(53.21,83.50)	0.44(0.42,0.45)	6,476.24(4,058.14,9,396.38)	10.43(6.53,15.13)	0.44(0.42,0.45)
<b>Portugal</b>	15,426.26 (12,080.73, 19,745.53)	83.46(65.86,104.57)	0.27(0.23,0.31)	3,847.31(2,403.31,5,624.41)	19.08(11.90,27.82)	0.27(0.23,0.31)
<b>Puerto Rico</b>	3,041.48 (2,437.61, 3,816.70)	54.54(43.50,67.01)	0.57(0.56,0.59)	512.29(331.54,748.01)	9.04(5.71,13.10)	0.57(0.56,0.59)
<b>Qatar</b>	3,047.68 (2,311.39, 3,872.90)	137.05(109.70,174.07)	0.53(0.51,0.56)	461.24(282.91,682.86)	22.54(14.52,32.66)	0.53(0.51,0.56)
<b>Republic of Korea</b>	91,577.51 (71,910.27, 115,771.72)	109.97(87.23,137.69)	0.33(0.28,0.37)	18,854.71(11,572.42,27,691.75)	21.96(13.66,31.95)	0.33(0.28,0.37)
<b>Republic of Moldova</b>	4,244.85 (3,377.39, 5,377.64)	78.70(63.03,98.76)	0.48(0.45,0.51)	684.83(420.42,999.49)	12.52(7.77,18.17)	0.48(0.45,0.51)
<b>Romania</b>	20,105.97 (15,921.82, 25,470.31)	63.69(50.40,79.42)	0.44(0.39,0.48)	3,263.40(1,997.64,4,867.53)	10.09(6.21,14.88)	0.44(0.39,0.48)
<b>Russian Federation</b>	184,226.08 (146,422.74, 235,241.06)	85.33(68.38,107.28)	0.49(0.46,0.52)	29,358.61(18,457.60,42,963.43)	13.39(8.37,19.40)	0.49(0.46,0.52)

1							
2							
3							
4							
5	<b>Rwanda</b>	6,387.61 (5,052.93, 8,078.50)	87.14(69.61,110.91)	0.12(0.08,0.16)	965.23(611.32,1,385.49)	13.79(8.63,19.94)	0.12(0.08,0.16)
6	<b>Saint Kitts and Nevis</b>	34.84 (27.22, 43.95)	50.75(40.35,62.63)	0.68(0.67,0.7)	5.73(3.58,8.36)	8.24(5.14,11.93)	0.68(0.67,0.7)
7	<b>Saint Lucia</b>	103.51 (82.78, 129.18)	48.76(39.31,60.61)	0.68(0.66,0.7)	16.88(10.46,24.58)	7.86(4.86,11.35)	0.68(0.66,0.7)
8	<b>Saint Vincent and the Grenadines</b>	64.31 (51.09, 80.85)	49.19(39.35,61.11)	0.77(0.76,0.78)	10.41(6.45,15.46)	7.88(4.96,11.70)	0.77(0.76,0.78)
9							
10							
11	<b>Samoa</b>	246.14 (194.59, 306.33)	154.42(122.76,192.55)	0.3(0.29,0.31)	40.38(25.20,58.68)	25.79(16.16,37.35)	0.3(0.29,0.31)
12	<b>San Marino</b>	43.61 (34.62, 55.40)	84.31(67.29,106.72)	0.13(0.1,0.15)	10.85(6.72,15.90)	19.56(12.21,28.58)	0.13(0.1,0.15)
13	<b>Sao Tome and Principe</b>	120.09 (94.90, 149.64)	93.60(74.63,117.29)	0.35(0.34,0.36)	18.73(11.57,26.95)	15.15(9.46,22.13)	0.35(0.34,0.36)
14							
15	<b>Saudi Arabia</b>	32,533.41 (24,732.31, 40,854.80)	114.21(91.42,143.53)	0.51(0.48,0.53)	4,995.51(3,195.57,7,188.30)	18.63(11.85,26.73)	0.51(0.48,0.53)
16	<b>Senegal</b>	7,737.00 (6,159.62, 9,640.00)	88.91(70.93,111.99)	0.06(0.05,0.07)	1,198.01(750.78,1,743.13)	14.27(8.93,20.80)	0.06(0.05,0.07)
17	<b>Serbia</b>	8,710.07 (6,820.09, 11,155.74)	63.94(50.64,80.48)	0.38(0.37,0.38)	1,408.04(874.76,2,077.70)	10.11(6.24,14.96)	0.38(0.37,0.38)
18	<b>Seychelles</b>	159.07 (125.96, 200.36)	134.79(107.40,168.23)	0.49(0.46,0.52)	26.29(16.26,37.89)	22.28(13.85,32.01)	0.49(0.46,0.52)
19	<b>Sierra Leone</b>	3,878.69 (3,073.62, 4,823.31)	88.74(70.38,112.00)	0.19(0.18,0.2)	591.02(368.44,841.98)	14.16(8.77,20.18)	0.19(0.18,0.2)
20	<b>Singapore</b>	9,526.35 (7,507.72, 11,993.01)	118.25(94.48,148.49)	0.45(0.39,0.5)	1,972.42(1,227.64,2,891.74)	24.45(15.17,35.46)	0.45(0.39,0.5)
21	<b>Slovakia</b>	5,270.78 (4,165.06, 6,761.15)	63.32(50.04,80.28)	0.36(0.35,0.37)	844.80(521.86,1,228.02)	9.99(6.20,14.51)	0.36(0.35,0.37)
22	<b>Slovenia</b>	2,304.55 (1,833.77, 2,919.17)	65.02(51.55,81.02)	0.55(0.54,0.56)	373.40(232.19,553.66)	10.28(6.44,15.04)	0.55(0.54,0.56)
23	<b>Solomon Islands</b>	544.41 (425.95, 679.79)	140.75(112.24,176.81)	0.17(0.14,0.21)	84.32(52.90,122.92)	22.82(14.27,33.58)	0.17(0.14,0.21)
24	<b>Somalia</b>	7,521.33 (5,885.50, 9,452.22)	85.62(67.97,109.35)	0.01(-0.01,0.03)	1,112.82(715.26,1,640.59)	13.48(8.44,19.89)	0.01(-0.01,0.03)
25							
26	<b>South Africa</b>	56,883.76 (45,333.69, 71,787.15)	115.38(92.13,146.41)	0.21(0.19,0.23)	8,804.71(5,511.21,12,575.21)	18.22(11.47,26.27)	0.21(0.19,0.23)
27	<b>South Sudan</b>	4,265.42 (3,361.66, 5,312.98)	93.09(74.15,117.08)	0.03(0,0.05)	646.46(400.12,941.91)	14.64(9.26,21.05)	0.03(0,0.05)
28	<b>Spain</b>	64,691.76 (51,405.27, 82,007.94)	84.89(67.77,106.65)	0.23(0.21,0.26)	15,987.26(10,134.74,23,207.37)	19.52(12.45,28.44)	0.23(0.21,0.26)
29	<b>Sri Lanka</b>	30,363.59 (23,969.01, 38,391.74)	119.41(95.43,150.86)	0.22(0.2,0.23)	4,955.84(3,135.38,7,274.88)	19.37(12.33,28.45)	0.22(0.2,0.23)
30	<b>Sudan</b>	21,296.63 (16,848.98, 26,431.40)	93.76(74.76,119.36)	0.53(0.51,0.54)	3,288.38(2,103.90,4,821.31)	15.12(9.62,22.05)	0.53(0.51,0.54)
31	<b>Suriname</b>	301.62 (239.10, 377.57)	49.61(39.69,61.67)	0.61(0.59,0.62)	49.25(29.99,70.96)	8.03(4.95,11.57)	0.61(0.59,0.62)
32	<b>Sweden</b>	16,280.04 (12,803.10, 20,752.77)	93.53(74.66,117.77)	-0.06(-0.08,-0.04)	3,141.09(1,957.91,4,591.93)	16.94(10.59,24.56)	-0.06(-0.08,-0.04)
33							
34	<b>Switzerland</b>	11,555.97 (9,148.20, 14,786.92)	82.29(65.41,104.61)	0.2(0.15,0.25)	2,805.85(1,742.98,4,110.29)	18.68(11.41,27.31)	0.2(0.15,0.25)
35	<b>Syrian Arab Republic</b>	12,439.69 (9,830.39, 15,831.77)	94.14(74.96,119.20)	0.17(0.14,0.19)	2,002.73(1,243.09,2,926.46)	15.25(9.73,22.30)	0.17(0.14,0.19)
36	<b>Taiwan (Province of China)</b>	65,549.54 (53,044.67, 80,475.12)	182.34(148.65,221.88)	0.61(0.45,0.78)	12,276.25(7,982.29,17,548.02)	33.40(21.66,47.51)	0.61(0.45,0.78)
37	<b>Tajikistan</b>	4,796.94 (3,724.06, 5,986.17)	75.39(60.00,93.63)	0.28(0.25,0.3)	741.70(449.74,1,111.28)	12.13(7.61,17.76)	0.28(0.25,0.3)
38	<b>Thailand</b>	130,593.26 (103,553.92, 165,513.69)	131.71(105.00,165.93)	0.52(0.48,0.56)	22,286.84(13,559.58,32,818.66)	22.14(13.75,32.17)	0.52(0.48,0.56)
39	<b>Timor-Leste</b>	1,023.00 (816.05, 1,281.16)	115.67(92.97,144.53)	0.21(0.19,0.22)	159.66(98.70,235.39)	18.46(11.43,27.24)	0.21(0.19,0.22)
40	<b>Togo</b>	3,821.83 (2,977.78, 4,794.16)	82.96(66.15,103.94)	0.05(0.02,0.08)	585.60(364.70,855.42)	13.27(8.22,19.51)	0.05(0.02,0.08)
41	<b>Tokelau</b>	2.05 (1.63, 2.57)	154.87(123.33,192.11)	0.65(0.6,0.71)	0.34(0.21,0.49)	25.81(16.02,37.11)	0.65(0.6,0.71)
42	<b>Tonga</b>	122.56 (97.74, 153.69)	148.93(119.21,187.08)	0.31(0.3,0.33)	20.35(12.89,29.40)	24.94(15.70,36.14)	0.31(0.3,0.33)
43	<b>Trinidad and Tobago</b>	882.01 (698.77, 1,121.21)	50.13(39.86,62.51)	0.58(0.56,0.6)	144.40(91.14,210.81)	8.12(5.14,11.91)	0.58(0.56,0.6)
44	<b>Tunisia</b>	11,997.48 (9,508.16, 15,219.16)	92.21(73.40,116.64)	0.25(0.24,0.26)	1,935.65(1,196.43,2,794.57)	14.90(9.22,21.47)	0.25(0.24,0.26)
45	<b>Turkey</b>	88,711.14 (70,736.58, 111,000.20)	96.65(77.21,121.74)	0.28(0.25,0.31)	14,525.30(9,000.42,21,307.55)	15.89(9.91,23.32)	0.28(0.25,0.31)
46	<b>Turkmenistan</b>	3,609.65 (2,843.41, 4,556.80)	81.75(65.17,103.56)	0.45(0.44,0.47)	580.70(356.79,843.53)	13.41(8.25,19.29)	0.45(0.44,0.47)
47	<b>Tuvalu</b>	15.76 (12.44, 19.88)	147.55(117.37,184.44)	0.63(0.61,0.65)	2.57(1.59,3.77)	24.36(15.17,35.69)	0.63(0.61,0.65)
48							
49							
50							
51							
52							
53							
54							
55							
56							
57							
58							
59							
60							

<b>Uganda</b>	15,496.21 (12,265.03, 19,528.98)	87.45(69.81,111.21)	0.05(0.02,0.07)	2,331.50(1,441.27,3,453.37)	13.91(8.81,20.47)	0.05(0.02,0.07)
<b>Ukraine</b>	55,804.78 (44,189.23, 71,836.26)	81.31(64.64,103.12)	0.27(0.26,0.29)	8,852.46(5,623.68,13,168.91)	12.65(8.11,18.63)	0.27(0.26,0.29)
<b>United Arab Emirates</b>	11,589.89 (8,465.92, 15,033.28)	125.67(100.74,157.93)	0.57(0.54,0.6)	1,788.10(1,077.26,2,711.98)	20.54(12.91,29.95)	0.57(0.54,0.6)
<b>United Kingdom</b>	95,850.45 (75,967.45, 121,310.02)	93.54(74.67,117.71)	0.33(0.3,0.35)	21,760.10(13,781.13,31,731.68)	19.96(12.69,28.69)	0.33(0.3,0.35)
<b>United Republic of Tanzania</b>	27,957.12 (22,276.85, 34,680.82)	95.37(76.64,119.49)	0.27(0.25,0.29)	4,329.46(2,708.85,6,339.51)	15.42(9.57,22.75)	0.27(0.25,0.29)
<b>United States of America</b>	1,005,047.26 (829,731.62, 1,217,008.01)	216.90(181.49,259.94)	1.64(1.47,1.82)	258,422.82(171,072.39,356,152.60)	53.00(34.95,73.61)	1.64(1.47,1.82)
<b>United States Virgin Islands</b>	79.86 (63.26, 100.72)	52.37(41.91,64.29)	0.49(0.47,0.51)	13.49(8.43,19.86)	8.64(5.54,12.52)	0.49(0.47,0.51)
<b>Uruguay</b>	6,063.09 (4,854.59, 7,695.46)	133.11(106.00,168.60)	0.52(0.48,0.56)	1,361.09(853.70,1,964.41)	28.45(17.94,40.95)	0.52(0.48,0.56)
<b>Uzbekistan</b>	20,782.52 (16,072.93, 26,090.70)	79.95(63.43,99.41)	0.46(0.45,0.48)	3,272.10(1,992.79,4,887.46)	13.01(8.15,19.28)	0.46(0.45,0.48)
<b>Vanuatu</b>	283.09 (223.46, 353.04)	143.69(114.04,181.06)	0.19(0.18,0.2)	44.94(27.72,64.97)	23.55(14.67,34.30)	0.19(0.18,0.2)
<b>Venezuela (Bolivarian Republic of)</b>	10,300.01 (8,072.54, 12,920.82)	34.36(27.02,42.95)	0.61(0.6,0.62)	1,700.23(1,041.06,2,526.16)	5.63(3.49,8.33)	0.61(0.6,0.62)
<b>Viet Nam</b>	114,697.33 (90,595.28, 143,962.21)	111.07(89.07,138.89)	0.41(0.38,0.45)	18,428.47(11,463.52,27,232.07)	17.99(11.41,26.37)	0.41(0.38,0.45)
<b>Yemen</b>	14,099.09 (11,239.15, 17,368.24)	84.10(67.44,104.79)	0.38(0.36,0.39)	2,132.57(1,349.30,3,134.05)	13.32(8.45,19.54)	0.38(0.36,0.39)
<b>Zambia</b>	8,122.99 (6,367.63, 10,135.20)	94.48(75.35,120.18)	0.1(0.08,0.13)	1,221.11(759.82,1,763.45)	15.08(9.32,21.94)	0.1(0.08,0.13)
<b>Zimbabwe</b>	7,892.75 (6,210.87, 9,940.01)	93.53(74.21,119.05)	-0.07(-0.08,-0.05)	1,194.79(740.42,1,739.86)	14.84(9.17,21.52)	-0.07(-0.08,-0.05)



**Table S13.** The DALYs for MSK disorders attributable to risk factors in 2019.

	<b>DALYs of Occupational risks (95% UI)</b>	<b>DALYs of Tobacco (95% UI)</b>	<b>DALYs of High body-mass index (95% UI)</b>	<b>DALYs of Kidney dysfunction (95% UI)</b>
<b>Global</b>	15310680.99(10544903.69,20762409.4)	10287075.87(6603890.24,14386083.09)	7436785.81(3831189.19,12530764.96)	228946.9(144055.89,330401.73)
<b>Social-demographic index</b>				
<b>Low</b>	1935648.78(1326794.63,2609918.97)	421543.44(272814.66,591118.34)	292295.21(133409.49,522772.85)	6119.33(3744.78,8851.64)
<b>Low middle</b>	3322629.08(2290810.76,4512149.02)	1159495.02(764942.62,1619097.24)	843708.77(408155.18,1458827.52)	20972.78(12953.69,30415.87)
<b>Middle</b>	4847107.72(3332091.19,6611435.02)	2552014.31(1656065.25,3563398.64)	2064137.33(1020937.06,3509893.06)	54941.63(33728.47,79820.6)
<b>Middle high</b>	2741227.96(1884140.71,3762571.13)	2880297.64(1876206.2,4032690.73)	1938321.03(988810.36,3265539.16)	47782.41(29353.36,69665.25)
<b>High</b>	2455415.31(1711157.27,3302786.13)	3267842.29(2081316.82,4609683.07)	2293902.01(1225532.47,3757193.49)	99042.07(63638.4,142656.12)
<b>Region</b>				
<b>Andean Latin America</b>	119029.19(82276.13,160877.3)	25839.38(16329.74,36204.79)	68342.23(34886.21,115819.06)	769.19(470.69,1129.84)
<b>Australasia</b>	60569.94(42064,82911.6)	73022.85(46507.42,104069.02)	72193.26(39344.79,115963.02)	3884.22(2400.52,5677.95)
<b>Caribbean</b>	67865.89(46545.19,91852.61)	49823.15(32216.27,69705.04)	53887(28094.67,91279.44)	634.52(395.9,919.57)
<b>Central Asia</b>	229611.63(156144.06,313517.53)	112965.32(72393.58,157777.11)	92318.07(49950.75,150958.86)	1240.56(768.01,1863.88)
<b>Central Europe</b>	345570.13(238429.44,468487.79)	473730.6(305463.29,661481.99)	263655.1(144824.84,423021.85)	3148.87(1919.53,4699.29)
<b>Central Latin America</b>	406882.71(276975.26,550524.74)	172984.38(110536.06,244000.79)	285803.29(143771.38,485597.97)	2754.8(1712.06,4019.3)
<b>Central Sub-Saharan Africa</b>	214124.3(146857.33,292780.3)	39698.73(25582.62,55992.35)	32207.37(14508.04,57629.13)	511.97(312.2,767.35)
<b>East Asia</b>	2982109.43(2072480.89,4116993.45)	1923895.36(1244101.62,2721682.78)	1175080.54(448280.72,2345720.76)	49548.94(29983.01,72694.82)
<b>Eastern Europe</b>	447090.56(308973.38,612826.58)	651140.03(420737.64,903051.5)	460593.72(256796.63,741589.22)	6302.79(3875.07,9213.93)
<b>Eastern Sub-Saharan Africa</b>	797141.7(546035.8,1080567.64)	137526.14(88262.69,194180.9)	109924.86(52562.69,192458.12)	1673.39(1014.33,2429.56)
<b>High-income Asia Pacific</b>	503765(346852.31,689560.55)	538736.84(343920.15,767401.73)	218485.94(74550.17,442614.17)	18242.57(10979.98,26984.12)
<b>High-income North America</b>	980618.35(688309.05,1304797.1)	1347845.42(843483.22,1913734.36)	1171821.99(659949.95,1835736.82)	54408.28(35679.33,77263.61)
<b>North Africa and Middle East</b>	1032454.14(701029.19,1416687.5)	782108.36(486728.19,1113296.16)	722831.98(398626.63,1158672.6)	14550.47(8890.99,21348.94)
<b>Oceania</b>	24473.99(16380.27,33575.08)	16038.69(10354.5,22518.52)	8251.36(3889.51,14424.73)	153.65(92.65,226.93)
<b>South Asia</b>	2551687.63(1758077.99,3482034.26)	876449.57(569546.43,1226050.58)	708274.82(336201.02,1253317.63)	19381.19(11963.02,28332.67)
<b>Southeast Asia</b>	2040119.24(1386839.92,2769282.5)	900814.68(601169.21,1253497.23)	448508.7(222819.25,764495.24)	15447.84(9495.68,22564.23)
<b>Southern Latin America</b>	111210.07(75214.97,151588.3)	137841.36(88841.07,193995.23)	96872.92(48717.24,165540.62)	3720.37(2265.06,5525.63)
<b>Southern Sub-Saharan Africa</b>	95119.91(65206.4,128914.2)	58641.14(38671.88,81801.96)	72069.55(41385.44,116211.19)	1390.19(844.74,2038.18)
<b>Tropical Latin America</b>	496242.78(344078.26,691130.08)	324111.57(209018.11,459221.28)	304111.47(164769.12,501528.78)	2825.18(1759.58,4079.51)
<b>Western Europe</b>	923135.74(633503.22,1263647.29)	1517668.14(981135.87,2140872.96)	883659.55(446918.02,1488527.35)	25790.22(15696.26,38537.89)
<b>Western Sub-Saharan Africa</b>	881858.67(603811.25,1202541.85)	126194.15(79874.19,177276.47)	187892.07(95217.18,320896.14)	2567.72(1561.28,3717.91)



**Figure S1.** Age-standardized incidence (A), death (B), and DALY (C) rates (per 100,000 population) in global and five SDI quintiles from 1990 to 2019

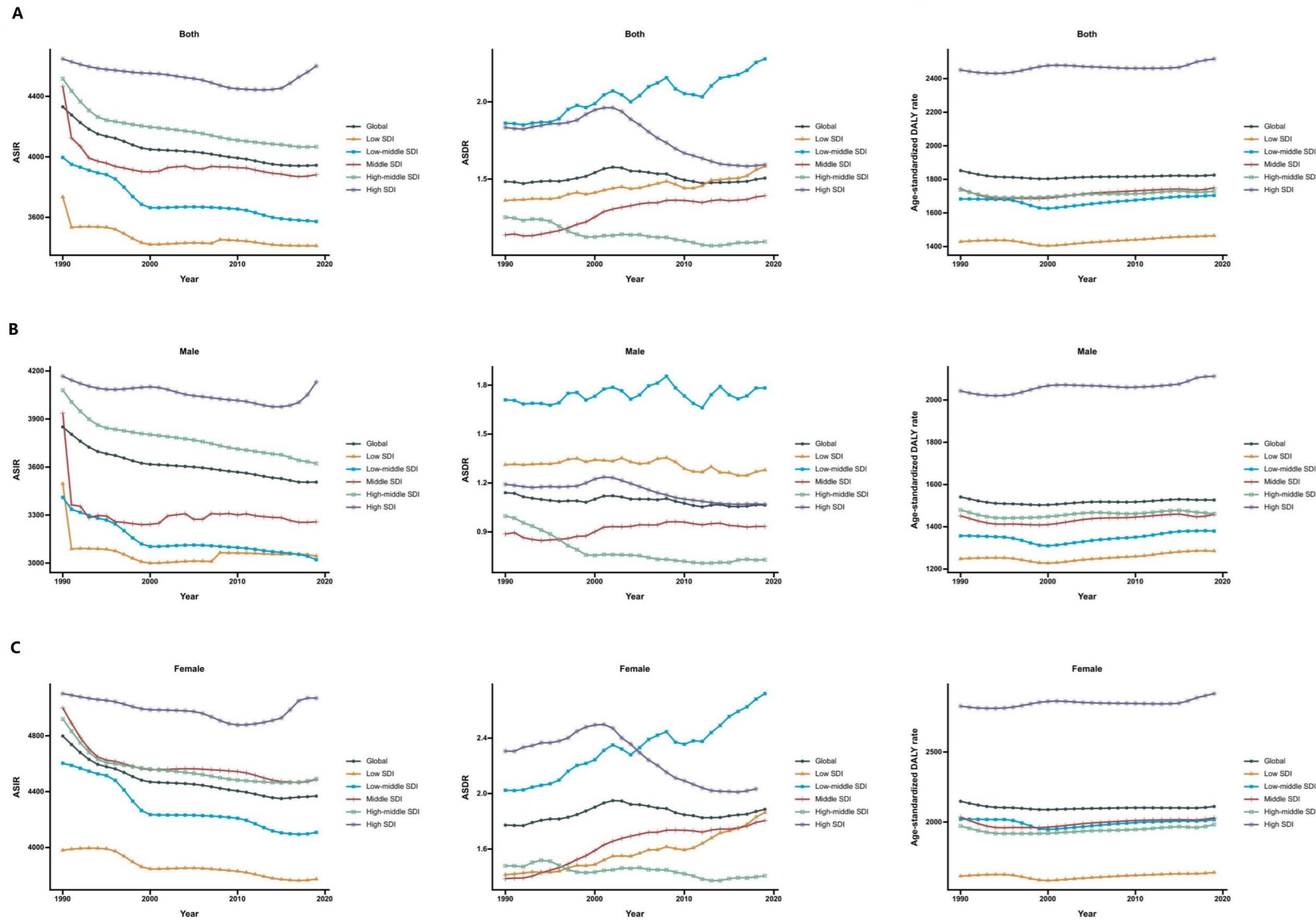
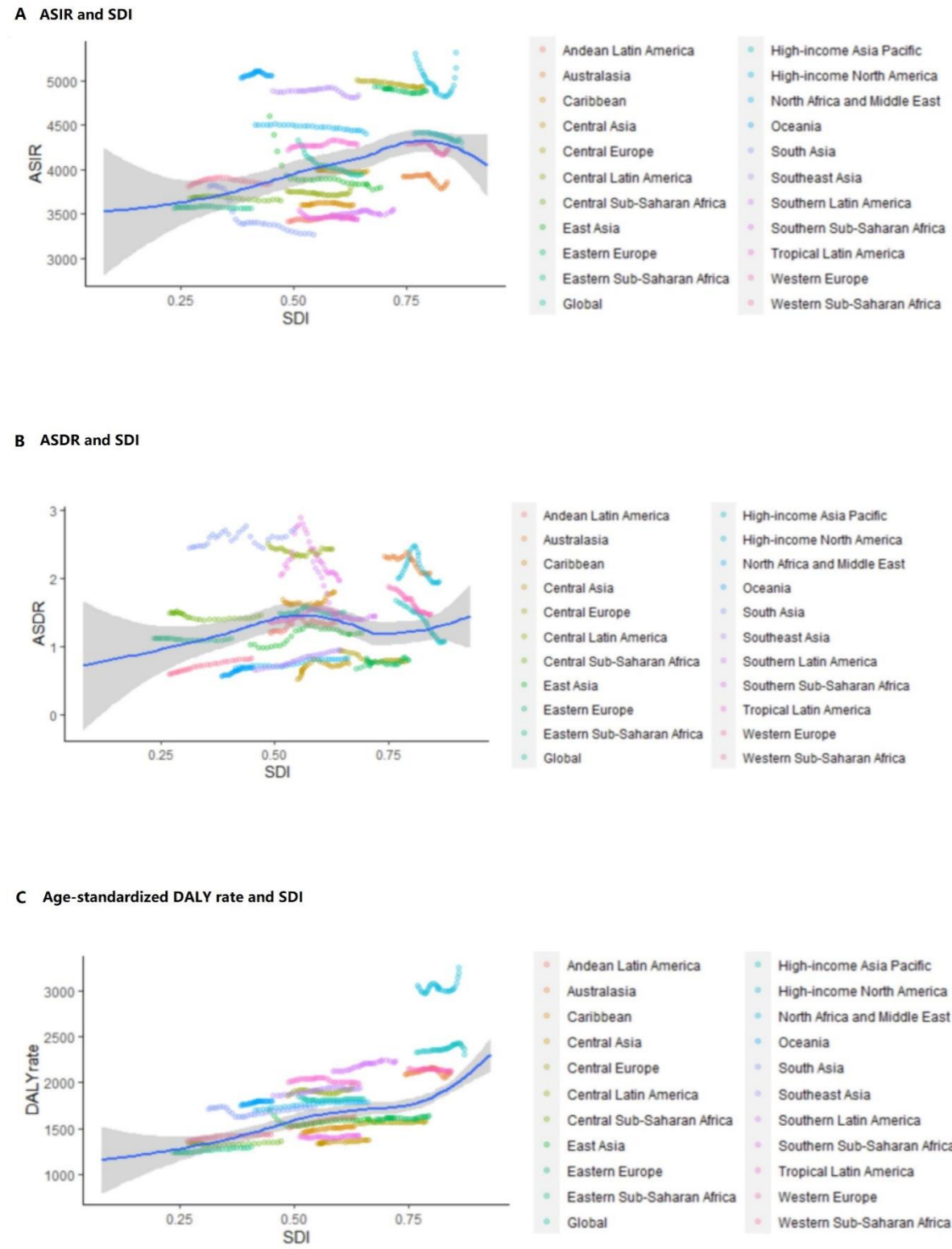
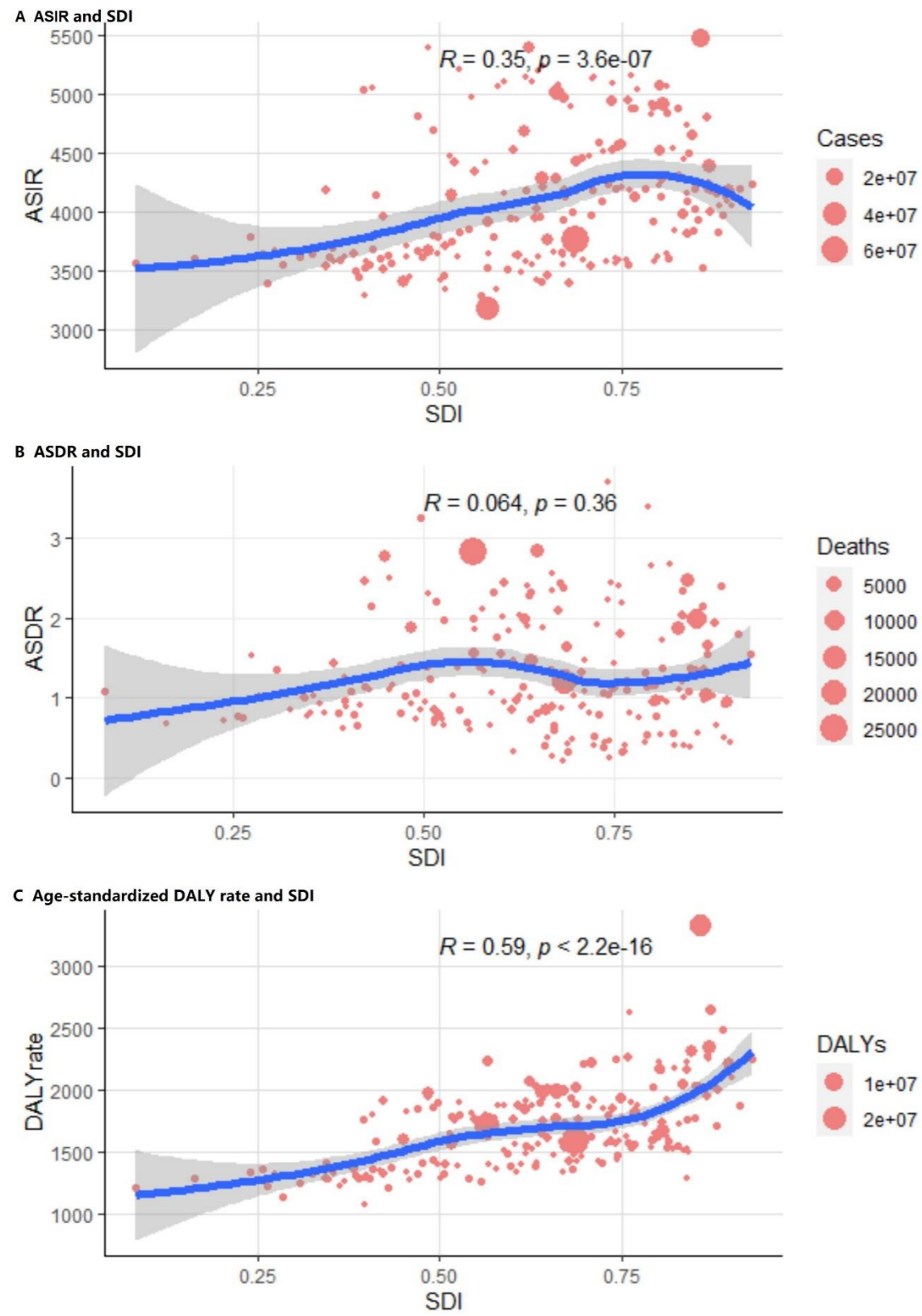


Figure S2. The correlation of ASIR (A), ASDR (B), age-standardized DALY rate (C) (per 100,000 population) with SDI value in 21 regions from 1990 to 2019



per review only

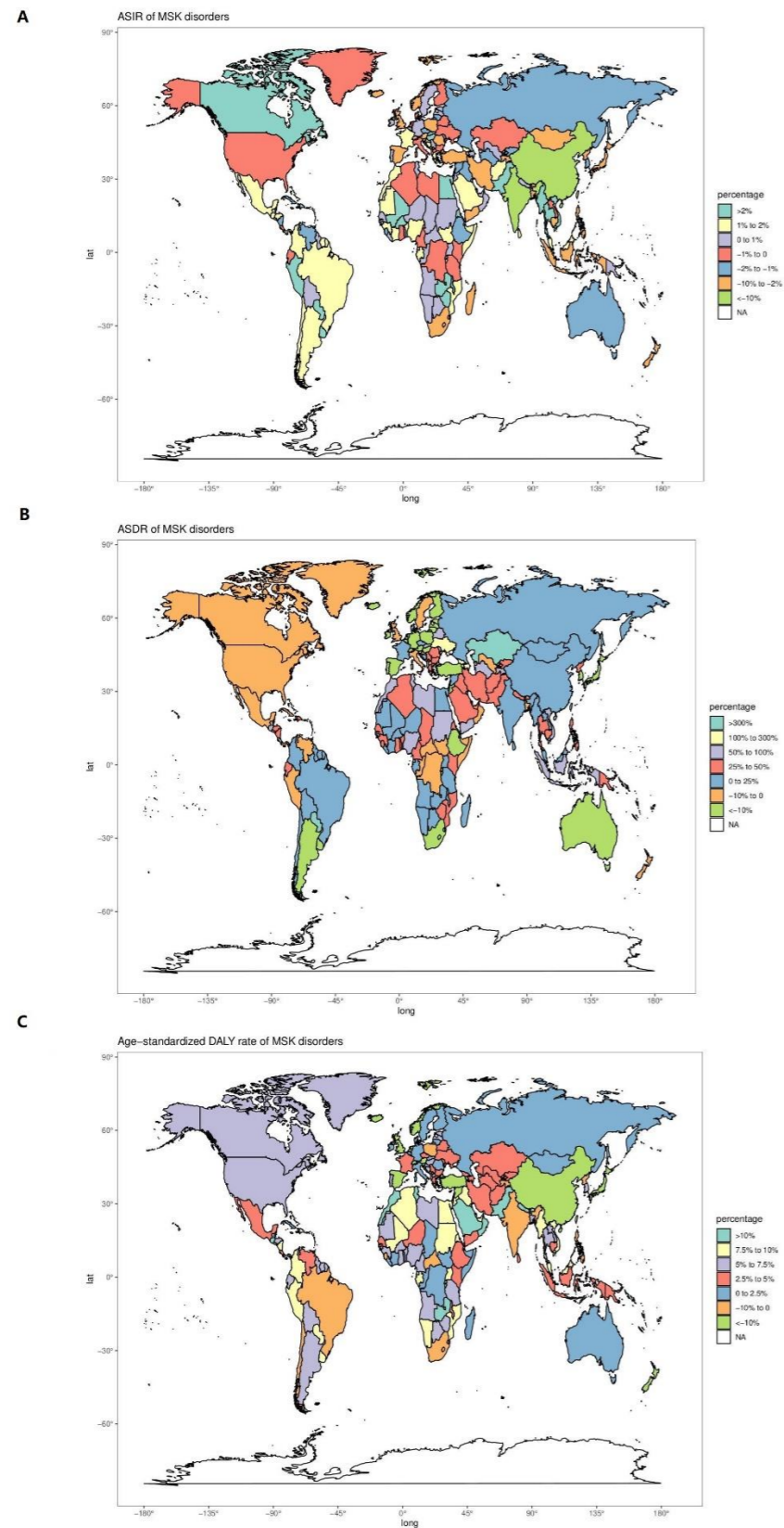
**Figure S3.** The correlation of ASIR (A), ASDR (B), age-standardized DALY rate (C) (per 100,000 population) with SDI value in 204 countries in 2019. The size of circle indicates the number of cases and one circle represents a specific country.



Peer review only



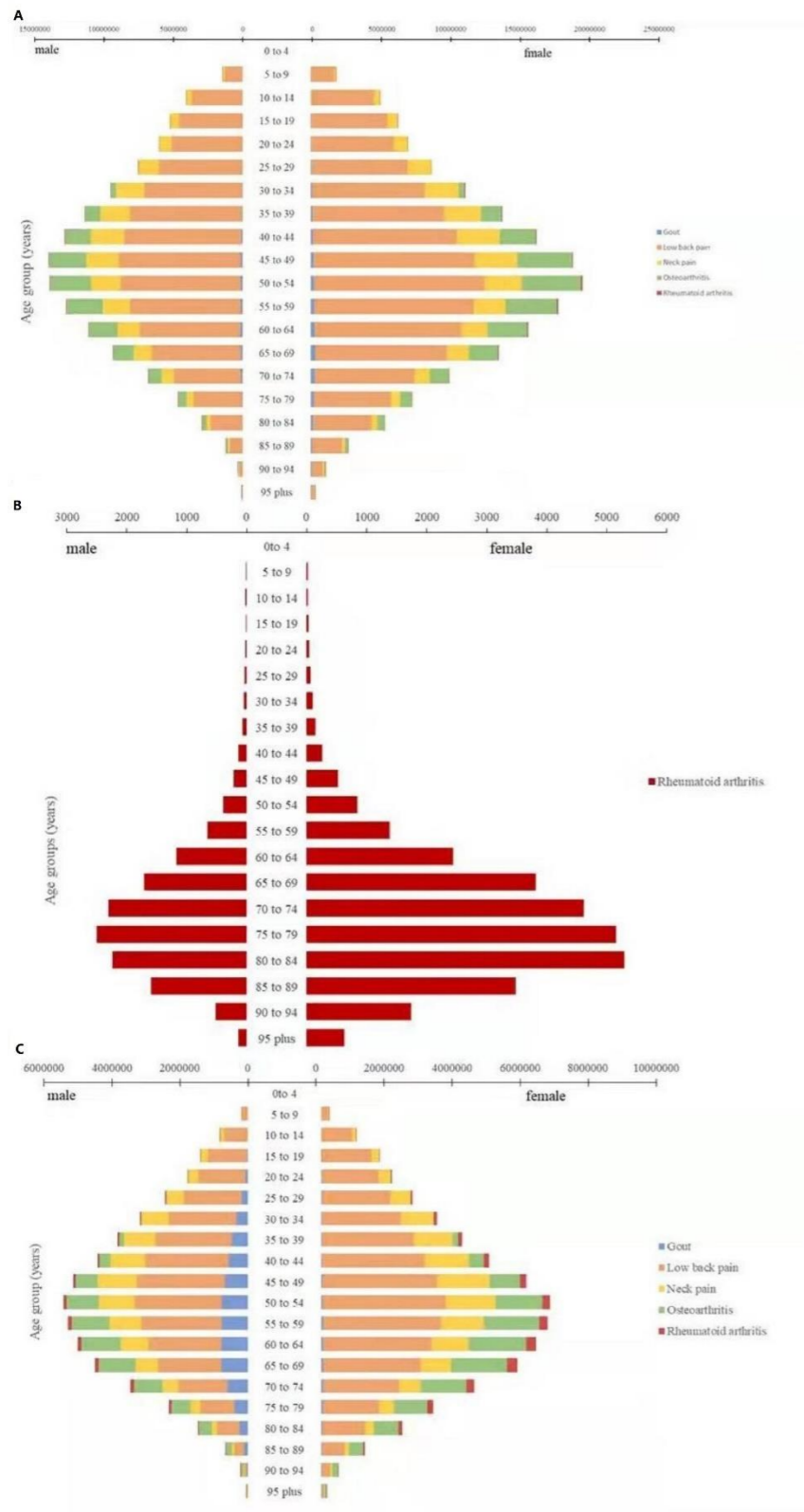
**Figure S4.** The percentage change in age-standardized rates for MSK disorders of Worldwide between 1990 and 2019



Peer review only

Age-standardized incidence rate (ASIR) (A), age-standardized death rate (ASDR) (B), and age-standardized DALY rate (AS DALY) (C)

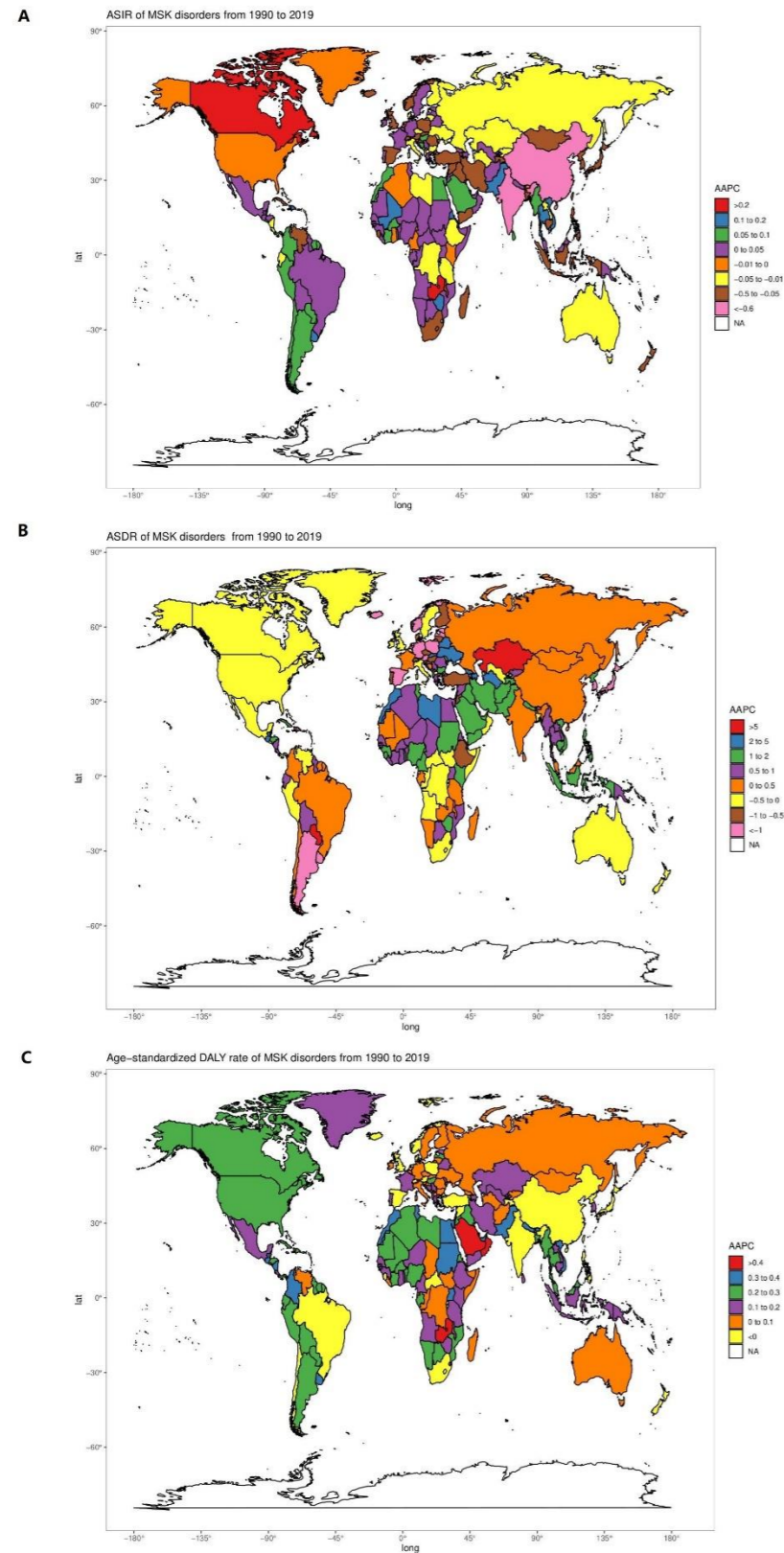
**Figure S5.** The number of incident cases (A), deaths (B), DALYs (C) of five common conditions by gender and age groups in 2019



For peer review only

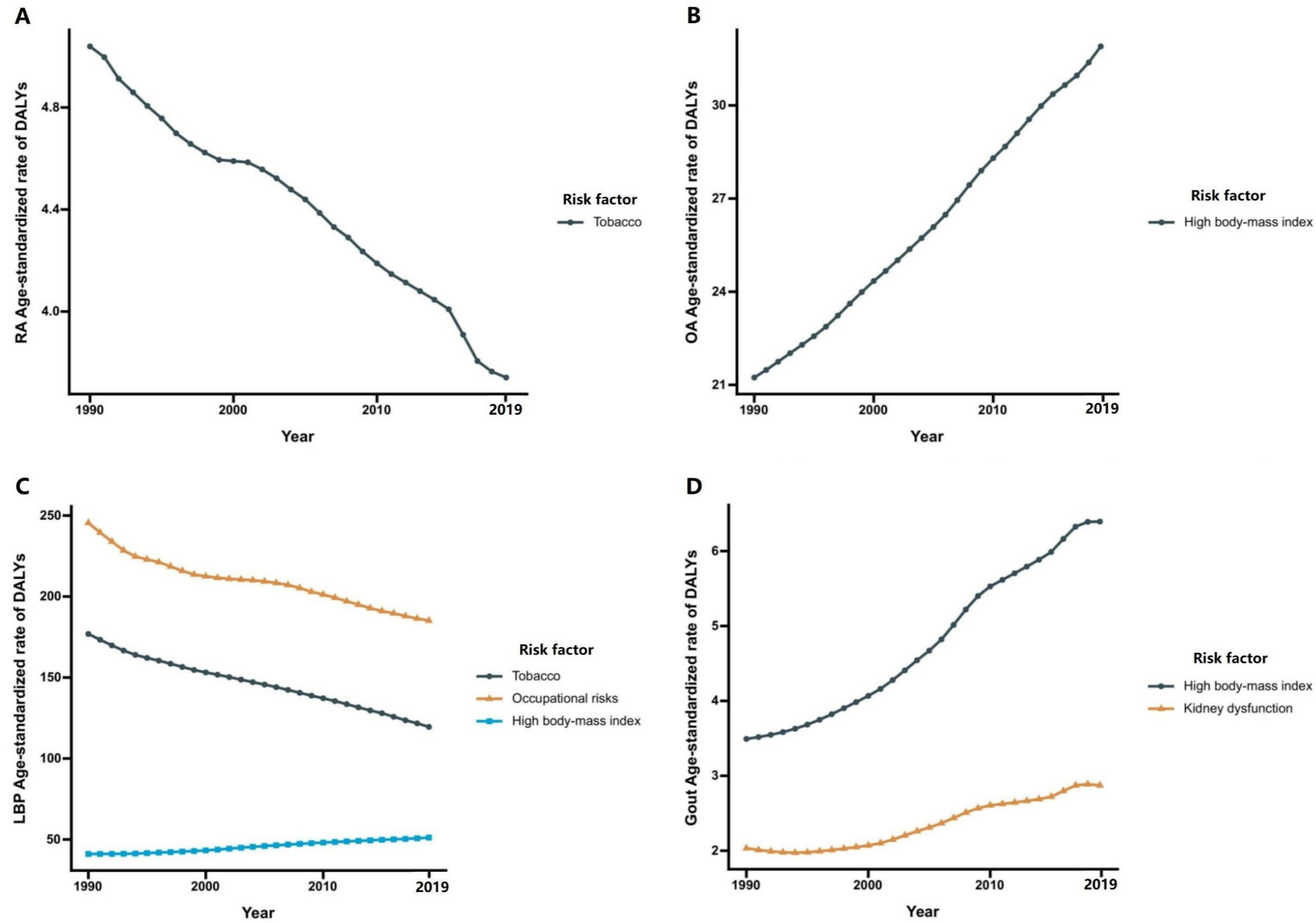


Figure S6. The AAPC of age-standardized rates for MSK disorders of Worldwide from 1990 to 2019



Age-standardized incidence rate (ASIR) (A), age-standardized death rate (ASDR) (B), and age-standardized DALY rate (AS DALY) (C)

**Figure S7.** The age-standardized DALY rate (per 100,000 population) for RA (A), OA (B), LBP (C) and gout (D) attributable to risk factors from 1990 to 2019



1  
2  
3  
4  
5  
6  
7  
8  
9  
10  
11  
12  
13  
14  
15  
16  
17  
18  
19  
20  
21  
22  
23  
24  
25  
26  
27  
28  
29  
30  
31  
32  
33  
34  
35  
36  
37  
38  
39  
40  
41  
42  
43  
44  
45  
46  
47  
48  
49  
50  
51  
52  
53  
54  
55  
56  
57  
58  
59  
60STROBE Statement—Checklist of items that should be included in reports of *cross-sectional studies*

	Item No	Recommendation	Reported on page#
<b>Title and abstract</b>	1	(a) Indicate the study's design with a commonly used term in the title or the abstract	1
		(b) Provide in the abstract an informative and balanced summary of what was done and what was found	2
<b>Introduction</b>			
Background/rationale	2	Explain the scientific background and rationale for the investigation being reported	5
Objectives	3	State specific objectives, including any prespecified hypotheses	6
<b>Methods</b>			
Study design	4	Present key elements of study design early in the paper	2
Setting	5	Describe the setting, locations, and relevant dates, including periods of recruitment, exposure, follow-up, and data collection	2
Participants	6	(a) Give the eligibility criteria, and the sources and methods of selection of participants	7
Variables	7	Clearly define all outcomes, exposures, predictors, potential confounders, and effect modifiers. Give diagnostic criteria, if applicable	7
Data sources/ measurement	8*	For each variable of interest, give sources of data and details of methods of assessment (measurement). Describe comparability of assessment methods if there is more than one group	7
Bias	9	Describe any efforts to address potential sources of bias	7
Study size	10	Explain how the study size was arrived at	7
Quantitative variables	11	Explain how quantitative variables were handled in the analyses. If applicable, describe which groupings were chosen and why	8
Statistical methods	12	(a) Describe all statistical methods, including those used to control for confounding	8
		(b) Describe any methods used to examine subgroups and interactions	-
		(c) Explain how missing data were addressed	-
		(d) If applicable, describe analytical methods taking account of sampling strategy	-
		(e) Describe any sensitivity analyses	-
<b>Results</b>			
Participants	13*	(a) Report numbers of individuals at each stage of study—eg numbers potentially eligible, examined for eligibility, confirmed eligible, included in the study, completing follow-up, and analysed	7
		(b) Give reasons for non-participation at each stage	-
		(c) Consider use of a flow diagram	-
Descriptive data	14*	(a) Give characteristics of study participants (eg demographic, clinical, social) and information on exposures and potential confounders	9
		(b) Indicate number of participants with missing data for each variable of interest	-
Outcome data	15*	Report numbers of outcome events or summary measures	9
Main results	16	(a) Give unadjusted estimates and, if applicable, confounder-adjusted	9

		estimates and their precision (eg, 95% confidence interval). Make clear which confounders were adjusted for and why they were included	
		(b) Report category boundaries when continuous variables were categorized	-
		(c) If relevant, consider translating estimates of relative risk into absolute risk for a meaningful time period	-
Other analyses	17	Report other analyses done—eg analyses of subgroups and interactions, and sensitivity analyses	14
<b>Discussion</b>			
Key results	18	Summarise key results with reference to study objectives	16
Limitations	19	Discuss limitations of the study, taking into account sources of potential bias or imprecision. Discuss both direction and magnitude of any potential bias	21
Interpretation	20	Give a cautious overall interpretation of results considering objectives, limitations, multiplicity of analyses, results from similar studies, and other relevant evidence	21
Generalisability	21	Discuss the generalisability (external validity) of the study results	16
<b>Other information</b>			
Funding	22	Give the source of funding and the role of the funders for the present study and, if applicable, for the original study on which the present article is based	22

\*Give information separately for exposed and unexposed groups.

**Note:** An Explanation and Elaboration article discusses each checklist item and gives methodological background and published examples of transparent reporting. The STROBE checklist is best used in conjunction with this article (freely available on the Web sites of PLoS Medicine at <http://www.plosmedicine.org/>, Annals of Internal Medicine at <http://www.annals.org/>, and Epidemiology at <http://www.epidem.com/>). Information on the STROBE Initiative is available at [www.strobe-statement.org](http://www.strobe-statement.org).