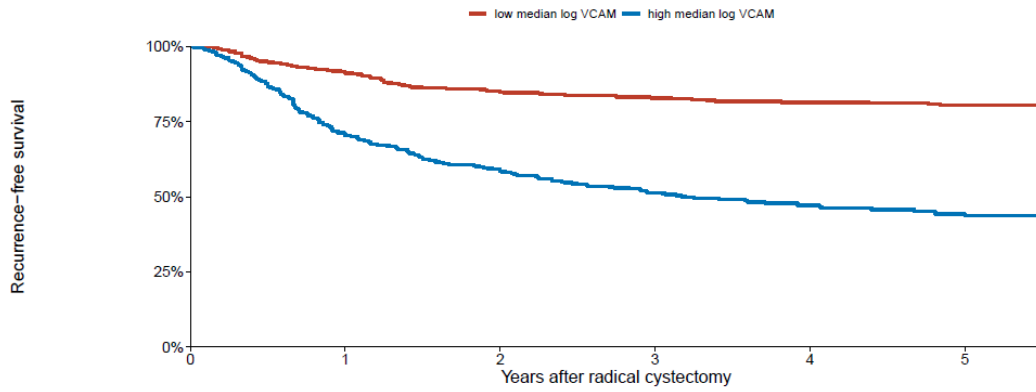


Supplementary Figure 1

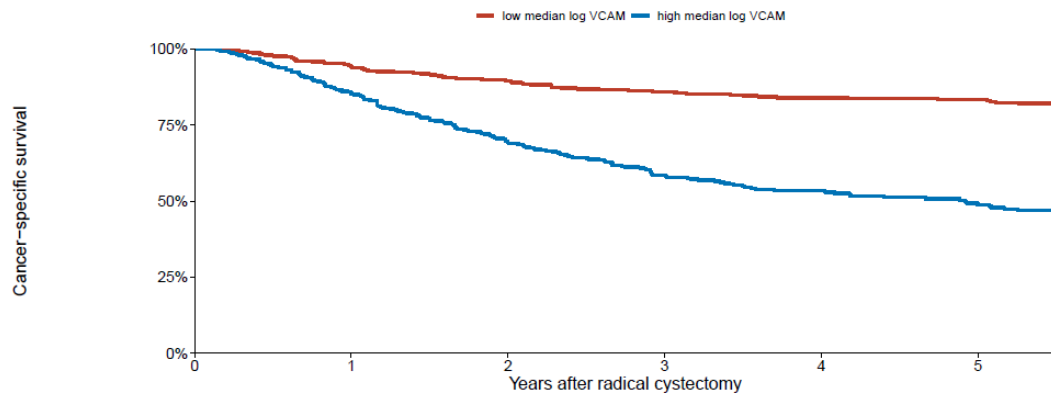
Kaplan Meier estimates of oncological outcomes stratified by VCAM-1 in 1036 patients with urothelial carcinoma of the bladder (UCB) treated with radical cystectomy (RC)

(A) Recurrence-free survival



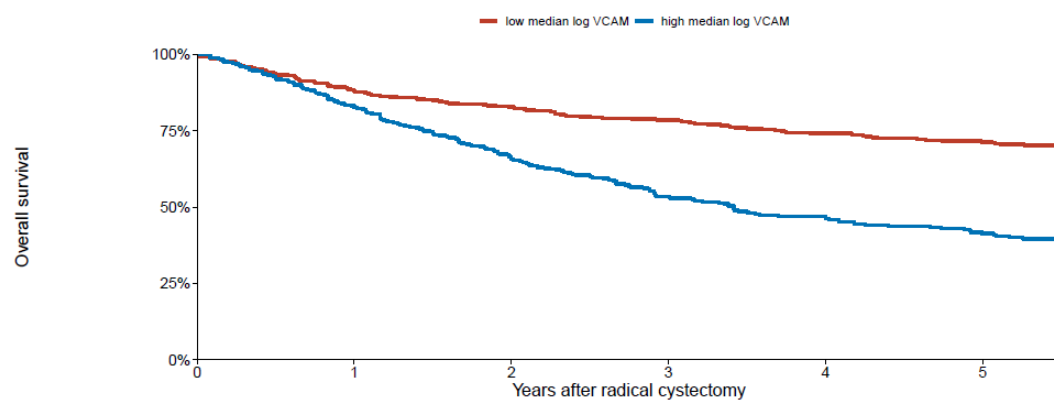
Number at risk		0	1	2	3	4	5
low median log VCAM	518	401	319	294	266	244	
high median log VCAM	518	324	236	164	114	84	
Cumulative number of events		0	1	2	3	4	5
low median log VCAM	0	42	68	75	80	83	
high median log VCAM	0	144	194	220	232	239	
Cumulative number of censoring		0	1	2	3	4	5
low median log VCAM	0	79	133	149	174	192	
high median log VCAM	0	57	93	135	177	197	

(B) Cancer-specific survival



Number at risk		0	1	2	3	4	5
low median log VCAM	518	413	341	307	276	254	
high median log VCAM	518	392	282	193	135	101	
Cumulative number of events		0	1	2	3	4	5
low median log VCAM	0	27	46	59	66	68	
high median log VCAM	0	71	139	178	193	203	
Cumulative number of censoring		0	1	2	3	4	5
low median log VCAM	4	83	132	152	178	197	
high median log VCAM	2	63	103	148	195	215	

(C) Overall survival



Number at risk

	0	1	2	3	4	5
low median log VCAM	518	413	341	307	276	254
high median log VCAM	518	392	282	193	135	101

Cumulative number of events

	0	1	2	3	4	5
low median log VCAM	3	59	82	99	116	126
high median log VCAM	0	86	160	208	231	244

Cumulative number of censoring

	0	1	2	3	4	5
low median log VCAM	1	51	96	112	128	139
high median log VCAM	2	48	82	118	157	174