Table S3. Negative-staining EM analysis of representative CoVIC antibodies.

Community	CoVIC NO.	Antibody format used for NS-EM	EMD Access NO.	EM-map Side view	EM-map Top view	Typical populations (EM 2D classes)	
RBD-1	Soluble human ACE2		EMD-24293	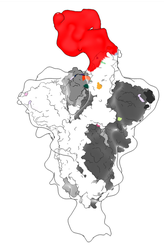	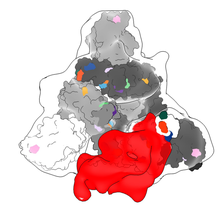	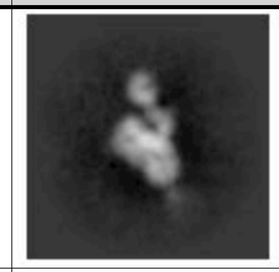	
	CoVIC-186	IgG	EMD-24336	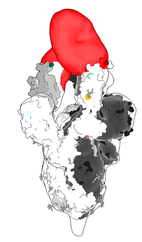	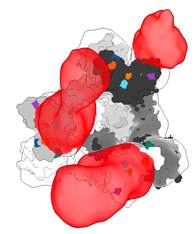	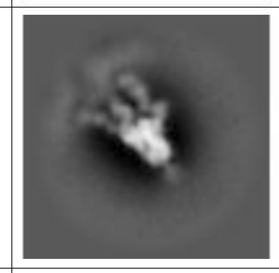	
	CoVIC-259	IgG	EMD-24335		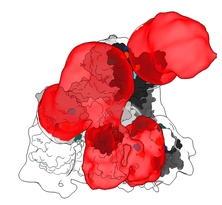	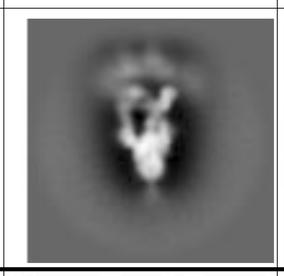	
RBD-2a	CoVIC-249	IgG	EMD-24338	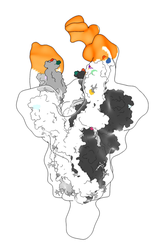	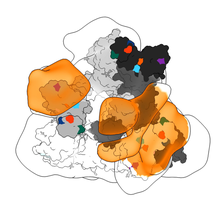	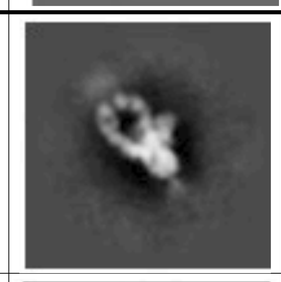	
	CoVIC-252	IgG	EMD-24339		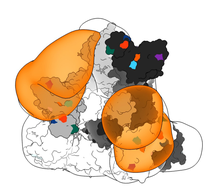	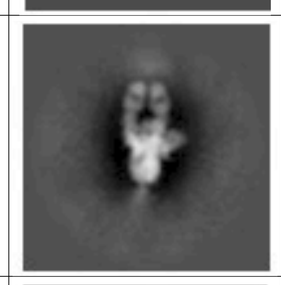	
	CoVIC-049	IgG	EMD-24340		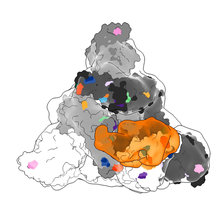	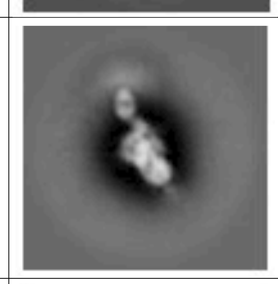	
	CoVIC-073	scFv	EMD-24341				
RBD-2b.1	CoVIC-043	IgG	EMD-24342		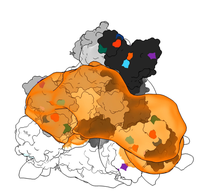	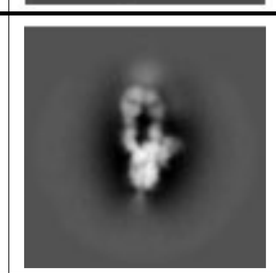	
	CoVIC-010	IgG	EMD-24343		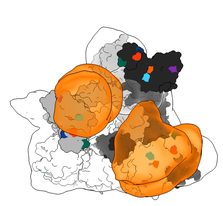	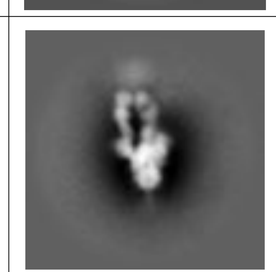	
	CoVIC-90	IgG	EMD-24357	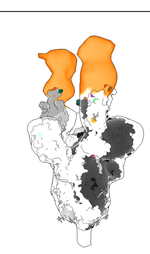	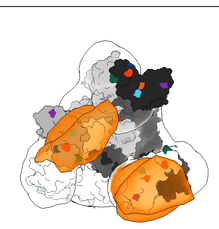		

Community	CoVIC NO.	Antibody format used for NS-EM	EMD Access NO.	EM-map Side view	EM-map Top view	Typical populations (EM 2D classes)	
RBD-2b.2	CoVIC-140	IgG	EMD-24383	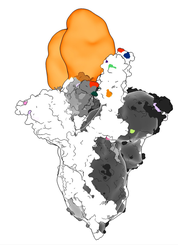	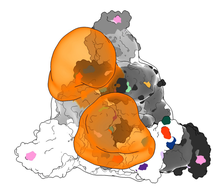		
	CoVIC-148	IgG	EMD-24344	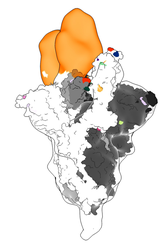	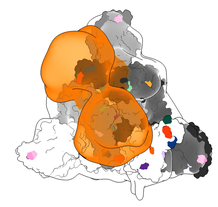	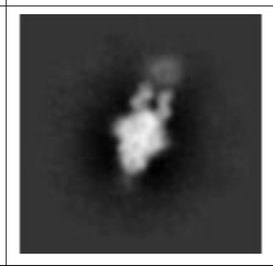	
RBD-2b.3	CoVIC-002	Fab	EMD-24345	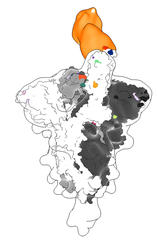	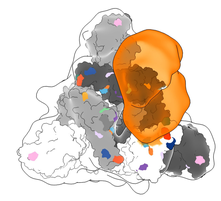	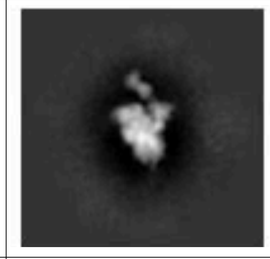	
	CoVIC-147	IgG	EMD-24358		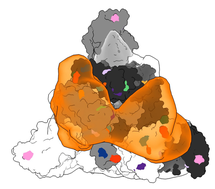	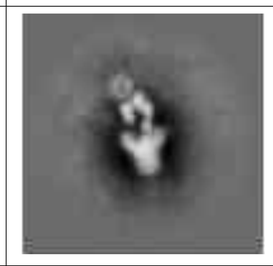	
RBD-3	CoVIC-074	IgG	EMD-24361	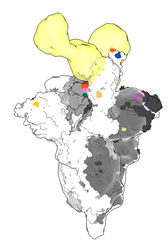		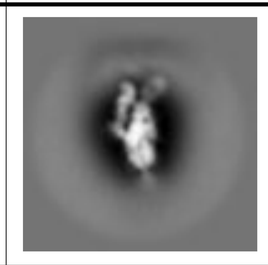	
	CoVIC-080	IgG	EMD-24346	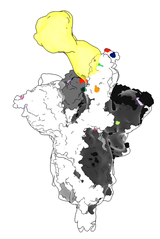	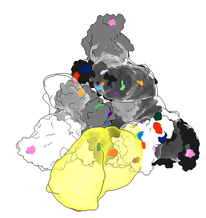	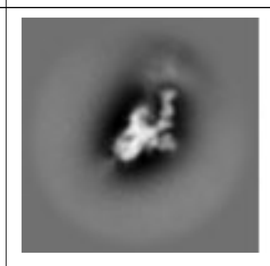	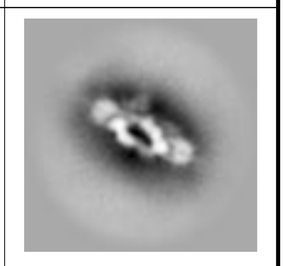
	CoVIC-081	Fab	EMD-24348	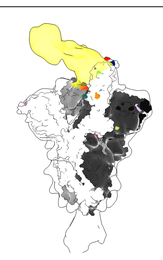	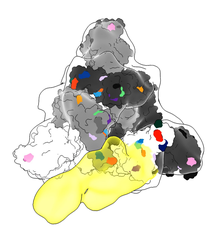	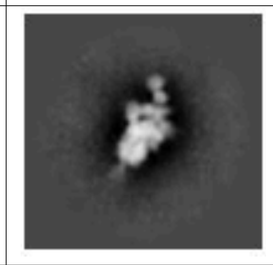	
RBD-4a	CoVIC-094	VHH-Fc	EMD-24350	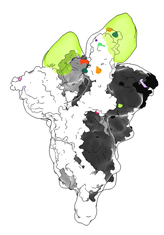	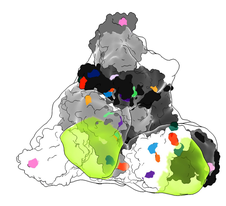	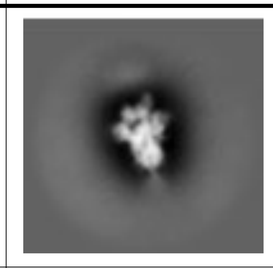	
	CoVIC-031	IgG	N/A	N/A	N/A	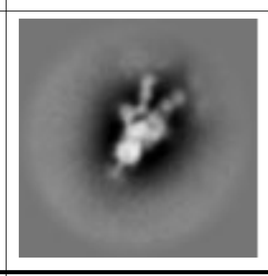	
RBD-4b	CoVIC-091	IgG	EMD-24349	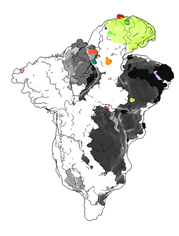		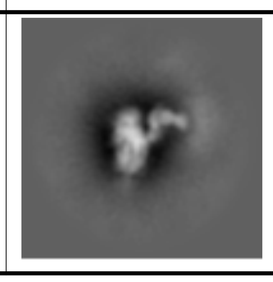	

Community	CoVIC NO.	Antibody format used for NS-EM	EMD Access NO.	EM-map Side view	EM-map Top view	Typical populations (EM 2D classes)	
RBD-5a	CoVIC-134	IgG	EMD-24384	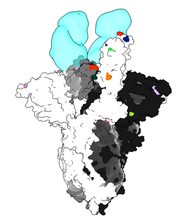	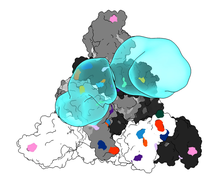	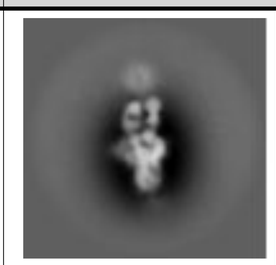	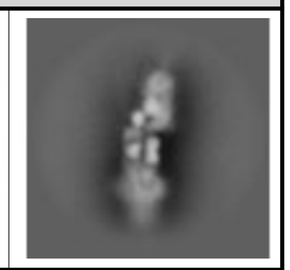
RBD-5b	CoVIC-096	IgG	EMD-24351	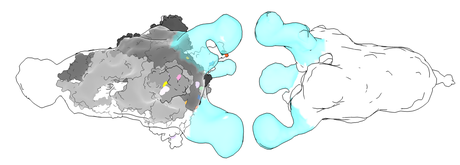			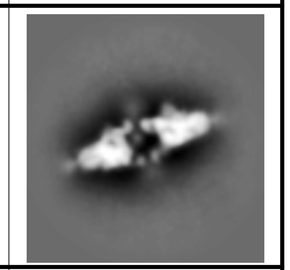
RBD-5c	CoVIC-166	IgG	N/A	N/A	N/A	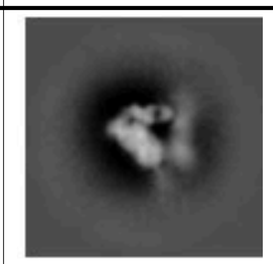	
RBD-6a	CoVIC-250	IgG	EMD-24352	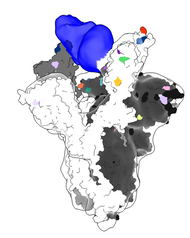	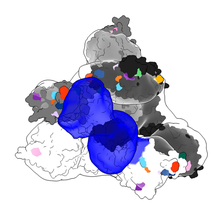	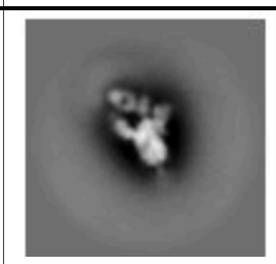	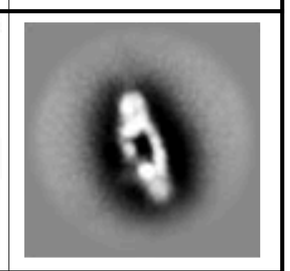
RBD-6b	CoVIC-038	IgG	EMD-24388	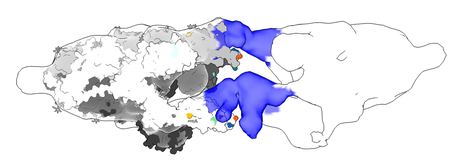			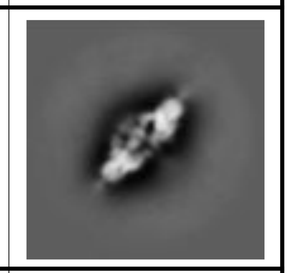
RBD-7a	CoVIC-063	VHH	EMD-24353	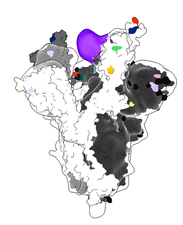		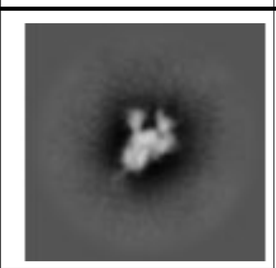	
	CoVIC-083	IgG	N/A	N/A	N/A		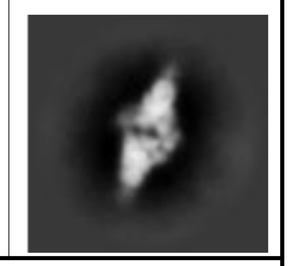
RBD-7b	CR3022	PDB: 7LOP (PMID: 34016740)					
RBD-7c	CoVIC-021	Fab	EMD-24354	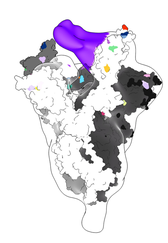		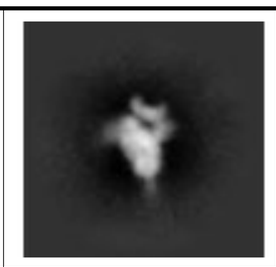	

Community	CoVIC NO.	Antibody format used for NS-EM	EMD Access NO.	EM-map Side view	EM-map Top view	Typical populations (EM 2D classes)	
NTD-1	CoVIC-246	IgG	EMD-24359	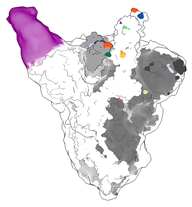	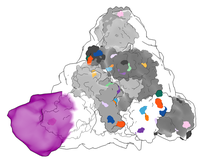		
	CoVIC-247	IgG	EMD-24355	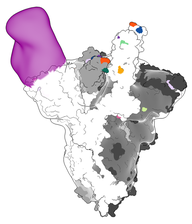	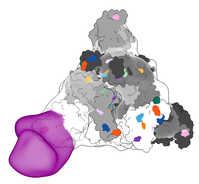	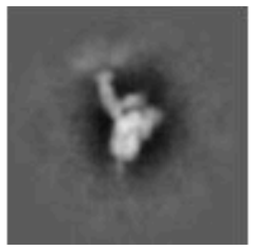	
NTD-2	CoVIC-245	IgG	EMD-24360	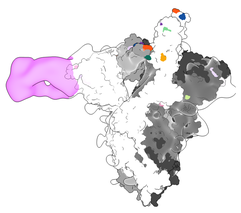	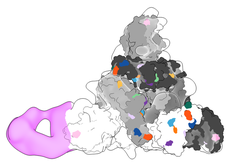	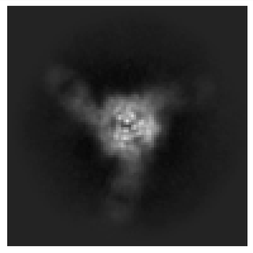	
NTD-3	CoVIC-020	Fab	EMD-24356	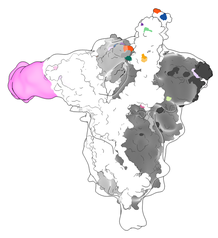		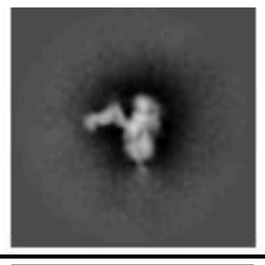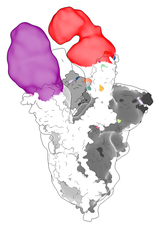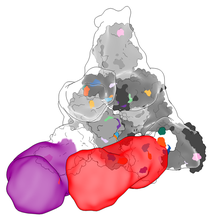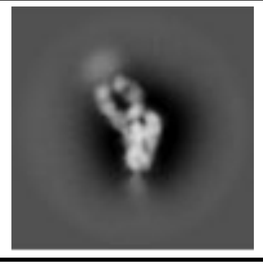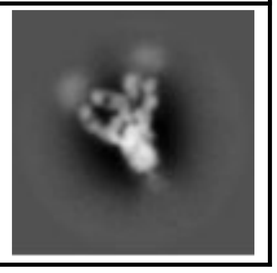	
RBD-1/NTD-1	CoVIC-199	Bi-specific IgG	EMD-24337