

# BMJ Open

BMJ Open is committed to open peer review. As part of this commitment we make the peer review history of every article we publish publicly available.

When an article is published we post the peer reviewers' comments and the authors' responses online. We also post the versions of the paper that were used during peer review. These are the versions that the peer review comments apply to.

The versions of the paper that follow are the versions that were submitted during the peer review process. They are not the versions of record or the final published versions. They should not be cited or distributed as the published version of this manuscript.

BMJ Open is an open access journal and the full, final, typeset and author-corrected version of record of the manuscript is available on our site with no access controls, subscription charges or pay-per-view fees (<http://bmjopen.bmj.com>).

If you have any questions on BMJ Open's open peer review process please email [info.bmjopen@bmj.com](mailto:info.bmjopen@bmj.com)

# BMJ Open

## A longitudinal study on the mental health status of healthcare workers in Hubei and influencing factors

Journal:	<i>BMJ Open</i>
Manuscript ID	bmjopen-2022-062664
Article Type:	Original research
Date Submitted by the Author:	16-Mar-2022
Complete List of Authors:	Zhou, Peng; Sichuan University West China Hospital Du, Na; The Fourth People's Hospital of Chengdu, Xiao, Yu; The Clinical Hospital of Chengdu Brain Science Institute, MOE Key Lab for Neuroinformation, University of Electronic Science and Technology of China, Psychosomatic Medical Center; The Fourth People's Hospital of Chengdu, Psychosomatic Medical Center Li, Yunge ; The Fourth People's Hospital of Chengdu Li, Chunya; The Fourth People's Hospital of Chengdu Geng, Ting; The Fourth People's Hospital of Chengdu
Keywords:	COVID-19, MENTAL HEALTH, OCCUPATIONAL & INDUSTRIAL MEDICINE

SCHOLARONE™  
Manuscripts



I, the Submitting Author has the right to grant and does grant on behalf of all authors of the Work (as defined in the below author licence), an exclusive licence and/or a non-exclusive licence for contributions from authors who are: i) UK Crown employees; ii) where BMJ has agreed a CC-BY licence shall apply, and/or iii) in accordance with the terms applicable for US Federal Government officers or employees acting as part of their official duties; on a worldwide, perpetual, irrevocable, royalty-free basis to BMJ Publishing Group Ltd ("BMJ") its licensees and where the relevant Journal is co-owned by BMJ to the co-owners of the Journal, to publish the Work in this journal and any other BMJ products and to exploit all rights, as set out in our [licence](#).

The Submitting Author accepts and understands that any supply made under these terms is made by BMJ to the Submitting Author unless you are acting as an employee on behalf of your employer or a postgraduate student of an affiliated institution which is paying any applicable article publishing charge ("APC") for Open Access articles. Where the Submitting Author wishes to make the Work available on an Open Access basis (and intends to pay the relevant APC), the terms of reuse of such Open Access shall be governed by a Creative Commons licence – details of these licences and which [Creative Commons](#) licence will apply to this Work are set out in our licence referred to above.

Other than as permitted in any relevant BMJ Author's Self Archiving Policies, I confirm this Work has not been accepted for publication elsewhere, is not being considered for publication elsewhere and does not duplicate material already published. I confirm all authors consent to publication of this Work and authorise the granting of this licence.

# A longitudinal study on the mental health status of healthcare workers in Hubei and influencing factors

Short title: **symptoms of healthcare workers during COVID-19**

**Peng Zhou**, Bachelor, Nurse-in-charge, West China Hospital of Sichuan University / Disaster Medical Center of Sichuan University / Stroke Center of Sichuan University, Emergency Department, Chengdu, Sichuan province ,610041, China, email:306818706@qq.com

**Na Du\***, Medical Doctor, Attending physician, The Fourth People's Hospital of Chengdu, clinical psychology Department, Chengdu, Sichuan province ,610039, China, email:13920785057@163.com

**Yu Xiao**, Medical Master, Attending physician, The Fourth People's Hospital of Chengdu, clinical psychology Department, Chengdu, Sichuan province ,610039, China, email: xiaoy3@outlook.com

**Yunge Li**, Medical Master, associated physician, The Fourth People's Hospital of Chengdu, clinical psychology Department, Chengdu, Sichuan province ,610039, China, email: [425107343@qq.com](mailto:425107343@qq.com)

**Chunya Li**, Bachelor, Nurse-in-charge, The Fourth People's Hospital of Chengdu, clinical psychology Department, Chengdu, Sichuan province ,610039, China, email: [805133216@qq.com](mailto:805133216@qq.com)

**Ting Geng**, Medical Master, associated physician, The Fourth People's Hospital of Chengdu, clinical psychology Department, Chengdu, Sichuan province ,610039, China, email: 850567314@qq.com

\*Corresponding Author

Full name: Na Du

Department: department of clinical psychology and Department of medical

Institute/University/Hospital: the Fourth People's Hospital of Chengdu

Street Name & Number: Huli west 1 alley NO.8

City, State, Postal code, Country: Chengdu, Sichuan province, Jinniu district, 610039, China

Tel: 0086-028-69515823

Fax: none

E-mail: [13920785057@163.com](mailto:13920785057@163.com)

ORCID iD: 0000-0001-9179-5862

## Abstract

**Objectives:** The COVID-19 outbreak beginning in late 2019 has resulted in negative emotions among the public. However, there many healthcare workers risked their lives by voluntarily traveling to the worst-hit area, Hubei Province, to support anti-pandemic work. This study explored the mental health changes of those healthcare workers and tried to discover the influencing factors.

**Design:** The longitudinal online survey was begun on February 8, 2020, using the snowball sampling method, and this first phase ended on February 22, 2020 (T1). The follow-up survey was conducted from February 8 to February 22, 2021 (T2).

**Setting:** Healthcare workers from outside of the Hubei area who went to the province to provide medical assistance.

**Participants:** 963 healthcare workers who completed both surveys.

**Measures:** Self-Rating Scale of Sleep (SRSS), Generalized Anxiety Scale (GAD-7), and 9-item patient health questionnaire (PHQ-9).

**Results:** There were no significant differences in the SRSS scores or in the GAD-7 scores between T1 and T2 ( $t=0.994$ ,  $0.288$ ;  $p>0.05$ ). However, the PHQ-9 score at T2 was significantly higher than the score at T1 ( $t=-10.812$ ,  $p<0.001$ ). Through multiple linear regression analysis, we found that the following traits could predict higher GAD-7 and PHQ-9 scores at T2: male sex, single marital status, nurses with lower professional technical titles, and healthcare workers having a history of psychosis, treating seriously ill patients, having relatively poor self-perceived health, caring for patients who died, having family members who had been infected with COVID-19.

**Conclusions:** The results indicate that the depression levels of these special healthcare workers increased in the long term, and the initial demographics and experiences related to the pandemic played an important role in predicting their long-term poor mental health. In the future, more appropriate psychological decompression training should be given to these special healthcare workers.

**Keywords:** Anxiety; COVID-19; Depression; Healthcare workers; Longitudinal change

### Strengths and limitations of this study

1. The first investigation on the special group of healthcare workers who went to the worst-hit area to support anti-pandemic work.
2. Though other researches have used the method of longitudinal study to explore the mental health of healthcare workers, our study investigated the relatively longer time period from the first outbreak of COVID-19, which could help to know the long time change of their mental health.
3. Our study kept the same subjects in the two surveys, which could certify the accuracy of the data.
4. Only self-reported scales were used, therefore, the rates of depression and anxiety might be the rates of probably depression and anxiety.

## 1. Introduction

The COVID-19 outbreak beginning in late 2019 has been spreading for over two years. Reports have suggested that the pandemic has resulted in negative emotions among the public.<sup>1 2</sup> Even before the outbreak, healthcare workers tended to have long working hours, great work stress, and emotional fatigue, putting them at higher risk of mental disorders than others who work in nonhealthcare areas.<sup>3 4</sup> After the sudden outbreak of COVID-19, the shortage of personal protective equipment (PPE) and the need for their professional skills exacerbated the stress healthcare workers were already under. Thus, negative mental health outcomes were anticipated.<sup>5 6</sup> However, there many healthcare workers risked their lives by voluntarily traveling to the worst-hit area, Hubei Province, to support anti-pandemic work. It was reported that there were 25633 voluntary medical workers from outside the Hubei area who offered medical assistance in the province beginning on January 24, 2020.<sup>7</sup>

To date, many studies have reported that the mental health of front-line healthcare workers has been affected by the pandemic,<sup>8 9</sup> with rates of anxiety and depression ranging from 12 to 23% and 15 to 27%, respectively.<sup>10 11</sup> Other studies have investigated Chinese medical staff who had direct contacted with COVID-19 patients and found that they were at high risk of psychopathology and were experiencing high anxiety symptoms.<sup>11 12</sup> However, these studies were all cross-sectional studies conducted during the initial phase of the outbreak. Maunder et al. found that those who provided healthcare for SARS patients continued to experience substantial long-term psychological distress,<sup>13</sup> and Matua et al. also revealed that the impact on mental health brought by the Ebola pandemic can persist for a long time after the acute outbreak.<sup>14</sup> Considering the pervasive and profound impact of large-scale outbreaks on the mental health of front-line healthcare workers,<sup>15</sup> it is vital to conduct longitudinal surveys that could help us to understand the changes in their mental health and the profound impact of the ongoing pandemic.

After reviewing the latest studies investigating the longitudinal change in the mental health of healthcare workers, we found that that most studies focusing on the 1-4 months following the initial outbreak. They found that healthcare workers' self-perceived job performance deteriorated over time, and they presented with common mental disorders.<sup>16-18</sup> Their poor psychological well-being was generally stable over time but sometimes increased.<sup>19 20</sup> To our knowledge, the longest time interval studied was 8 months post-outbreak, where researchers found that during repeated outbreaks in Japan, psychological distress in healthcare workers remained elevated and at the same level as in the first wave of the COVID-19 outbreak.<sup>21</sup>

The COVID-19 pandemic is showing signs of repeated outbreaks worldwide and of gradually becoming an ongoing battle for healthcare workers. It is important to understand the long-term impact on this population, especially for those healthcare workers who voluntarily went to Hubei and were in contact with COVID-19 patients. Therefore, we designed this longitudinal study to identify their mental health changes 1 year after the first outbreak and to explore what factors in the initial phase had an influence on their mental health. These findings, in turn, may help us guide creation of a psychological crisis intervention system to deal with similar situations in the future.

## 2. Methods

### *Design*

This longitudinal online survey was begun on February 8, 2020, using the snowball sampling

1  
2  
3 method, and this first phase ended on February 22, 2020 (T1). The follow-up survey was conducted  
4 from February 8 to February 22, 2021 (T2, nearly one year after the first outbreak of COVID-19 in  
5 China). The snowball sampling method was used to distribute questionnaires online. Because of the  
6 convenience of the network and to acquire the latest information of these subjects, we chose the  
7 WeChat platform to distribute the first questionnaire to a group of healthcare workers who travelled to  
8 Hubei to offer medical aid. We also encouraged those who completed the questionnaires to forward  
9 the link to other healthcare workers who did the same. Informed consent was obtained on the first  
10 page of our questionnaires; and only when the participant clicked the button to consent could he or  
11 she access the survey. If an individual did not agree to participate, the survey would close  
12 automatically. To acquire longitudinal data, we put an invitation at the end of the survey to participate  
13 in the follow-up survey. Those who agreed to join the follow-up needed to leave their WeChat  
14 account information, which was used to deliver the second survey. The research was reviewed and  
15 approved by the Institutional Review Board of the medical centre.

### 21 ***Participants***

22 Only healthcare workers from outside of the Hubei area who went to the province to provide  
23 medical assistance were selected as our subjects. A total of 1260 participants returned valid  
24 questionnaires in the first survey. Among them, only 1098 left their WeChat account information for  
25 the next survey. After we delivered the second survey link to WeChat, 963 subjects returned valid  
26 questionnaires. The loss rate for the follow-up was 23.6% (297/1260). There were no systematic  
27 differences in demographic characteristics among the subjects who dropped out at T2.

### 29 ***Measurements***

30 All the questionnaires used in our research were self-reported. The concrete scales included (1)  
31 demographic and experiences related to the pandemic questionnaire, including gender, age, marital  
32 status, highest education, professional technical title, occupation (physician or nurse), history of  
33 psychosis, self-perceived health conditions (1 means very good physical condition; 2 means good; 3  
34 means average; 4 means poor; 5 means very poor ), working years, whether the patients with  
35 COVID-19 they treated had died, whether they nursed/treated seriously ill patients with COVID-19,  
36 and whether their family members had been infected with COVID-19. This questionnaire was  
37 completed only at T1; (2) the Self-Rating Scale of Sleep (SRSS),<sup>22</sup> which is composed of 10 items  
38 with scores of 1-5 points per item. The higher the score was, the worse the sleep problem. According  
39 to the report,  $22.14 \pm 5.48$  was the Chinese public's average score;<sup>23</sup> (3) the Generalized Anxiety  
40 Scale (GAD-7) and the 9-item Patient Health Questionnaire (PHQ-9),<sup>24 25</sup> which were the simplest  
41 scales to evaluate levels of anxiety and depression. The GAD-7 consists of 7 items worth 0-3 points  
42 each. The cut-off points for mild/moderate/severe anxiety were 5, 10, and 15, respectively. The  
43 PHQ-9 is composed of 9 items worth 0-3 points per item. The cut-off points for  
44 mild/moderate/moderately severe/severe depression were 5, 10, 15, and 20, respectively.

### 51 ***Statistical analysis***

52 Descriptive statistics were computed for all variables. The mean scores were then used for  
53 comparison among groups using paired T test statistics. The chi-square test was used to detect the  
54 differences in levels of anxiety and depression at different time points. Because the total GAD-7 and  
55 PHQ-9 scores were both close to a normal distribution, we used multiple linear regression with the  
56 stepwise method to screen the influencing factors for anxiety and depression. A P value of  $< 0.05$  was  
57 considered statistically significant. All statistical analyses were carried out using the Statistical  
58 Package for Social Science (version 11.0, IBM Corp).

### ***Patient and Public Involvement***

No patient involved.

## **3. Results**

### ***The demographic data***

There were 963 subjects who completed both surveys, among whom 521 were male and 442 were female. The age range was 23-40 years old for an average age of  $30.33 \pm 4.48$ . Regarding marital status, 488 were married, and 475 were unmarried. The working years of all subjects ranged from 2 to 20 years, with an average of  $8.63 \pm 4.44$  years. Eighty-one subjects reported a history of psychosis, including 69 with anxiety disorder and 12 with depression (all psychosis should be diagnosed by psychiatrists). Other demographic details and experiences related to the pandemic are shown in Table 1.

Table 1. The distribution of demographic characteristic and pandemic experiences (n=963).

Variables and assignment	Means / N (%)
<b>Gender</b>	
Man (1)	521 (54.1)
Woman (2)	442 (45.9)
<b>Ages (years)</b>	30.33 $\pm$ 4.48
<b>Marriage</b>	
Unmarried (1)	475 (49.3)
Married (2)	488 (50.7)
Widowed (3)	0
<b>Highest Education</b>	
Secondary (1)	70 (7.3)
Junior (2)	351 (36.4)
Undergraduate (3)	484 (50.3)
Graduate (4)	58 (6.0)
<b>Professional technical title</b>	
Novice (1)	518 (53.8)
Middle (2)	361 (37.5)
Senior (3)	84 (8.7)
<b>Physician or not</b>	
No (2)	702 (72.9)
Yes (1)	261 (27.1)
<b>History of psychosis</b>	
Yes (1)	81 (8.4)
No (2)	882 (91.6)
<b>Self-perceived health conditions</b>	
Very good (1)	224 (23.3)
Good (2)	598 (62.1)



Average (3)	141 (14.6)
Poor (4)	0
Very poor (5)	0
<b>Working years (years)</b>	8.63 ±4.44
<b>Whether the patients they treated had died</b>	
Yes (1)	306 (31.8)
No (2)	657 (68.2)
<b>Whether nursed/treated seriously ill patients with COVID-19</b>	
Yes (1)	908 (94.3)
No (2)	55 (5.7)
<b>Whether their family members had been infected with COVID-19</b>	
Yes (1)	31(3.2)
No (2)	932 (96.8)

#### ***The SRSS, GAD-7, and PHQ-9 scores at different time points***

Overall, the mean SRSS score of all the subjects was significantly higher than the national norm of SRSS (22.14 ± 5.48) in both T1 and T2 ( $t=14.656, 14.064$ ;  $p<0.001$ ), indicating that the subjects' sleep quality was poor. The mean GAD-7 and PHQ-9 scores at T1 and T2 both indicated moderate anxiety and moderate depression among all the subjects.

When looking into the longitudinal change of these three scales, there were no significant differences in the SRSS scores and in the GAD-7 scores between T1 and T2 ( $t=0.994, 0.288$ ;  $p>0.05$ ), which means the sleep quality and the anxiety level of the subjects did not show significant change. However, the PHQ-9 score at T2 was significantly higher than the score at T1 ( $t=-10.812, p<0.001$ ), which demonstrates that the depressive symptoms of the subjects had further deteriorated. The detailed data of the three scales are listed in Table 2.

Table 2. The disparity between the two time-points on the mean scores of SRSS, GAD-7, and PHQ-9 (n = 963).

	T1 (Mean± SD)	T2 (Mean± SD)	t	P
<b>SRSS</b>	25.20 ± 6.48	24.91 ± 6.12	0.994	0.320
<b>GAD-7</b>	13.04 ± 3.87	13.03 ± 3.80	0.288	0.774
<b>PHQ-9</b>	14.70 ± 4.70	14.96 ± 4.62	-10.812	<0.001

#### ***The rates of different degrees of anxiety and depression at different time points***

We used the chi-square test to determine the differences in the rates of different degrees of anxiety and depression over time and found that there were no significant differences in the rates of mild, moderate, and severe anxiety at the two time points ( $\chi^2 = 1.399; 1.528; 0.083, df = 1, p >0.05$ ). The rates of mild depression showed a significant decrease from T1 to T2 ( $\chi^2 = 6.687, df = 1, p=0.012$ ), and no significant change was found in the rates of other levels of depression ( $\chi^2 = 0.052$ ;

3.823; 0.019,  $df = 1$ ,  $p > 0.05$ ). The detailed comparison results and the distribution of severity of anxiety and depression are listed in Table 3 and Figure 1.

Table 3. The rates of different degrees of anxiety and depression symptoms among different time points ( $n = 963$ ).

	T1 % (n)	T2 % (n)	$\chi^2$	$P$
<b>GAD-7</b>				
No anxiety	0	0	-	-
Mild anxiety	21.7 (209)	19.5 (188)	1.399	0.260
Moderate anxiety	43.8 (422)	46.6 (449)	1.528	0.234
Severe anxiety	34.5 (332)	33.9 (326)	0.083	0.810
<b>PHQ-9</b>				
No depression	0	0	-	-
Mild depression	12.5 (120)	8.8 (85)	6.687	0.012
Moderate depression	50.1 (482)	49.5 (477)	0.052	0.855
Moderately severe depression	24.8 (239)	28.9 (277)	3.823	0.057
Severe depression	12.7 (122)	12.9 (124)	0.019	0.946

#### *Multiple linear regression analysis of long-term influencing factors of the GAD-7 and PHQ-9 total scores*

To build the prediction model, we included all the demographic variables and experiences related to the pandemic as independent variables. The assignments of all variables are shown in Table 1. Because sleep quality is usually associated with anxiety and depression, we also considered the SRSS score at T1 as one of the independent variables.

Through multiple linear regression, we found that the following factors could predict higher GAD-7 and PHQ-9 scores at T2: male sex, unmarried marital status, and the job title of nurse or a lower professional technical title, and those healthcare workers having a history of psychosis, having nursed / treated patients seriously ill with COVID-19, having relatively poor self-perceived health conditions, having the patients they treated die, and having family members infected with COVID-19. Subjects with fewer working years showed higher GAD-7 scores, and younger respondents showed higher PHQ-9 scores. The F values (11, 951) in the regression equation were 120.160 and 271.902 ( $P < 0.001$ ) for GAD-7 and PHQ-9, respectively. The adjusted R squared values were 0.577 and 0.756, which means that the screened influencing factors can effectively explain 57.7% and 75.6% of the variance in the two models. The results of the influencing factors of the GAD-7 and the PHQ-9 scores are listed in Table 4 and Table 5.

Table 4. The multiple linear regression analysis of influencing factors of GAD-7.

Variable	Regression coefficients	Standard error of regression coefficient	Standardized regression coefficient	<i>t</i>	<i>P</i>	95% <i>CI</i>
Constant	26.394	1.432		18.432	< 0.001	(23.584, 29.204)
Gender	-3.402	0.195	-0.446	-17.406	< 0.001	(-3.786, -3.019)
History of psychosis	-3.340	0.359	-0.244	-9.308	< 0.001	(-4.044, -2.636)
Whether nursed/treated seriously ill patients with COVID-19	-6.174	0.392	-0.377	-15.732	< 0.001	(-6.945, -5.404)
Self-perceived health conditions	2.234	0.158	0.359	14.169	< 0.001	(1.925, 2.544)
Whether the patients they treated had died	-2.195	0.240	-0.269	-9.142	< 0.001	(-2.666, -1.724)
Whether their family members had been infected with COVID-19	-2.700	0.537	-0.125	-5.030	< 0.001	(-3.753, -1.646)
Marriage	-0.732	0.222	-0.096	-3.292	0.001	(-1.168, -0.296)
Physician or not	1.731	0.301	0.202	5.748	< 0.001	(1.140, 2.322)
Professional technical title	-1.551	0.253	-0.265	-6.126	< 0.001	(-2.047, -1.054)
Working years	-0.091	0.029	-0.106	-3.165	0.002	(-0.147, -0.035)
F (11, 951) = 120.160 (P < 0.001), R = 0.763, R <sup>2</sup> = 0.577						

Table 5. The multiple linear regression analysis of influencing factors of PHQ-9.

Variable	Regression coefficients	Standard error of regression coefficient	Standardized regression coefficient	<i>t</i>	<i>P</i>	95% <i>CI</i>
Constant	37.648	1.618		23.267	< 0.001	(34.472, 40.823)
Gender	-1.482	0.196	-0.160	-7.559	< 0.001	(-1.866, -1.097)
History of psychosis	-10.461	0.332	-0.629	-31.543	< 0.001	(-11.112, -9.811)
Whether nursed/treated seriously ill patients with COVID-19	-5.280	0.350	-0.266	-15.069	< 0.001	(-5.967, -4.592)

1						
2						
3	Self-perceived health	1.930	0.150	0.255	12.879	< (1.636, 2.224 )
4	conditions					0.001
5	Whether the patients they	-2.232	0.220	-0.225	-10.164	< (-2.662, -1.801)
6	treated had died					0.001
7	Whether their family	-4.217	0.510	-0.161	-8.272	< (-5.218, -3.217)
8	members had been					0.001
9	infected with COVID-19					
10	Marriage	-1.480	0.216	-0.160	-6.858	< (-1.903, -1.056 )
11						0.001
12	Physician or not	1.283	0.278	0.124	4.619	< (0.738, 1.829 )
13						0.001
14	Professional technical title	-2.221	0.292	-0.313	-7.608	< (-2.794, -1.648)
15						0.001
16	Age	-0.350	0.043	-0.340	-8.129	< (-0.434, -0.265 )
17						0.001
18						
19						
20						
21						
22						

F (11, 951) = 271.902 (P < 0.001), R = 0.871, R<sup>2</sup> = 0.756

#### 4. Discussion

Through this longitudinal survey, we discovered that one year after the first outbreak of the pandemic, the sleep quality and anxiety levels remained stable among 963 healthcare workers who voluntarily went to Hubei to provide medical support compared with their condition in the first month during their assistance, while their levels of depression showed an obvious increase. The initial demographics and experiences related to the pandemic played an important role in predicting the long-term poor mental health of these healthcare workers.

We found that during our first wave of survey, the sleep quality of our subjects was significantly worse than that of the general public, which showed a result similar to that of Liang et al., who demonstrated that frontline healthcare workers were at a higher risk of insomnia compared to the general population during the pandemic.<sup>26</sup> The reason for their poor sleep quality might be work overload, high work-related demands, and complex COVID-facing environments in the new workplace, which they had to adapt to at the cost of more emotional stress.<sup>27 28</sup> These issues could be the cause of the high mean scores of GAD-7 and PHQ-9 at T1, both of which were measured at the level of moderate. To our surprise, all respondents reported some anxiety and/or depressive symptoms, which indicated that the mental health of these healthcare workers was relatively poor. Many studies have revealed that the prevalence of anxiety and depressive symptoms in medical staff working in the areas most affected by the COVID-19 pandemic was high,<sup>12 26 29 30</sup> and the prevalence of anxiety ranged from 23-34%, and the prevalence of depression ranged from 15-27% according to various meta-analysis.<sup>31-33</sup> The reason for the obviously different prevalence of anxiety and depression in our results might be due to the different tools used and the different stages in which the surveys were conducted.<sup>34</sup> Moreover, the subjects in our study all came from other provinces, and many of them may not have had previous experience with a serious pandemic. Thus, they may have needed to execute strict closed-loop management during their stint in Hubei, creating acute stress.

In the second wave of our survey a year after the initial survey was administered, we found that sleep quality and anxiety levels did not show significant changes among the respondents. This finding

1  
2  
3 demonstrated that these subjects still had poor mental health statuses even though they had returned to  
4 their original workplaces and that the pandemic's impact could persist for a long time. López et al.  
5 found that from the first measurement to the four-month follow-up in their study, more healthcare  
6 workers presented anxiety and depression during the pandemic.<sup>16</sup> One study discovered that poor  
7 psychiatric status and sleep quality were still common one month after healthcare workers arrived in  
8 Hubei during the COVID-19 outbreak<sup>17</sup> and that those who were deployed to high-risk areas reported  
9 a high level of stress three months later.<sup>35</sup> Because there was no literature investigating the long-term  
10 impact of COVID-19 on healthcare workers, we could only refer to the experiences of past pandemics  
11 when setting up our research. We know that the symptoms of anxiety and depression were still  
12 common among healthcare workers within one to three years after the SARS outbreak.<sup>36 37</sup> We could  
13 see the profound and persistent impact brought about by that pandemic. However, there are  
14 differences between COVID-19 and SARS. COVID-19 has been ongoing for nearly two years, and  
15 some small-scale outbreaks have occurred repeatedly, which might keep healthcare workers in a  
16 constant state of alert or preparing for outbreaks, guarding against unexpected contacts, and facing the  
17 risk of infection or transmission to their family members which could be torturous and exhausting.<sup>38 39</sup>  
18 Therefore, the mental health of our subjects remained poor one year later, and the depression score  
19 even deteriorated at T2. More subjects reported moderately severe depression at T2, which indicates  
20 that the degree of depression worsened over time. One probable reason might be the delayed reaction  
21 caused by serious disaster-related events.<sup>40 41</sup> Another reason might be the recession of anxiety,  
22 overloaded emotional pressure may cause healthcare workers exhausted, with the time passing, they  
23 didn't have enough energy to worry, and they gradually turned into more severe depression.<sup>42</sup>

24 We found that the long-term influencing factors for anxiety and depressive symptoms were  
25 similar. Healthcare workers with a history of psychosis were more prone to show anxiety and  
26 depressive symptoms, similar to the findings of other studies.<sup>13 16 17</sup> These results also indicated that  
27 experiences related to the pandemic, including having nursed/treated seriously ill patients with  
28 COVID-19, having the patients they treated die, and having family members infected with  
29 COVID-19, may predict the prevalence of anxiety and depression. Other reports revealed that poorer  
30 mental health was associated with managing COVID-19 patients and family exposure to COVID-19.<sup>19</sup>  
31 <sup>43</sup> We also discovered that those who thought of themselves as having relatively poor health may  
32 experience more anxiety and depression, which was similar to the findings of Manara et al.<sup>44</sup> Another  
33 factor screened was the sex/gender, and we found that male healthcare workers tended to feel more  
34 negative emotions, which was contrary to previous studies.<sup>45 46</sup> The reason may be that the age of  
35 male aid workers is generally older, and their physical strength and energy recovery level would  
36 therefore not be as fast as that of young women. Thus, they are more prone to fatigue. In addition,  
37 women are considered to be more willing to express their feelings through language at any time.<sup>47</sup> As  
38 a result, they will store fewer negative emotions. Men will find it more difficult to release negative  
39 emotions caused by stress. We also found that unmarried ones, nurses, those with lower professional  
40 technical titles were prone to present greater anxiety and depression, which was in contrast to Cai et  
41 al.'s report.<sup>48</sup> We all know that communication with family and companions are important social  
42 support sources,<sup>49</sup> but unmarried individuals do not have the support of spouses. Due to the large  
43 number of infected patients in Hubei Province, more nurses were required to care for them and to  
44 conduct clinical treatment activities, such as blood sampling, infusions and medication distribution.  
45 The great workload undoubtedly added more pressure on nurses than physicians, and the nurses were  
46 relatively young with lower professional technical titles and less experience, making them vulnerable  
47  
48  
49  
50  
51  
52  
53  
54  
55  
56  
57  
58  
59  
60

1  
2  
3 to distress.<sup>43</sup> Finally, we found that those with fewer working years were more likely to become  
4 anxious, and younger individuals were more likely to become depressed, which was similar to  
5 previous findings.<sup>13 43 45</sup>  
6  
7

## 8 9 **Conclusions**

10  
11  
12 The COVID-19 outbreak beginning in late 2019 has been spreading for almost 2 years. After the  
13 sudden outbreak of COVID-19, the shortage of personal protective equipment placed additional stress  
14 on professional healthcare workers. However, there has been little information on the change in  
15 mental health of healthcare workers who went to Hubei to offer assistance. This is the first study  
16 investigating the longitudinal mental health of front-line healthcare workers who went to Hubei to  
17 assist other health professionals during the initial COVID-19 outbreak and 1 year later. We found that  
18 sleep quality and anxiety levels remained stable among them, while depression levels showed obvious  
19 increases. The initial demographics and experiences related to the pandemic played an important role  
20 in predicting the long-term mental health of these special healthcare workers.  
21  
22  
23

24  
25 **Acknowledgements:** None.

26  
27 **Contributors:** ND was in charge of this study, supervising the process and of providing expert  
28 opinion. PZ and ND organized the study design and analyzed the data. Collaborators YX and YGL  
29 ensured that questions related to the accuracy or integrity of any part of the work were appropriately  
30 investigated and resolved. All other authors participated in conducting the survey. PZ wrote the first  
31 draft of the manuscript, and ND critically revised it. All authors approved the final version of the  
32 manuscript.  
33

34  
35 **Funding:** This research received no specific grant from any funding agency in the public,  
36 commercial or not-for-profit sectors

37 **Competing interests:** None declared.

38 **Patient consent for publication:** Not applicable.

39  
40 **Ethics approval:** This study involves human participants and was approved by the  
41 the Institutional Review Board of the Fourth People's Hospital of Chengdu. Participants gave  
42 informed consent to participate in the study before taking part.

43 **Provenance and peer review:** Not commissioned; externally peer reviewed.

44 **Data availability statement:** Data are available on reasonable request.  
45

## 46 47 **References**

- 48  
49  
50  
51  
52  
53  
54  
55  
56  
57  
58  
59  
60
1. Shigemura J, Ursano RJ, Morganstein JC, et al. Public responses to the novel 2019 coronavirus (2019-nCoV) in Japan: Mental health consequences and target populations. *Psychiatry and clinical neurosciences* 2020;**74**(4):281
  2. Yao H, Chen J-H, Xu Y-F. Rethinking online mental health services in China during the COVID-19 epidemic. *Asian journal of psychiatry* 2020;**50**:102015
  3. Cheng W-J, Cheng Y. Minor mental disorders in Taiwanese healthcare workers and the associations with psychosocial work conditions. *Journal of the Formosan Medical Association* 2017;**116**(4):300-05
  4. West CP, Dyrbye LN, Shanafelt TD. Physician burnout: contributors, consequences and solutions. *Journal of internal medicine* 2018;**283**(6):516-29

- 1
- 2
- 3
- 4 5. Gold JA. Covid-19: adverse mental health outcomes for healthcare workers. *BMJ* 2020;**369**:m1815
- 5
- 6 6. Walton M, Murray E, Christian MD. Mental health care for medical staff and affiliated healthcare  
7 workers during the COVID-19 pandemic. *European Heart Journal: Acute Cardiovascular Care*  
8 2020;**9**(3):241-47
- 9
- 10 7. <http://www.nhc.gov.cn>. National Health Commission of the People's Republic of China 2020,14  
11 February
- 12
- 13 8. Blake H, Bermingham F, Johnson G, et al. Mitigating the psychological impact of COVID-19 on  
14 healthcare workers: a digital learning package. *International journal of environmental research  
15 and public health* 2020;**17**(9):2997
- 16
- 17 9. Xiang Y-T, Yang Y, Li W, et al. Timely mental health care for the 2019 novel coronavirus outbreak  
18 is urgently needed. *The lancet psychiatry* 2020;**7**(3):228-29
- 19
- 20 10. Lamb D, Gnanapragasam S, Greenberg N, et al. Psychosocial impact of the COVID-19 pandemic  
21 on 4378 UK healthcare workers and ancillary staff: initial baseline data from a cohort study  
22 collected during the first wave of the pandemic. *Occupational and Environmental Medicine*  
23 2021;**78**(11):801-08
- 24
- 25 11. Lai J, Ma S, Wang Y, et al. Factors associated with mental health outcomes among health care  
26 workers exposed to coronavirus disease 2019. *JAMA network open* 2020;**3**(3):e203976-e76
- 27
- 28 12. Liu C-Y, Yang Y-z, Zhang X-M, et al. The prevalence and influencing factors in anxiety in medical  
29 workers fighting COVID-19 in China: a cross-sectional survey. *Epidemiology & Infection*  
30 2020;**148**:E98
- 31
- 32 13. Maunder RG, Lancee WJ, Balderson KE, et al. Long-term psychological and occupational effects  
33 of providing hospital healthcare during SARS outbreak. *Emerging infectious diseases*  
34 2006;**12**(12):1924
- 35
- 36 14. Matua GA, Van der Wal DM. Living under the constant threat of Ebola: a phenomenological study  
37 of survivors and family caregivers during an Ebola outbreak. *Journal of Nursing Research*  
38 2015;**23**(3):217-24
- 39
- 40 15. Busch IM, Moretti F, Mazzi M, et al. What we have learned from two decades of epidemics and  
41 pandemics: a systematic review and meta-analysis of the psychological burden of frontline  
42 healthcare workers. *Psychotherapy and psychosomatics* 2021;**90**(3):178-90
- 43
- 44 16. López Steinmetz LC, Herrera CR, Fong SB, et al. A longitudinal study on the changes in mental  
45 health of healthcare workers during the COVID-19 pandemic. *Psychiatry* 2021:1-16
- 46
- 47 17. Zhou Y, Ding H, Zhang Y, et al. Prevalence of poor psychiatric status and sleep quality among  
48 frontline healthcare workers during and after the COVID-19 outbreak: a longitudinal study.  
49 *Translational psychiatry* 2021;**11**(1):1-6
- 50
- 51 18. Que J, Le Shi JD, Liu J, et al. Psychological impact of the COVID-19 pandemic on healthcare  
52 workers: a cross-sectional study in China. *General psychiatry* 2020;**33**(3):e100259
- 53
- 54 19. Jordan J-A, Shannon C, Browne D, et al. COVID-19 Staff Wellbeing Survey: longitudinal survey  
55 of psychological well-being among health and social care staff in Northern Ireland during the  
56 COVID-19 pandemic. *BJPsych Open* 2021;**7**(5):E159
- 57
- 58 20. Sasaki N, Kuroda R, Tsuno K, et al. The deterioration of mental health among healthcare workers  
59 during the COVID-19 outbreak: A population-based cohort study of workers in Japan.  
60 *Scandinavian journal of work, environment & health* 2020;**46**(6):639

21. Sasaki N, Asaoka H, Kuroda R, et al. Sustained poor mental health among healthcare workers in COVID-19 pandemic: A longitudinal analysis of the four-wave panel survey over 8 months in Japan. *Journal of occupational health* 2021;**63**(1):e12227
22. Li J-Y. Seff--Rating Scale of Sleep(SRSS). *China journal of health psychology* 2012;**20**(12):1851
23. Li J-Y, Duan S-F, Zhang J-J, et al. Analysis rating of sleep state of 13273 normal persons. *Health psychology journal* 2000;**8**(3):351-53
24. He X-Y, Li C-B, Qian J, et al. Reliability and validity of a generalized anxiety disorder scale in general hospital outpatients. *Shanghai Arch Psychiatry* 2010;**22**(4):200-03
25. Martin A, Rief W, Klaiberg A, et al. Validity of the brief patient health questionnaire mood scale (PHQ-9) in the general population. *General hospital psychiatry* 2006;**28**(1):71-77
26. Liang Y, Wu K, Zhou Y, et al. Mental health in frontline medical workers during the 2019 novel coronavirus disease epidemic in China: a comparison with the general population. *International journal of environmental research and public health* 2020;**17**(18):6550
27. Abdalla M, Chiuzaan C, Shang Y, et al. Factors Associated with Insomnia Symptoms in a Longitudinal Study among New York City Healthcare Workers during the COVID-19 Pandemic. *International Journal of Environmental Research and Public Health* 2021;**18**(17):8970
28. Liu H, Liu J, Chen M, et al. Sleep problems of healthcare workers in tertiary hospital and influencing factors identified through a multilevel analysis: a cross-sectional study in China. *BMJ open* 2019;**9**(12):e032239
29. Morgantini LA, Naha U, Wang H, et al. Factors contributing to healthcare professional burnout during the COVID-19 pandemic: a rapid turnaround global survey. *PloS one* 2020;**15**(9):e0238217
30. Zerbini G, Ebigbo A, Reicherts P, et al. Psychosocial burden of healthcare professionals in times of COVID-19—a survey conducted at the University Hospital Augsburg. *GMS German Medical Science* 2020;**18**:Doc05
31. Krishnamoorthy Y, Nagarajan R, Saya GK, et al. Prevalence of psychological morbidities among general population, healthcare workers and COVID-19 patients amidst the COVID-19 pandemic: A systematic review and meta-analysis. *Psychiatry research* 2020;**293**:113382
32. Batra K, Singh TP, Sharma M, et al. Investigating the psychological impact of COVID-19 among healthcare workers: a meta-analysis. *International Journal of Environmental Research and Public Health* 2020;**17**(23):9096
33. Pappa S, Ntella V, Giannakas T, et al. Prevalence of depression, anxiety, and insomnia among healthcare workers during the COVID-19 pandemic: A systematic review and meta-analysis. *Brain, behavior, and immunity* 2020;**88**:901-07
34. Leung GM, Ho L-M, Chan SK, et al. Longitudinal assessment of community psychobehavioral responses during and after the 2003 outbreak of severe acute respiratory syndrome in Hong Kong. *Clinical Infectious Diseases* 2005;**40**(12):1713-20
35. Chew QH, Chia FL-A, Ng WK, et al. Perceived stress, stigma, traumatic stress levels and coping responses amongst residents in training across multiple specialties during COVID-19 pandemic—A longitudinal study. *International Journal of Environmental Research and Public Health* 2020;**17**(18):6572



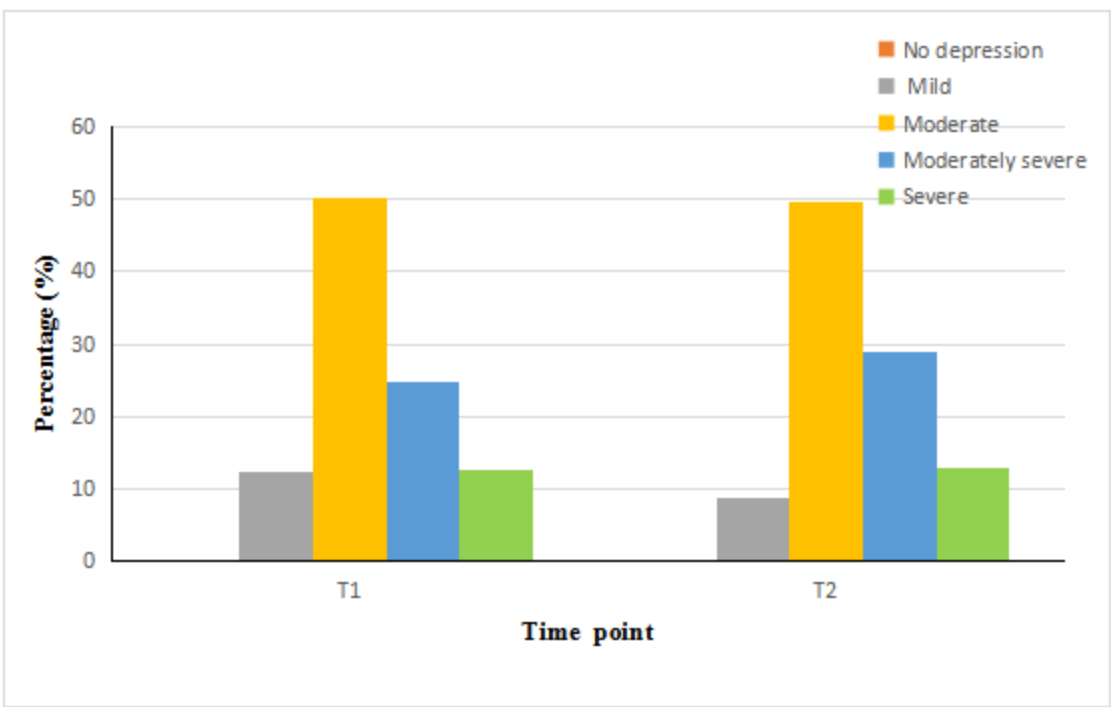
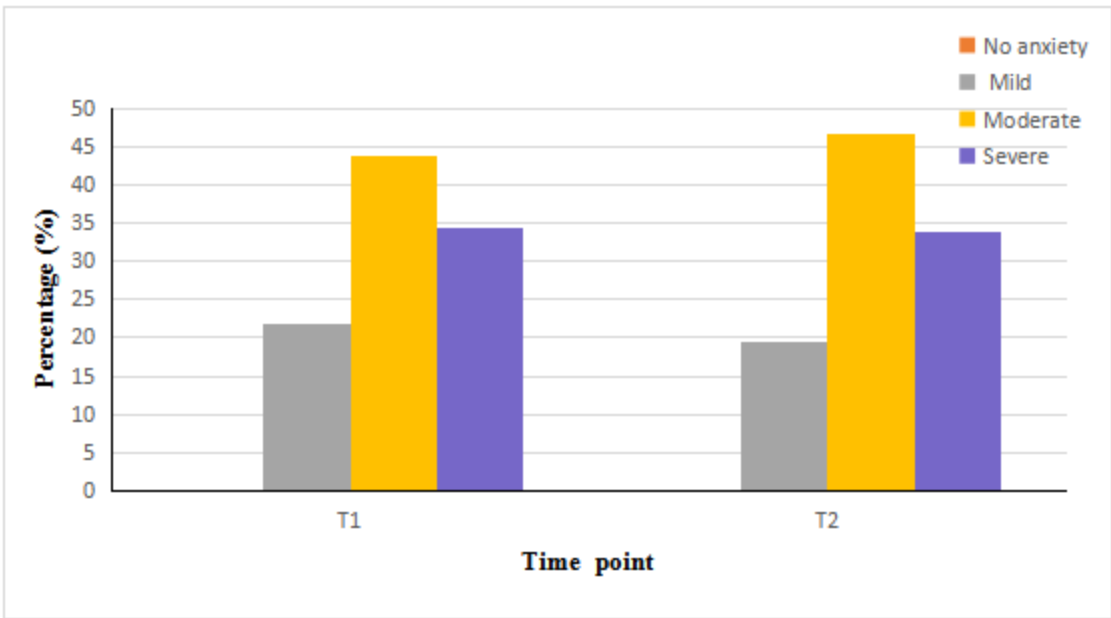
- 1  
2  
3  
4  
5  
6  
7  
8  
9  
10  
11  
12  
13  
14  
15  
16  
17  
18  
19  
20  
21  
22  
23  
24  
25  
26  
27  
28  
29  
30  
31  
32  
33  
34  
35  
36  
37  
38  
39  
40  
41  
42  
43  
44  
45  
46  
47  
48  
49  
50  
51  
52  
53  
54  
55  
56  
57  
58  
59  
60
36. McAlonan GM, Lee AM, Cheung V, et al. Immediate and sustained psychological impact of an emerging infectious disease outbreak on health care workers. *The Canadian Journal of Psychiatry* 2007;**52**(4):241-47
  37. Wu P, Fang Y, Guan Z, et al. The psychological impact of the SARS epidemic on hospital employees in China: exposure, risk perception, and altruistic acceptance of risk. *The Canadian Journal of Psychiatry* 2009;**54**(5):302-11
  38. Wang H, Huang D, Huang H, et al. The psychological impact of COVID-19 pandemic on medical staff in Guangdong, China: a cross-sectional study. *Psychological medicine* 2020:1-9
  39. Ji D, Ji Y-J, Duan X-Z, et al. Prevalence of psychological symptoms among Ebola survivors and healthcare workers during the 2014-2015 Ebola outbreak in Sierra Leone: a cross-sectional study. *Oncotarget* 2017;**8**(8):12784
  40. Ran M-S, Zhang Z, Fan M, et al. Risk factors of suicidal ideation among adolescents after Wenchuan earthquake in China. *Asian journal of psychiatry* 2015;**13**:66-71
  41. Rogers JP, Chesney E, Oliver D, et al. Psychiatric and neuropsychiatric presentations associated with severe coronavirus infections: a systematic review and meta-analysis with comparison to the COVID-19 pandemic. *The Lancet Psychiatry* 2020;**7**(7):611-27
  42. Du N, Zhou Y-l, Zhang X, et al. Do some anxiety disorders belong to the prodrome of bipolar disorder? A clinical study combining retrospective and prospective methods to analyse the relationship between anxiety disorder and bipolar disorder from the perspective of biorhythms. *BMC psychiatry* 2017;**17**(1):1-16
  43. Kisely S, Warren N, McMahon L, et al. Occurrence, prevention, and management of the psychological effects of emerging virus outbreaks on healthcare workers: rapid review and meta-analysis. *Bmj* 2020;**369**:m1642
  44. Manara DF, Villa G, Korelic L, et al. One-week longitudinal daily description of moral distress, coping, and general health in healthcare workers during the first wave of the covid-19 outbreak in italy: A quantitative diary study. *Acta Biomedica* 2021;**92**:e2021461
  45. Zhu J, Sun L, Zhang L, et al. Prevalence and influencing factors of anxiety and depression symptoms in the first-line medical staff fighting against COVID-19 in Gansu. *Frontiers in psychiatry* 2020;**11**:386
  46. Muller RAE, Stensland RSØ, van de Velde RS. The mental health impact of the covid-19 pandemic on healthcare workers, and interventions to help them: A rapid systematic review. *Psychiatry research* 2020;**293**:113441
  47. Liddon L, Kingerlee R, Barry JA. Gender differences in preferences for psychological treatment, coping strategies, and triggers to help-seeking. *British Journal of Clinical Psychology* 2018;**57**(1):42-58
  48. Cai H, Tu B, Ma J, et al. Psychological impact and coping strategies of frontline medical staff in Hunan between January and March 2020 during the outbreak of coronavirus disease 2019 (COVID-19) in Hubei, China. *Medical science monitor: international medical journal of experimental and clinical research* 2020;**26**:e924171
  49. Wang J, Mann F, Lloyd-Evans B, et al. Associations between loneliness and perceived social support and outcomes of mental health problems: a systematic review. *BMC psychiatry* 2018;**18**(1):1-16

1  
2  
3 Figure legend:  
4

5 Figure 1. The distribution of severity of anxiety and depression over time. The first figure  
6 stands for the anxiety level, and the second one stands for the depression level.  
7  
8  
9  
10  
11  
12  
13  
14  
15  
16  
17  
18  
19  
20  
21  
22  
23  
24  
25  
26  
27  
28  
29  
30  
31  
32  
33  
34  
35  
36  
37  
38  
39  
40  
41  
42  
43  
44  
45  
46  
47  
48  
49  
50  
51  
52  
53  
54  
55  
56  
57  
58  
59  
60

For peer review only

1  
2  
3  
4  
5  
6  
7  
8  
9  
10  
11  
12  
13  
14  
15  
16  
17  
18  
19  
20  
21  
22  
23  
24  
25  
26  
27  
28  
29  
30  
31  
32  
33  
34  
35  
36  
37  
38  
39  
40  
41  
42  
43  
44  
45  
46  
47  
48  
49  
50  
51  
52  
53  
54  
55  
56  
57  
58  
59  
60



## STROBE Statement—checklist of items that should be included in reports of observational studies

	Item No	Recommendation	Page No
<b>Title and abstract</b>	1	(a) Indicate the study's design with a commonly used term in the title or the abstract	1
		(b) Provide in the abstract an informative and balanced summary of what was done and what was found	2
<b>Introduction</b>			
Background/rationale	2	Explain the scientific background and rationale for the investigation being reported	3
Objectives	3	State specific objectives, including any prespecified hypotheses	3
<b>Methods</b>			
Study design	4	Present key elements of study design early in the paper	4
Setting	5	Describe the setting, locations, and relevant dates, including periods of recruitment, exposure, follow-up, and data collection	3-4
Participants	6	(a) <i>Cohort study</i> —Give the eligibility criteria, and the sources and methods of selection of participants. Describe methods of follow-up <i>Case-control study</i> —Give the eligibility criteria, and the sources and methods of case ascertainment and control selection. Give the rationale for the choice of cases and controls <i>Cross-sectional study</i> —Give the eligibility criteria, and the sources and methods of selection of participants	4
		(b) <i>Cohort study</i> —For matched studies, give matching criteria and number of exposed and unexposed <i>Case-control study</i> —For matched studies, give matching criteria and the number of controls per case	N/A
Variables	7	Clearly define all outcomes, exposures, predictors, potential confounders, and effect modifiers. Give diagnostic criteria, if applicable	4
Data sources/measurement	8*	For each variable of interest, give sources of data and details of methods of assessment (measurement). Describe comparability of assessment methods if there is more than one group	4
Bias	9	Describe any efforts to address potential sources of bias	4
Study size	10	Explain how the study size was arrived at	4
Quantitative variables	11	Explain how quantitative variables were handled in the analyses. If applicable, describe which groupings were chosen and why	4
Statistical methods	12	(a) Describe all statistical methods, including those used to control for confounding	4
		(b) Describe any methods used to examine subgroups and interactions	N/A
		(c) Explain how missing data were addressed	N/A
		(d) <i>Cohort study</i> —If applicable, explain how loss to follow-up was addressed <i>Case-control study</i> —If applicable, explain how matching of cases and controls was addressed <i>Cross-sectional study</i> —If applicable, describe analytical methods taking account of sampling strategy	4
		(e) Describe any sensitivity analyses	N/A

Continued on next page

1  
2  
3  
4  
5  
6  
7  
8  
9  
10  
11  
12  
13  
14  
15  
16  
17  
18  
19  
20  
21  
22  
23  
24  
25  
26  
27  
28  
29  
30  
31  
32  
33  
34  
35  
36  
37  
38  
39  
40  
41  
42  
43  
44  
45  
46  
47  
48  
49  
50  
51  
52  
53  
54  
55  
56  
57  
58  
59  
60**Results**

Participants	13 *	(a) Report numbers of individuals at each stage of study—eg numbers potentially eligible, examined for eligibility, confirmed eligible, included in the study, completing follow-up, and analysed	4
		(b) Give reasons for non-participation at each stage	4
		(c) Consider use of a flow diagram	N/A
Descriptive data	14 *	(a) Give characteristics of study participants (eg demographic, clinical, social) and information on exposures and potential confounders	5
		(b) Indicate number of participants with missing data for each variable of interest	4
		(c) <i>Cohort study</i> —Summarise follow-up time (eg, average and total amount)	4
Outcome data	15 *	<i>Cohort study</i> —Report numbers of outcome events or summary measures over time	4
		<i>Case-control study</i> —Report numbers in each exposure category, or summary measures of exposure	N/A
		<i>Cross-sectional study</i> —Report numbers of outcome events or summary measures	N/A
Main results	16	(a) Give unadjusted estimates and, if applicable, confounder-adjusted estimates and their precision (eg, 95% confidence interval). Make clear which confounders were adjusted for and why they were included	5
		(b) Report category boundaries when continuous variables were categorized	6
		(c) If relevant, consider translating estimates of relative risk into absolute risk for a meaningful time period	N/A
Other analyses	17	Report other analyses done—eg analyses of subgroups and interactions, and sensitivity analyses	N/A

**Discussion**

Key results	18	Summarise key results with reference to study objectives	9-10
Limitations	19	Discuss limitations of the study, taking into account sources of potential bias or imprecision. Discuss both direction and magnitude of any potential bias	2
Interpretation	20	Give a cautious overall interpretation of results considering objectives, limitations, multiplicity of analyses, results from similar studies, and other relevant evidence	9-10
Generalisability	21	Discuss the generalisability (external validity) of the study results	10

**Other information**

Funding	22	Give the source of funding and the role of the funders for the present study and, if applicable, for the original study on which the present article is based	11
---------	----	---	----

\*Give information separately for cases and controls in case-control studies and, if applicable, for exposed and unexposed groups in cohort and cross-sectional studies.

**Note:** An Explanation and Elaboration article discusses each checklist item and gives methodological background and published examples of transparent reporting. The STROBE checklist is best used in conjunction with this article (freely available on the Web sites of PLoS Medicine at <http://www.plosmedicine.org/>, Annals of Internal Medicine at <http://www.annals.org/>, and Epidemiology at <http://www.epidem.com/>). Information on the STROBE Initiative is available at [www.strobe-statement.org](http://www.strobe-statement.org).

# BMJ Open

## The mental health status of healthcare workers assisted in Hubei during the initial outbreak of COVID-19 and their influencing factors: A Prospective cohort study

Journal:	<i>BMJ Open</i>
Manuscript ID	bmjopen-2022-062664.R1
Article Type:	Original research
Date Submitted by the Author:	12-Jul-2022
Complete List of Authors:	Zhou, Peng; Sichuan University West China Hospital Du, Na; The Fourth People's Hospital of Chengdu, Xiao, Yu; The Clinical Hospital of Chengdu Brain Science Institute, MOE Key Lab for Neuroinformation, University of Electronic Science and Technology of China, Psychosomatic Medical Center; The Fourth People's Hospital of Chengdu, Psychosomatic Medical Center Li, Yunge ; The Fourth People's Hospital of Chengdu Li, Chunya; The Fourth People's Hospital of Chengdu Geng, Ting; The Fourth People's Hospital of Chengdu
<b>Primary Subject Heading</b>:	Mental health
Secondary Subject Heading:	Epidemiology, Occupational and environmental medicine
Keywords:	COVID-19, MENTAL HEALTH, OCCUPATIONAL & INDUSTRIAL MEDICINE

SCHOLARONE™  
Manuscripts



I, the Submitting Author has the right to grant and does grant on behalf of all authors of the Work (as defined in the below author licence), an exclusive licence and/or a non-exclusive licence for contributions from authors who are: i) UK Crown employees; ii) where BMJ has agreed a CC-BY licence shall apply, and/or iii) in accordance with the terms applicable for US Federal Government officers or employees acting as part of their official duties; on a worldwide, perpetual, irrevocable, royalty-free basis to BMJ Publishing Group Ltd ("BMJ") its licensees and where the relevant Journal is co-owned by BMJ to the co-owners of the Journal, to publish the Work in this journal and any other BMJ products and to exploit all rights, as set out in our [licence](#).

The Submitting Author accepts and understands that any supply made under these terms is made by BMJ to the Submitting Author unless you are acting as an employee on behalf of your employer or a postgraduate student of an affiliated institution which is paying any applicable article publishing charge ("APC") for Open Access articles. Where the Submitting Author wishes to make the Work available on an Open Access basis (and intends to pay the relevant APC), the terms of reuse of such Open Access shall be governed by a Creative Commons licence – details of these licences and which [Creative Commons](#) licence will apply to this Work are set out in our licence referred to above.

Other than as permitted in any relevant BMJ Author's Self Archiving Policies, I confirm this Work has not been accepted for publication elsewhere, is not being considered for publication elsewhere and does not duplicate material already published. I confirm all authors consent to publication of this Work and authorise the granting of this licence.

# The mental health status of healthcare workers assisted in Hubei during the initial outbreak of COVID-19 and their influencing factors: A Prospective cohort study

Short title: **symptoms of healthcare workers during COVID-19**

**Peng Zhou**, Bachelor, Nurse-in-charge, West China Hospital of Sichuan University / Disaster Medical Center of Sichuan University / Stroke Center of Sichuan University, Emergency Department, Chengdu, Sichuan province ,610041, China, email:306818706@qq.com

**Na Du\***, Medical Doctor, Attending physician, The Fourth People's Hospital of Chengdu, clinical psychology Department, Chengdu, Sichuan province ,610039, China, email:13920785057@163.com

**Yu Xiao**, Medical Master, Attending physician, The Fourth People's Hospital of Chengdu, clinical psychology Department, Chengdu, Sichuan province ,610039, China, email: xiaoy3@outlook.com

**Yunge Li**, Medical Master, associated physician, The Fourth People's Hospital of Chengdu, clinical psychology Department, Chengdu, Sichuan province ,610039, China, email: [425107343@qq.com](mailto:425107343@qq.com)

**Chunya Li**, Bachelor, Nurse-in-charge, The Fourth People's Hospital of Chengdu, clinical psychology Department, Chengdu, Sichuan province ,610039, China, email: [805133216@qq.com](mailto:805133216@qq.com)

**Ting Geng**, Medical Master, associated physician, The Fourth People's Hospital of Chengdu, clinical psychology Department, Chengdu, Sichuan province ,610039, China, email: 850567314@qq.com

\*Corresponding Author

Full name: Na Du

Department: department of clinical psychology and Department of medical

Institute/University/Hospital: the Fourth People's Hospital of Chengdu

Street Name & Number: Huli west 1 alley NO.8

City, State, Postal code, Country: Chengdu, Sichuan province, Jinniu district, 610039, China

Tel: 0086-028-69515823

Fax: none

E-mail: [13920785057@163.com](mailto:13920785057@163.com)

ORCID iD: 0000-0001-9179-5862



## Abstract

**Objectives:** The COVID-19 outbreak beginning in late 2019 has resulted in negative emotions among the public. However, there many healthcare workers risked their lives by voluntarily traveling to the worst-hit area, Hubei Province, to support anti-pandemic work. This study explored the mental health changes of those healthcare workers and tried to discover the influencing factors.

**Design:** The longitudinal online survey was begun on February 8, 2020, using the snowball sampling method, and this first phase ended on February 22, 2020 (T1). The follow-up survey was conducted from February 8 to February 22, 2021 (T2).

**Setting:** Healthcare workers from outside of the Hubei area who went to the province to provide medical assistance.

**Participants:** 963 healthcare workers who completed both surveys.

**Measures:** Self-Rating Scale of Sleep (SRSS), Generalized Anxiety Scale (GAD-7), and 9-item patient health questionnaire (PHQ-9).

**Results:** There were no significant differences in the SRSS scores or in the GAD-7 scores between T1 and T2 ( $t=0.994$ ,  $0.288$ ;  $p>0.05$ ). However, the PHQ-9 score at T2 was significantly higher than the score at T1 ( $t=-10.812$ ,  $p<0.001$ ). Through multiple linear regression analysis, we found that the following traits could predict higher GAD-7 and PHQ-9 scores at T2: male sex, single marital status, nurses with lower professional technical titles, and healthcare workers having a history of psychosis, treating seriously ill patients, having relatively poor self-perceived health, caring for patients who died, having family members who had been infected with COVID-19.

**Conclusions:** The results indicate that the depression levels of these special healthcare workers increased in the long term, and the initial demographics and experiences related to the pandemic played an important role in predicting their long-term poor mental health. In the future, more appropriate psychological decompression training should be provided for these special healthcare workers.

**Keywords:** Anxiety; COVID-19; Depression; Healthcare workers; Longitudinal change

### Strengths and limitations of this study

- The participants included in this study sample had some homogeneity in their roles in the assistance work, which could guarantee that the conclusion can be extended to this special group.
- The prospective study design (1 year of follow-up for the same sample) could help us to understand the participants' long-term mental health changes compared with their initial data, which could also indicate the defeating work during the COVID-19 pandemic.
- The study used the snowball sampling method and followed the voluntary principle to recruit subjects, which did not include the data of those who were not willing to expose their mental status considering the social influence.
- The data were self-reported, and therefore, the participants' mental health could only represent the probability of anxiety and depression, and could not represent the diagnosis.

## 1. Introduction

The COVID-19 outbreak beginning in late 2019 has been spreading for over two years. Reports have suggested that the pandemic has resulted in negative emotions among the public.<sup>1 2</sup> Even before the outbreak, healthcare workers tended to have long working hours, substantial work stress, and emotional fatigue, putting them at higher risk of mental disorders than others who work in non-healthcare areas.<sup>3 4</sup> After the sudden outbreak of COVID-19, the shortage of personal protective equipment (PPE) and the need for professional skills exacerbated the stress that healthcare workers were already experiencing. Thus, negative mental health outcomes were anticipated.<sup>5 6</sup> However, many healthcare workers risked their lives by voluntarily travelling to the worst-hit area, Hubei Province, to support anti-pandemic work. It was reported that there were 25633 voluntary medical workers from outside the Hubei area who offered medical assistance in the province beginning on January 24, 2020.<sup>7</sup>

To date, many studies have reported that the mental health of front-line healthcare workers has been affected by the pandemic,<sup>8 9</sup> with rates of anxiety and depression ranging from 12 to 23% and 15 to 27%, respectively.<sup>10 11</sup> Other studies have investigated Chinese medical staff who had direct contact with COVID-19 patients and found that they were at high risk of psychopathology and were experiencing high rates of anxiety symptoms.<sup>11 12</sup> However, these studies were all cross-sectional studies that were conducted during the initial phase of the outbreak. Maunder et al. found that those who provided healthcare for SARS patients continued to experience substantial long-term psychological distress,<sup>13</sup> and Matua et al. also revealed that the impact on mental health caused by the Ebola pandemic persisted for a long time after the acute outbreak.<sup>14</sup> Considering the pervasive and profound impact of large-scale outbreaks on the mental health of front-line healthcare workers,<sup>15</sup> it is vital to conduct longitudinal surveys that could help us to understand the changes in their mental health and the profound impact of the ongoing pandemic.

After reviewing the latest studies investigating the longitudinal changes in the mental health of healthcare workers, we found that most studies focused on the 1-4 months following the initial outbreak. They found that healthcare workers' self-perceived job performance deteriorated over time, and they presented with common mental disorders.<sup>16-18</sup> Their poor psychological well-being was generally stable over time but sometimes increased.<sup>19 20</sup> To our knowledge, the longest time interval studied was 8 months post-outbreak, where researchers found that during repeated outbreaks in Japan, the psychological distress in healthcare workers remained elevated and at the same level as that in the first wave of the COVID-19 outbreak.<sup>21</sup>

The COVID-19 pandemic is showing signs of repeated outbreaks worldwide and of gradually becoming an ongoing battle for healthcare workers. It is important to understand the long-term impact on this population, especially for healthcare workers who voluntarily went to Hubei and were in contact with COVID-19 patients. Because the condition of the initial outbreak of COVID-19 was unknown, it might have become an obvious source of stress for these healthcare workers, and it was reported that a similar major disaster's impact on mental health might last for a long period of time.<sup>22</sup> Therefore, we designed this longitudinal study to identify the mental health changes in healthcare workers 1 year after the first outbreak and to explore what factors in the initial phase influenced their mental health. These findings, in turn, may help guide the creation of a psychological crisis intervention system to deal with similar situations in the future.

## 2. Methods

### *Design*

This longitudinal online survey began on February 8, 2020, using the snowball sampling method, and the first phase ended on February 22, 2020 (T1). The follow-up survey was conducted from February 8 to February 22, 2021 (T2, nearly one year after the first outbreak of COVID-19 in China). The snowball sampling method was used to distribute the questionnaires online. Because of the convenience of the network and to acquire the latest information of these subjects, we chose the WeChat platform to distribute the first questionnaire to a group of healthcare workers who travelled to Hubei to offer medical aid. We also encouraged those who completed the questionnaires to forward the link to other healthcare workers who would do the same. Informed consent was obtained on the first page of our questionnaires, and only when the participant clicked the button to consent could he or she access the survey. If an individual did not agree to participate, the survey would close automatically. To acquire longitudinal data, we included an invitation at the end of the survey to participate in the follow-up survey. Those who agreed to participate in the follow-up survey needed to leave their WeChat account information, which was used to deliver the second survey. The research was reviewed and approved by the Institutional Review Board of the medical centre.

### *Participants*

Only healthcare workers from outside of the Hubei area who went to the province to provide medical assistance were selected as our subjects. A total of 1260 participants returned valid questionnaires in the first survey. Among them, only 1098 provided their WeChat account information for the next survey. After we delivered the second survey link through WeChat, 963 subjects returned valid questionnaires. The rate of loss to follow-up was 23.6% (297/1260). There were no systematic differences in demographic characteristics among the subjects who dropped out at T2.

### *Measurements*

All the questionnaires used in our research were self-reported. The specific scales included (1) demographics and experiences related to the pandemic questionnaire, including gender/sex, age, marital status, highest education level, professional technical title, occupation (physician or nurse), history of psychosis, self-perceived health conditions (1 indicated a very good physical condition; 2 indicated good; 3 indicated average; 4 indicated poor; 5 indicated very poor), number of working years, whether the COVID-19 patients they had treated died, whether they nursed/treated seriously ill COVID-19 patients, and whether their family members had been infected with COVID-19. This questionnaire was completed only at T1; (2) the Self-Rating Scale of Sleep (SRSS),<sup>23</sup> which is composed of 10 items with scores of 1-5 points per item. The higher the score was, the worse the participant's sleep problems. According to the report, the Chinese public's average score was  $22.14 \pm 5.48$ ;<sup>24</sup> (3) the Generalized Anxiety Scale (GAD-7) and the 9-item Patient Health Questionnaire (PHQ-9),<sup>25 26</sup> which are the simplest scales used to evaluate levels of anxiety and depression. The GAD-7 consists of 7 items that receive 0-3 points each. The cut-off points for mild/moderate/severe anxiety were 5, 10, and 15, respectively. The PHQ-9 is composed of 9 items that receive 0-3 points each. The cut-off points for mild/moderate/moderately severe/severe depression were 5, 10, 15, and 20, respectively.

### *Statistical analysis*

Descriptive statistics were computed for all variables. The mean scores were then used for

comparison among groups using paired T test statistics. The chi-square test was used to detect the differences in levels of anxiety and depression at different time points. Because the total GAD-7 and PHQ-9 scores were both close to a normal distribution, we used multiple linear regression with the stepwise method to screen the influencing factors for anxiety and depression. A P value of < 0.05 was considered statistically significant. All statistical analyses were carried out using the Statistical Package for Social Science (version 11.0, IBM Corp).

#### ***Patient and Public Involvement***

No patient involved.

### **3. Results**

#### ***Demographic data***

There were 963 subjects who completed both surveys, among whom 521 were male and 442 were female. The age range was 23-40 years old, with an average age of  $30.33 \pm 4.48$  years. Regarding marital status, 488 subjects were married, and 475 were unmarried. Among them, there were 702 nurses and 261 physicians (all of them were clinical physicians). The number of working years of all subjects ranged from 2 to 20 years, with an average of  $8.63 \pm 4.44$  years. Eighty-one subjects reported a history of psychosis, including 69 with anxiety disorder and 12 with depression (all psychosis should be diagnosed by psychiatrists). Other demographic details and experiences related to the pandemic are shown in Table 1.

Table 1. The distribution of demographic characteristic and pandemic experiences (n=963).

Variables and assignment	Means / N (%)
<b>Gender</b>	
Man (1)	521 (54.1)
Woman (2)	442 (45.9)
<b>Ages (years)</b>	$30.33 \pm 4.48$
<b>Marriage</b>	
Unmarried (1)	475 (49.3)
Married (2)	488 (50.7)
Widowed (3)	0
<b>Highest Education</b>	
Secondary (1)	70 (7.3)
Junior (2)	351 (36.4)
Undergraduate (3)	484 (50.3)
Graduate (4)	58 (6.0)
<b>Professional technical title</b>	
Novice (1)	518 (53.8)
Middle (2)	361 (37.5)
Senior (3)	84 (8.7)
<b>Occupation</b>	
Nurse (2)	702 (72.9)
Physician (1)	261 (27.1)

<b>History of psychosis</b>		
Yes (1)		81 (8.4)
No (2)		882 (91.6)
<b>Self-perceived health conditions</b>		
Very good (1)		224 (23.3)
Good (2)		598 (62.1)
Average (3)		141 (14.6)
Poor (4)		0
Very poor (5)		0
<b>Working years (years)</b>		8.63 ± 4.44
<b>Whether the patients they treated had died</b>		
Yes (1)		306 (31.8)
No (2)		657 (68.2)
<b>Whether nursed/treated seriously ill patients with COVID-19</b>		
Yes (1)		908 (94.3)
No (2)		55 (5.7)
<b>Whether their family members had been infected with COVID-19</b>		
Yes (1)		31 (3.2)
No (2)		932 (96.8)

### *The SRSS, GAD-7, and PHQ-9 scores at different time points*

Overall, the mean SRSS score of all the subjects was significantly higher than the national norm of the SRSS ( $22.14 \pm 5.48$ ) at both T1 and T2 ( $t=14.656, 14.064$ ;  $p<0.001$ ), indicating that the subjects' sleep quality was poor. The mean GAD-7 and PHQ-9 scores at T1 and T2 both indicated moderate anxiety and moderate depression among all the subjects.

When looking into the longitudinal changes in the scores of these three scales, there were no significant differences in the SRSS scores or in the GAD-7 scores between T1 and T2 ( $t=0.994, 0.288$ ;  $p>0.05$ ), which means the sleep quality and the anxiety levels of the subjects did not show significant changes. However, the PHQ-9 score at T2 was significantly higher than the score at T1 ( $t=-10.812, p<0.001$ ), which demonstrates that the depressive symptoms of the subjects had further deteriorated. The detailed data of the three scales are listed in Table 2.

Table 2. The disparity between the two time-points on the mean scores of SRSS, GAD-7, and PHQ-9 (n = 963).

	T1 (Mean± SD)	T2 (Mean± SD)	t	P
<b>SRSS</b>	25.20 ± 6.48	24.91 ± 6.12	0.994	0.320
<b>GAD-7</b>	13.04 ± 3.87	13.03 ± 3.80	0.288	0.774
<b>PHQ-9</b>	14.70 ± 4.70	14.96 ± 4.62	-10.812	<0.001

### ***The rates of different degrees of anxiety and depression at different time points***

We used the chi-square test to determine the differences in the rates of different degrees of anxiety and depression over time and found that there were no significant differences in the rates of mild, moderate, and severe anxiety at the two time points ( $\chi^2 = 1.399; 1.528; 0.083$ ,  $df = 1$ ,  $p > 0.05$ ). The rates of mild depression showed a significant decrease from T1 to T2 ( $\chi^2 = 6.687$ ,  $df = 1$ ,  $p = 0.012$ ), and no significant change was found in the rates of other levels of depression ( $\chi^2 = 0.052; 3.823; 0.019$ ,  $df = 1$ ,  $p > 0.05$ ). The detailed comparison results and the distribution of severity of anxiety and depression are listed in Table 3 and Figure 1.

Table 3. The rates of different degrees of anxiety and depression symptoms among different time points (n = 963).

	T1	T2	$\chi^2$	P
	% (n)	% (n)		
<b>GAD-7</b>				
No anxiety	0	0	-	-
Mild anxiety	21.7 (209)	19.5 (188)	1.399	0.260
Moderate anxiety	43.8 (422)	46.6 (449)	1.528	0.234
Severe anxiety	34.5 (332)	33.9 (326)	0.083	0.810
<b>PHQ-9</b>				
No depression	0	0	-	-
Mild depression	12.5 (120)	8.8 (85)	6.687	0.012
Moderate depression	50.1 (482)	49.5 (477)	0.052	0.855
Moderately severe depression	24.8 (239)	28.9 (277)	3.823	0.057
Severe depression	12.7 (122)	12.9 (124)	0.019	0.946

### ***Multiple linear regression analysis of long-term influencing factors of the GAD-7 and PHQ-9 total scores***

To build the prediction model, we included all the demographic variables and experiences related to the pandemic as independent variables. The assignments of all variables are shown in Table 1. Because sleep quality is usually associated with anxiety and depression, we also considered the SRSS score at T1 as one of the independent variables.

Through multiple linear regression, we found that the following factors could predict higher GAD-7 and PHQ-9 scores at T2: male sex, unmarried marital status, having a job title of nurse or a lower professional technical title, having a history of psychosis, having nursed/treated seriously ill COVID-19 patients, having relatively poor self-perceived health conditions, having the patients they treated die, and having family members infected with COVID-19. Subjects with fewer working years showed higher GAD-7 scores, and younger respondents showed higher PHQ-9 scores. The F values (11, 951) in the regression equation were 120.160 and 271.902 ( $P < 0.001$ ) for the GAD-7 and PHQ-9 scores, respectively. The adjusted R squared values were 0.577 and 0.756, which means that the screened influencing factors could effectively explain 57.7% and 75.6% of the variance in the two models. The results of the influencing factors of the GAD-7 and PHQ-9 scores are listed in Table 4 and Table 5.

Table 4. The multiple linear regression analysis of influencing factors of GAD-7.

Variable	Regression coefficients	Standard error of regression coefficient	Standardized regression coefficient	<i>t</i>	<i>P</i>	95% <i>CI</i>
Constant	26.394	1.432		18.432	< 0.001	(23.584, 29.204)
Gender	-3.402	0.195	-0.446	-17.406	< 0.001	(-3.786, -3.019)
History of psychosis	-3.340	0.359	-0.244	-9.308	< 0.001	(-4.044, -2.636)
Whether nursed/treated seriously ill patients with COVID-19	-6.174	0.392	-0.377	-15.732	< 0.001	(-6.945, -5.404)
Self-perceived health conditions	2.234	0.158	0.359	14.169	< 0.001	(1.925, 2.544)
Whether the patients they treated had died	-2.195	0.240	-0.269	-9.142	< 0.001	(-2.666, -1.724)
Whether their family members had been infected with COVID-19	-2.700	0.537	-0.125	-5.030	< 0.001	(-3.753, -1.646)
Marriage	-0.732	0.222	-0.096	-3.292	0.001	(-1.168, -0.296)
Occupation	1.731	0.301	0.202	5.748	< 0.001	(1.140, 2.322)
Professional technical title	-1.551	0.253	-0.265	-6.126	< 0.001	(-2.047, -1.054)
Working years	-0.091	0.029	-0.106	-3.165	0.002	(-0.147, -0.035)

F (11, 951) = 120.160 (P < 0.001), R = 0.763, R<sup>2</sup> = 0.577

Table 5. The multiple linear regression analysis of influencing factors of PHQ-9.

Variable	Regression coefficients	Standard error of regression coefficient	Standardized regression coefficient	<i>t</i>	<i>P</i>	95% <i>CI</i>
Constant	37.648	1.618		23.267	< 0.001	(34.472, 40.823)
Gender	-1.482	0.196	-0.160	-7.559	< 0.001	(-1.866, -1.097)
History of psychosis	-10.461	0.332	-0.629	-31.543	< 0.001	(-11.112, -9.811)
Whether nursed/treated seriously ill patients with	-5.280	0.350	-0.266	-15.069	< 0.001	(-5.967, -4.592)

## COVID-19

Self-perceived health conditions	1.930	0.150	0.255	12.879	<	(1.636, 2.224 )
Whether the patients they treated had died	-2.232	0.220	-0.225	-10.164	<	(-2.662, -1.801)
Whether their family members had been infected with COVID-19	-4.217	0.510	-0.161	-8.272	<	(-5.218, -3.217)
Marriage	-1.480	0.216	-0.160	-6.858	<	(-1.903, -1.056 )
Occupation	1.283	0.278	0.124	4.619	<	(0.738, 1.829 )
Professional technical title	-2.221	0.292	-0.313	-7.608	<	(-2.794, -1.648)
Age	-0.350	0.043	-0.340	-8.129	<	(-0.434, -0.265 )

$F(11, 951) = 271.902$  ( $P < 0.001$ ),  $R = 0.871$ ,  $R^2 = 0.756$

#### 4. Discussion

Through this longitudinal survey, we discovered that one year after the first outbreak of the pandemic, sleep quality and anxiety levels remained stable among the 963 health care workers who voluntarily went to Hubei to provide medical support, while their levels of depression showed an obvious increase compared with their condition in their first month of assistance. Initial demographics including gender/sex, marital status, occupation, professional technical titles, psychosis history and their experiences with pandemic-defeating work might predict the degree of anxiety and depression in the long term.

Notably, compared with the score at T1, the mean SRSS score showed no significant change one year after our subjects' assistance missions during the outbreak of COVID-19, both of which were significantly worse than that of the national norm, which demonstrates that the sleep quality of our subjects remains poor although they have been back to their own workplace for a long time. One study investigating the impact of assistance work on healthcare workers discovered that poor sleep quality was still common one month after they arrived in Hubei during the COVID-19 outbreak,<sup>17</sup> which was similar to our finding. However, no literature continues to study how their sleep quality changes one year later, and our results could make up the margin. The reason why their sleep quality was still poor over a long period of time might depend on the nature of their job, such as over-loaded work,<sup>27</sup> and the night-shift rules,<sup>28</sup> which can make their sleep poor, while the subsequent repeated outbreaks of COVID-19 in different scales in China keep them at high alert, which might also be related to their poor sleep quality.<sup>28</sup>

With regard to the mean scores on the GAD-7 and PHQ-9, we found that the respondents' anxiety scores did not show significant changes from T2 to T1, while their depression scores increased significantly, and all of them had a moderate level of depression, which indicated that the mental health of these healthcare workers was still poor one year later, and that the pandemic's impact on this special group might persist for a long time. To our surprise, no respondents reported



1  
2  
3 themselves as having no anxiety and/or depressive symptoms in either survey. Many studies have  
4 revealed that the prevalence of anxiety and depressive symptoms in medical staff working in the areas  
5 most affected by the COVID-19 pandemic was high;<sup>12 29-31</sup> the prevalence of anxiety ranged from  
6 23-34%, and the prevalence of depression ranged from 15-27% according to various  
7 meta-analyses.<sup>32-34</sup> The reason for the obviously different prevalence of anxiety and depression  
8 symptoms in our results might be due to the different tools used and the different stages in which the  
9 surveys were conducted.<sup>35</sup> The subjects in our study belong to the special group who had to face the  
10 unknown new virus, and many of them may not have had previous experience with a serious  
11 pandemic; the complex COVID-19 facing environments in the new workplace and the strict  
12 closed-loop management during their time in Hubei might have caused them more emotional  
13 stress.<sup>36</sup> Hence, it is not surprising that all of the healthcare workers showed some extent of anxiety  
14 and depression symptoms in the initial phase.

15  
16  
17  
18  
19 However, after their return, we uniquely found that they continued to have high levels of anxiety  
20 and depression. López et al. found that from the first measurement to the four-month follow-up in  
21 their study, more healthcare workers presented anxiety and depression during the pandemic.<sup>16</sup> Because  
22 there was no literature investigating the long-term impact of COVID-19 on healthcare workers, we  
23 could only refer to the experiences of past pandemics when setting up our research. We know that the  
24 symptoms of anxiety and depression were still common among healthcare workers within one to three  
25 years after the SARS outbreak.<sup>37 38</sup> We could see the profound and persistent impact caused by that  
26 pandemic. However, there are differences between COVID-19 and SARS. COVID-19 has been  
27 repeatedly ongoing, which might keep healthcare workers in a constant state of being alert or  
28 preparing for outbreaks, guarding against unexpected contacts, and facing the risk of infection or  
29 transmission to their family members,<sup>39 40</sup> which could be torturous and exhausting. Therefore, the  
30 mental health of our subjects remained poor one year later. When looking at the depression score, it  
31 deteriorated further at T2, and more subjects reported moderately severe depression at T2, which  
32 indicates that the degree of depression worsened over time. One probable reason might be the delayed  
33 reaction caused by serious disaster-related events.<sup>41 42</sup> Another reason might be the recession of  
34 anxiety. Healthcare workers with an overload of emotional pressure may become exhausted; as time  
35 passes, they do not have enough energy to worry, and they gradually develop more severe  
36 depression.<sup>43</sup>

37  
38  
39  
40  
41  
42 According to our results, the long-term influencing factors for anxiety and depressive symptoms  
43 were similar regarding aspects of experiences related to COVID-19, including having nursed/treated  
44 seriously ill COVID-19 patients, having the patients they treated die, and having family members  
45 infected with COVID-19, which could predict the prevalence of anxiety and depression in our  
46 subjects. Other reports also revealed that poorer mental health was associated with managing  
47 COVID-19 patients and family exposure to COVID-19.<sup>19 44</sup>

48  
49  
50 Regarding demographic factors, we found that healthcare workers with a history of psychosis  
51 were more prone to show anxiety and depressive symptoms, which was similar to the findings of  
52 other studies.<sup>13 16 17</sup> We also discovered that those who thought of themselves as having relatively  
53 poor health experienced more anxiety and depression, which was similar to the findings of Manara et  
54 al.<sup>45</sup> Another factor screened was gender/sex, and we found that male healthcare workers tended to  
55 report more anxiety and depression symptoms, which was contrary to previous studies.<sup>46 47</sup> The  
56 reason may be that the age of male aid workers is generally older, and their physical strength and  
57 energy recovery level would therefore not be as fast as that of young women. Thus, they are more  
58  
59  
60

1  
2  
3 prone to fatigue. In addition, women are considered to be more willing to express their feelings  
4 through language than men,<sup>48</sup> which might seem to be another kind of emotional release leading to  
5 less negative emotions being stored.<sup>49</sup>  
6

7 Individuals with other factors, including being unmarried, being a nurse, and having a lower  
8 professional technical title, were prone to present greater anxiety and depression, which was in  
9 contrast to Cai et al.'s report.<sup>50</sup> We all know that communication with family and companions are  
10 important sources of social support,<sup>51</sup> but unmarried individuals do not have the support of spouses.  
11 Due to the large number of infected patients in Hubei Province, more nurses were required to care for  
12 them and to conduct clinical treatment activities, such as blood sampling, infusions and medication  
13 distribution. The great workload undoubtedly added more pressure for nurses than physicians, and the  
14 nurses were relatively young with lower professional technical titles and less experience, making  
15 them vulnerable to distress.<sup>44</sup> Finally, we found that healthcare workers with fewer working years  
16 were more likely to become anxious, and younger individuals were more likely to become depressed,  
17 which was similar to previous findings.<sup>13 44 46</sup>  
18  
19  
20  
21  
22

## 23 Conclusions

24  
25  
26 The COVID-19 outbreak beginning in late 2019 has been spreading for almost 2 years. After the  
27 sudden outbreak of COVID-19, the shortage of PPE placed additional stress on professional  
28 healthcare workers. However, there has been little information on the changes in the mental health of  
29 healthcare workers who went to Hubei to offer assistance. This is the first study investigating the  
30 longitudinal mental health of front-line healthcare workers who went to Hubei to assist other health  
31 professionals during the initial COVID-19 outbreak and 1 year later. We found that sleep quality and  
32 anxiety levels remained stable among the healthcare workers, while their depression levels showed  
33 obvious increases. The initial demographics and experiences related to the pandemic played an  
34 important role in predicting the long-term mental health of these special healthcare workers.  
35  
36  
37  
38

39 **Acknowledgements:** None.

40 **Contributors:** ND was in charge of this study, supervising the process and of providing expert  
41 opinion. PZ and ND organized the study design and analyzed the data. Collaborators YX and YGL  
42 ensured that questions related to the accuracy or integrity of any part of the work were appropriately  
43 investigated and resolved. CYL and TG participated in conducting the survey and typing the data. PZ  
44 wrote the first draft of the manuscript, and ND critically revised it. PZ, ND, YX, YGL, CYL, and TG  
45 approved the final version of the manuscript.  
46  
47

48 **Funding:** This research received no specific grant from any funding agency in the public,  
49 commercial or not-for-profit sectors  
50

51 **Competing interests:** None declared.

52 **Patient consent for publication:** Not applicable.

53 **Ethics approval:** This study involves human participants and was approved by the  
54 the Institutional Review Board of the Fourth People's Hospital of Chengdu. Participants gave  
55 informed consent to participate in the study before taking part.  
56

57 **Provenance and peer review:** Not commissioned; externally peer reviewed.

58 **Data availability statement:** Data are available on reasonable request.  
59  
60

## References

1. Shigemura J, Ursano RJ, Morganstein JC, et al. Public responses to the novel 2019 coronavirus (2019-nCoV) in Japan: Mental health consequences and target populations. *Psychiatry and clinical neurosciences* 2020;**74**(4):281
2. Yao H, Chen J-H, Xu Y-F. Rethinking online mental health services in China during the COVID-19 epidemic. *Asian journal of psychiatry* 2020;**50**:102015
3. Cheng W-J, Cheng Y. Minor mental disorders in Taiwanese healthcare workers and the associations with psychosocial work conditions. *Journal of the Formosan Medical Association* 2017;**116**(4):300-05
4. West CP, Dyrbye LN, Shanafelt TD. Physician burnout: contributors, consequences and solutions. *Journal of internal medicine* 2018;**283**(6):516-29
5. Gold JA. Covid-19: adverse mental health outcomes for healthcare workers. *BMJ* 2020;**369**:m1815
6. Walton M, Murray E, Christian MD. Mental health care for medical staff and affiliated healthcare workers during the COVID-19 pandemic. *European Heart Journal: Acute Cardiovascular Care* 2020;**9**(3):241-47
7. <http://www.nhc.gov.cn>. National Health Commission of the People's Republic of China 2020,14 February
8. Blake H, Bermingham F, Johnson G, et al. Mitigating the psychological impact of COVID-19 on healthcare workers: a digital learning package. *International journal of environmental research and public health* 2020;**17**(9):2997
9. Xiang Y-T, Yang Y, Li W, et al. Timely mental health care for the 2019 novel coronavirus outbreak is urgently needed. *The lancet psychiatry* 2020;**7**(3):228-29
10. Lamb D, Gnanapragasam S, Greenberg N, et al. Psychosocial impact of the COVID-19 pandemic on 4378 UK healthcare workers and ancillary staff: initial baseline data from a cohort study collected during the first wave of the pandemic. *Occupational and Environmental Medicine* 2021;**78**(11):801-08
11. Lai J, Ma S, Wang Y, et al. Factors associated with mental health outcomes among health care workers exposed to coronavirus disease 2019. *JAMA network open* 2020;**3**(3):e203976-e76
12. Liu C-Y, Yang Y-z, Zhang X-M, et al. The prevalence and influencing factors in anxiety in medical workers fighting COVID-19 in China: a cross-sectional survey. *Epidemiology & Infection* 2020;**148**:E98
13. Maunder RG, Lancee WJ, Balderson KE, et al. Long-term psychological and occupational effects of providing hospital healthcare during SARS outbreak. *Emerging infectious diseases* 2006;**12**(12):1924
14. Matua GA, Van der Wal DM. Living under the constant threat of Ebola: a phenomenological study of survivors and family caregivers during an Ebola outbreak. *Journal of Nursing Research* 2015;**23**(3):217-24
15. Busch IM, Moretti F, Mazzi M, et al. What we have learned from two decades of epidemics and pandemics: a systematic review and meta-analysis of the psychological burden of frontline healthcare workers. *Psychotherapy and psychosomatics* 2021;**90**(3):178-90
16. López Steinmetz LC, Herrera CR, Fong SB, et al. A longitudinal study on the changes in mental health of healthcare workers during the COVID-19 pandemic. *Psychiatry* 2021:1-16

17. Zhou Y, Ding H, Zhang Y, et al. Prevalence of poor psychiatric status and sleep quality among frontline healthcare workers during and after the COVID-19 outbreak: a longitudinal study. *Translational psychiatry* 2021;**11**(1):1-6
18. Que J, Le Shi JD, Liu J, et al. Psychological impact of the COVID-19 pandemic on healthcare workers: a cross-sectional study in China. *General psychiatry* 2020;**33**(3):e100259
19. Jordan J-A, Shannon C, Browne D, et al. COVID-19 Staff Wellbeing Survey: longitudinal survey of psychological well-being among health and social care staff in Northern Ireland during the COVID-19 pandemic. *BJPsych Open* 2021;**7**(5):E159
20. Sasaki N, Kuroda R, Tsuno K, et al. The deterioration of mental health among healthcare workers during the COVID-19 outbreak: A population-based cohort study of workers in Japan. *Scandinavian journal of work, environment & health* 2020;**46**(6):639
21. Sasaki N, Asaoka H, Kuroda R, et al. Sustained poor mental health among healthcare workers in COVID-19 pandemic: A longitudinal analysis of the four-wave panel survey over 8 months in Japan. *Journal of occupational health* 2021;**63**(1):e12227
22. Chen PJ, Pusica Y, Sohaei D, et al. An overview of mental health during the COVID-19 pandemic. *Diagnosis* 2021;**8**(4):403-12
23. Li J-Y. Seff--Rating Scale of Sleep(SRSS). *China journal of health psychology* 2012;**20**(12):1851
24. Li J-Y, Duan S-F, Zhang J-J, et al. Analysis rating of sleep state of 13273 normal persons. *Health psychology journal* 2000;**8**(3):351-53
25. He X-Y, Li C-B, Qian J, et al. Reliability and validity of a generalized anxiety disorder scale in general hospital outpatients. *Shanghai Arch Psychiatry* 2010;**22**(4):200-03
26. Martin A, Rief W, Klaiberg A, et al. Validity of the brief patient health questionnaire mood scale (PHQ-9) in the general population. *General hospital psychiatry* 2006;**28**(1):71-77
27. Abdalla M, Chiuзан C, Shang Y, et al. Factors Associated with Insomnia Symptoms in a Longitudinal Study among New York City Healthcare Workers during the COVID-19 Pandemic. *International Journal of Environmental Research and Public Health* 2021;**18**(17):8970
28. Ganesan S, Magee M, Stone JE, et al. The impact of shift work on sleep, alertness and performance in healthcare workers. *Scientific reports* 2019;**9**(1):1-13
29. Liang Y, Wu K, Zhou Y, et al. Mental health in frontline medical workers during the 2019 novel coronavirus disease epidemic in China: a comparison with the general population. *International journal of environmental research and public health* 2020;**17**(18):6550
30. Morgantini LA, Naha U, Wang H, et al. Factors contributing to healthcare professional burnout during the COVID-19 pandemic: a rapid turnaround global survey. *PloS one* 2020;**15**(9):e0238217
31. Zerbini G, Ebigbo A, Reicherts P, et al. Psychosocial burden of healthcare professionals in times of COVID-19—a survey conducted at the University Hospital Augsburg. *GMS German Medical Science* 2020;**18**:Doc05
32. Krishnamoorthy Y, Nagarajan R, Saya GK, et al. Prevalence of psychological morbidities among general population, healthcare workers and COVID-19 patients amidst the COVID-19 pandemic: A systematic review and meta-analysis. *Psychiatry research* 2020;**293**:113382
33. Batra K, Singh TP, Sharma M, et al. Investigating the psychological impact of COVID-19 among healthcare workers: a meta-analysis. *International Journal of Environmental Research and Public Health* 2020;**17**(23):9096

- 1
- 2
- 3
- 4 34. Pappa S, Ntella V, Giannakas T, et al. Prevalence of depression, anxiety, and insomnia among
- 5 healthcare workers during the COVID-19 pandemic: A systematic review and meta-analysis.
- 6 *Brain, behavior, and immunity* 2020;**88**:901-07
- 7
- 8 35. Leung GM, Ho L-M, Chan SK, et al. Longitudinal assessment of community psychobehavioral
- 9 responses during and after the 2003 outbreak of severe acute respiratory syndrome in Hong
- 10 Kong. *Clinical Infectious Diseases* 2005;**40**(12):1713-20
- 11
- 12 36. Liu H, Liu J, Chen M, et al. Sleep problems of healthcare workers in tertiary hospital and
- 13 influencing factors identified through a multilevel analysis: a cross-sectional study in China.
- 14 *BMJ open* 2019;**9**(12):e032239
- 15
- 16 37. McAlonan GM, Lee AM, Cheung V, et al. Immediate and sustained psychological impact of an
- 17 emerging infectious disease outbreak on health care workers. *The Canadian Journal of*
- 18 *Psychiatry* 2007;**52**(4):241-47
- 19
- 20 38. Wu P, Fang Y, Guan Z, et al. The psychological impact of the SARS epidemic on hospital
- 21 employees in China: exposure, risk perception, and altruistic acceptance of risk. *The Canadian*
- 22 *Journal of Psychiatry* 2009;**54**(5):302-11
- 23
- 24 39. Wang H, Huang D, Huang H, et al. The psychological impact of COVID-19 pandemic on medical
- 25 staff in Guangdong, China: a cross-sectional study. *Psychological medicine* 2020:1-9
- 26
- 27 40. Ji D, Ji Y-J, Duan X-Z, et al. Prevalence of psychological symptoms among Ebola survivors and
- 28 healthcare workers during the 2014-2015 Ebola outbreak in Sierra Leone: a cross-sectional
- 29 study. *Oncotarget* 2017;**8**(8):12784
- 30
- 31 41. Ran M-S, Zhang Z, Fan M, et al. Risk factors of suicidal ideation among adolescents after
- 32 Wenchuan earthquake in China. *Asian journal of psychiatry* 2015;**13**:66-71
- 33
- 34 42. Rogers JP, Chesney E, Oliver D, et al. Psychiatric and neuropsychiatric presentations associated
- 35 with severe coronavirus infections: a systematic review and meta-analysis with comparison to
- 36 the COVID-19 pandemic. *The Lancet Psychiatry* 2020;**7**(7):611-27
- 37
- 38 43. Du N, Zhou Y-l, Zhang X, et al. Do some anxiety disorders belong to the prodrome of bipolar
- 39 disorder? A clinical study combining retrospective and prospective methods to analyse the
- 40 relationship between anxiety disorder and bipolar disorder from the perspective of biorhythms.
- 41 *BMC psychiatry* 2017;**17**(1):1-16
- 42
- 43 44. Kisely S, Warren N, McMahan L, et al. Occurrence, prevention, and management of the
- 44 psychological effects of emerging virus outbreaks on healthcare workers: rapid review and
- 45 meta-analysis. *Bmj* 2020;**369**:m1642
- 46
- 47 45. Manara DF, Villa G, Korelic L, et al. One-week longitudinal daily description of moral distress,
- 48 coping, and general health in healthcare workers during the first wave of the covid-19
- 49 outbreak in italy: A quantitative diary study. *Acta Biomedica* 2021;**92**:e2021461
- 50
- 51 46. Zhu J, Sun L, Zhang L, et al. Prevalence and influencing factors of anxiety and depression
- 52 symptoms in the first-line medical staff fighting against COVID-19 in Gansu. *Frontiers in*
- 53 *psychiatry* 2020;**11**:386
- 54
- 55 47. Muller RAE, Stensland RSØ, van de Velde RS. The mental health impact of the covid-19 pandemic
- 56 on healthcare workers, and interventions to help them: A rapid systematic review. *Psychiatry*
- 57 *research* 2020;**293**:113441
- 58
- 59 48. Liddon L, Kinglerlee R, Barry JA. Gender differences in preferences for psychological treatment,
- 60 coping strategies, and triggers to help-seeking. *British Journal of Clinical Psychology*
- 2018;**57**(1):42-58

- 1  
2  
3 49. Denton K, Zarbatany L. Age differences in support processes in conversations between friends.  
4 Child Development 1996;**67**(4):1360-73  
5  
6 50. Cai H, Tu B, Ma J, et al. Psychological impact and coping strategies of frontline medical staff in  
7 Hunan between January and March 2020 during the outbreak of coronavirus disease 2019  
8 (COVID-19) in Hubei, China. Medical science monitor: international medical journal of  
9 experimental and clinical research 2020;**26**:e924171  
10  
11 51. Wang J, Mann F, Lloyd-Evans B, et al. Associations between loneliness and perceived social  
12 support and outcomes of mental health problems: a systematic review. BMC psychiatry  
13 2018;**18**(1):1-16  
14  
15  
16  
17  
18  
19  
20  
21  
22  
23  
24  
25  
26  
27  
28  
29  
30  
31  
32  
33  
34  
35  
36  
37  
38  
39  
40  
41  
42  
43  
44  
45  
46  
47  
48  
49  
50  
51  
52  
53  
54  
55  
56  
57  
58  
59  
60

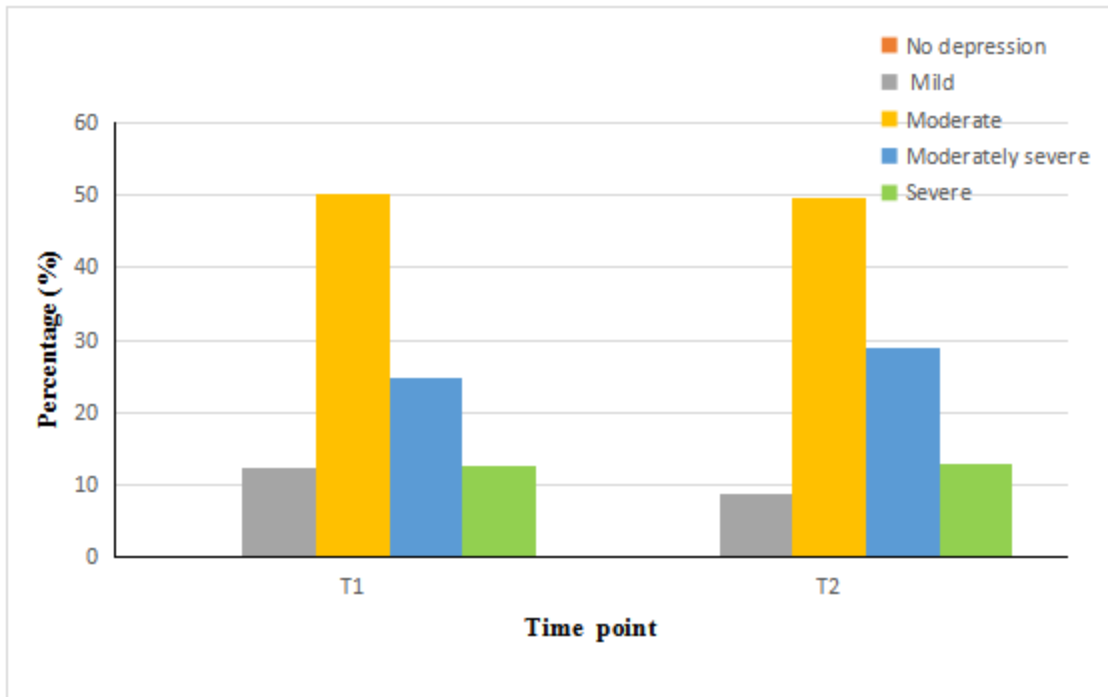
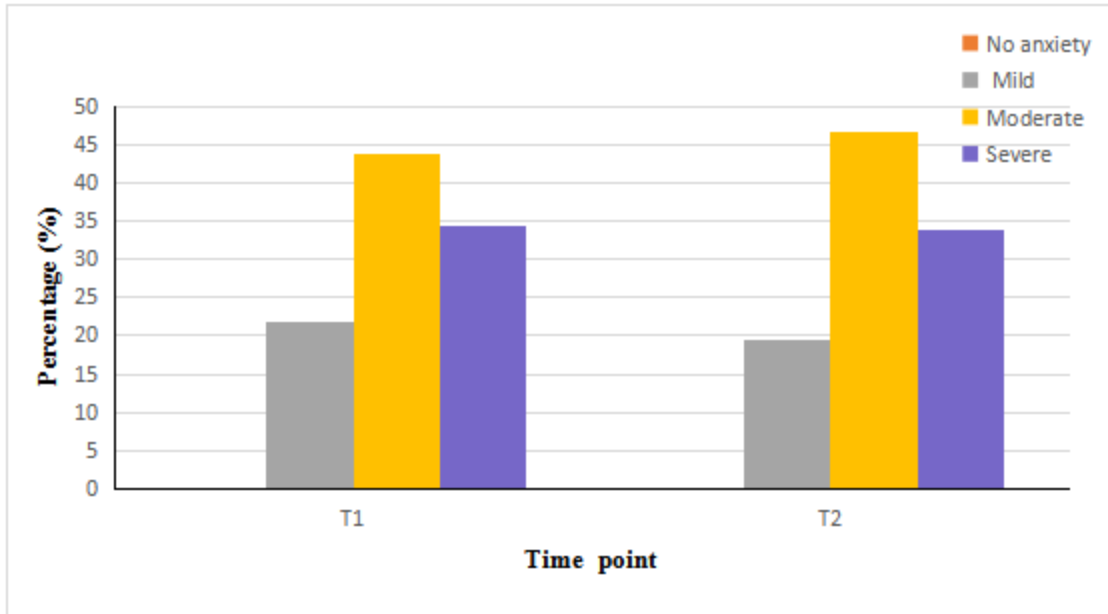
For peer review only

Figure legend:

Figure 1. The distribution of severity of anxiety and depression over time. The first figure stands for the anxiety level, and the second one stands for the depression level.

For peer review only

1  
2  
3  
4  
5  
6  
7  
8  
9  
10  
11  
12  
13  
14  
15  
16  
17  
18  
19  
20  
21  
22  
23  
24  
25  
26  
27  
28  
29  
30  
31  
32  
33  
34  
35  
36  
37  
38  
39  
40  
41  
42  
43  
44  
45  
46  
47  
48  
49  
50  
51  
52  
53  
54  
55  
56  
57  
58  
59  
60





## STROBE Statement—checklist of items that should be included in reports of observational studies

	Item No	Recommendation	Page No
<b>Title and abstract</b>	1	(a) Indicate the study's design with a commonly used term in the title or the abstract	1
		(b) Provide in the abstract an informative and balanced summary of what was done and what was found	2
<b>Introduction</b>			
Background/rationale	2	Explain the scientific background and rationale for the investigation being reported	3
Objectives	3	State specific objectives, including any prespecified hypotheses	3
<b>Methods</b>			
Study design	4	Present key elements of study design early in the paper	4
Setting	5	Describe the setting, locations, and relevant dates, including periods of recruitment, exposure, follow-up, and data collection	3-4
Participants	6	(a) <i>Cohort study</i> —Give the eligibility criteria, and the sources and methods of selection of participants. Describe methods of follow-up <i>Case-control study</i> —Give the eligibility criteria, and the sources and methods of case ascertainment and control selection. Give the rationale for the choice of cases and controls <i>Cross-sectional study</i> —Give the eligibility criteria, and the sources and methods of selection of participants	4
		(b) <i>Cohort study</i> —For matched studies, give matching criteria and number of exposed and unexposed <i>Case-control study</i> —For matched studies, give matching criteria and the number of controls per case	N/A
Variables	7	Clearly define all outcomes, exposures, predictors, potential confounders, and effect modifiers. Give diagnostic criteria, if applicable	4
Data sources/ measurement	8*	For each variable of interest, give sources of data and details of methods of assessment (measurement). Describe comparability of assessment methods if there is more than one group	4
Bias	9	Describe any efforts to address potential sources of bias	4
Study size	10	Explain how the study size was arrived at	4
Quantitative variables	11	Explain how quantitative variables were handled in the analyses. If applicable, describe which groupings were chosen and why	4
Statistical methods	12	(a) Describe all statistical methods, including those used to control for confounding	4
		(b) Describe any methods used to examine subgroups and interactions	N/A
		(c) Explain how missing data were addressed	N/A
		(d) <i>Cohort study</i> —If applicable, explain how loss to follow-up was addressed <i>Case-control study</i> —If applicable, explain how matching of cases and controls was addressed <i>Cross-sectional study</i> —If applicable, describe analytical methods taking account of sampling strategy	4
		(e) Describe any sensitivity analyses	N/A

Continued on next page

<b>Results</b>			
Participants	13 *	(a) Report numbers of individuals at each stage of study—eg numbers potentially eligible, examined for eligibility, confirmed eligible, included in the study, completing follow-up, and analysed	4
		(b) Give reasons for non-participation at each stage	4
		(c) Consider use of a flow diagram	N/A
Descriptive data	14 *	(a) Give characteristics of study participants (eg demographic, clinical, social) and information on exposures and potential confounders	5
		(b) Indicate number of participants with missing data for each variable of interest	4
		(c) <i>Cohort study</i> —Summarise follow-up time (eg, average and total amount)	4
Outcome data	15 *	<i>Cohort study</i> —Report numbers of outcome events or summary measures over time	4
		<i>Case-control study</i> —Report numbers in each exposure category, or summary measures of exposure	N/A
		<i>Cross-sectional study</i> —Report numbers of outcome events or summary measures	N/A
Main results	16	(a) Give unadjusted estimates and, if applicable, confounder-adjusted estimates and their precision (eg, 95% confidence interval). Make clear which confounders were adjusted for and why they were included	5
		(b) Report category boundaries when continuous variables were categorized	6
		(c) If relevant, consider translating estimates of relative risk into absolute risk for a meaningful time period	N/A
Other analyses	17	Report other analyses done—eg analyses of subgroups and interactions, and sensitivity analyses	N/A
<b>Discussion</b>			
Key results	18	Summarise key results with reference to study objectives	9-10
Limitations	19	Discuss limitations of the study, taking into account sources of potential bias or imprecision. Discuss both direction and magnitude of any potential bias	2
Interpretation	20	Give a cautious overall interpretation of results considering objectives, limitations, multiplicity of analyses, results from similar studies, and other relevant evidence	9-10
Generalisability	21	Discuss the generalisability (external validity) of the study results	10
<b>Other information</b>			
Funding	22	Give the source of funding and the role of the funders for the present study and, if applicable, for the original study on which the present article is based	11

\*Give information separately for cases and controls in case-control studies and, if applicable, for exposed and unexposed groups in cohort and cross-sectional studies.

**Note:** An Explanation and Elaboration article discusses each checklist item and gives methodological background and published examples of transparent reporting. The STROBE checklist is best used in conjunction with this article (freely available on the Web sites of PLoS Medicine at <http://www.plosmedicine.org/>, Annals of Internal Medicine at <http://www.annals.org/>, and Epidemiology at <http://www.epidem.com/>). Information on the STROBE Initiative is available at [www.strobe-statement.org](http://www.strobe-statement.org).