


# Additional file 2 Figure S1


**a**

Ti/Tv truth


2.335 90



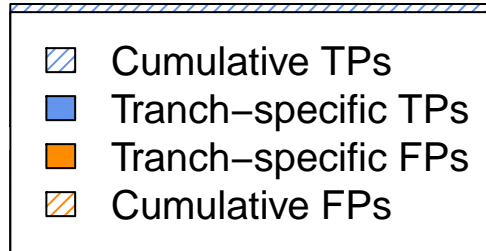

2.273 99



2.216 99.9



1.991 100



0 10000 20000 30000 40000 50000 60000 70000

Number of Novel Variants (1000s)

**b**