

Supplementary Material

## **Patient Preferences in the Management of Wet Age-Related Macular Degeneration: A Conjoint Analysis**

**Authors:** Adrian Skelly<sup>1</sup>; Nicholas Taylor<sup>2</sup>; Christina Fasser<sup>3</sup>; Jean-Pierre Malkowski<sup>1</sup>; Pushpendra Goswamy<sup>1</sup>; Louise Downey<sup>4</sup>

**Affiliations:** <sup>1</sup>Novartis Pharma AG, Basel, Switzerland; <sup>2</sup>Inpharmation, Stokenchurch, United Kingdom; <sup>3</sup>Retina International, Zurich, Switzerland; <sup>4</sup>Hull Royal Infirmary, Hull, United Kingdom

**Corresponding Author details:**

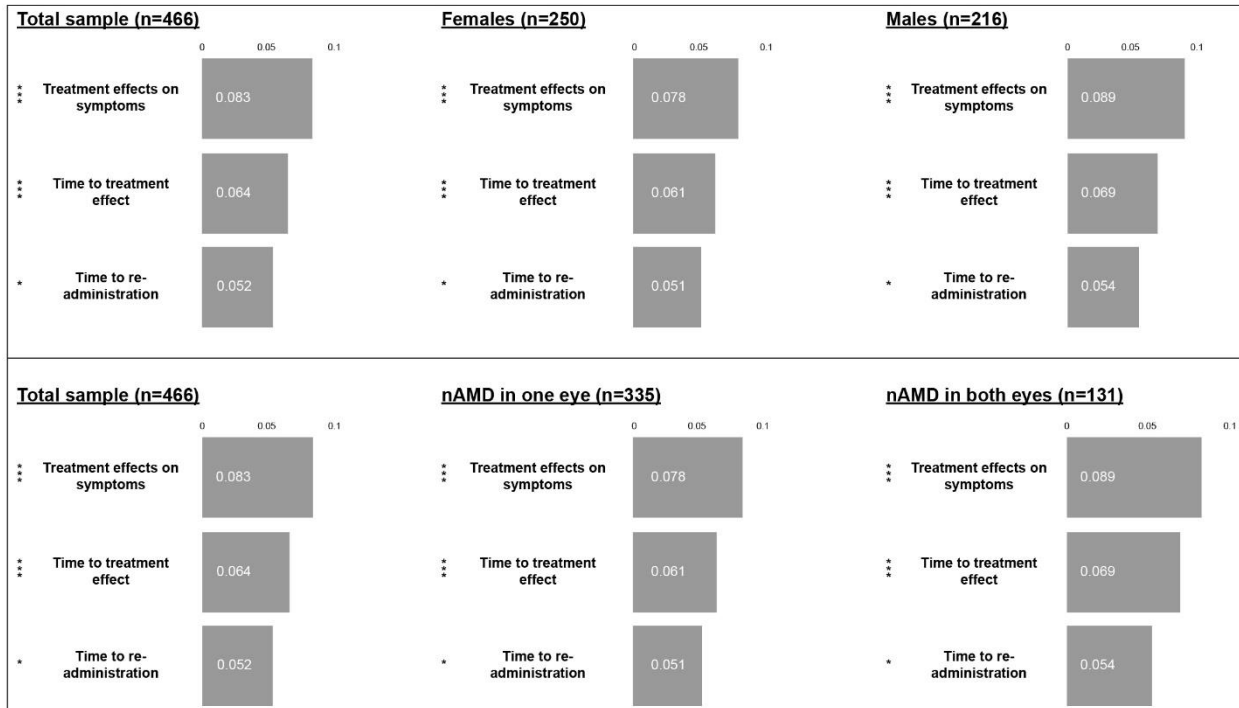
Adrian Skelly

Novartis Pharma AG

Basel, Switzerland

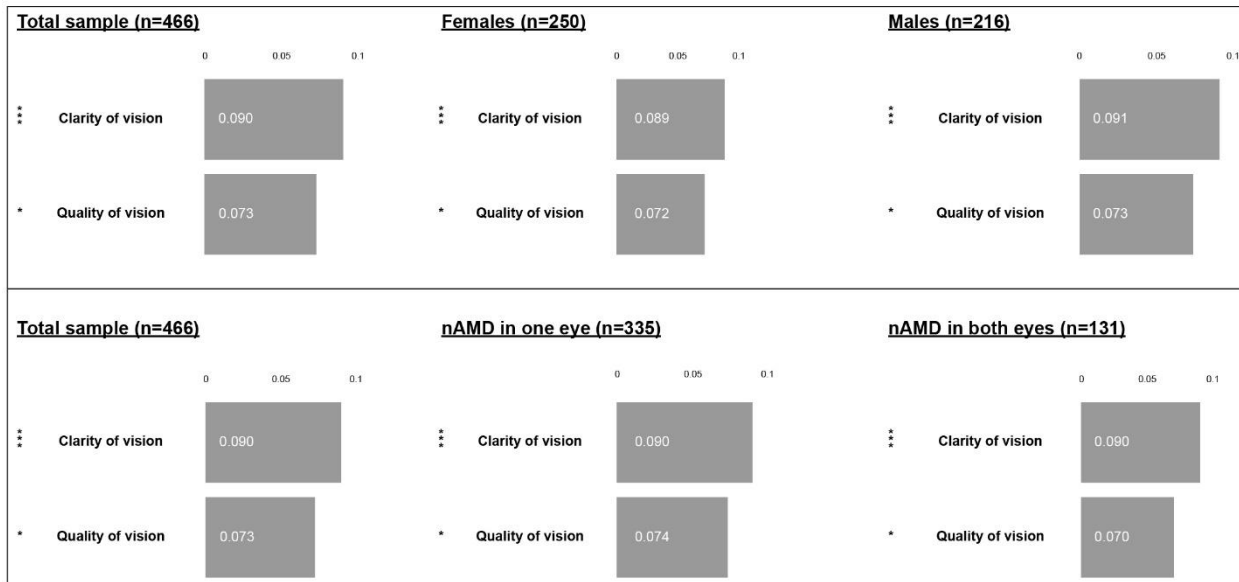
**Email:** [adrian.skelly@novartis.com](mailto:adrian.skelly@novartis.com)

Figure S1: Treatment effect—gender specific, and laterality



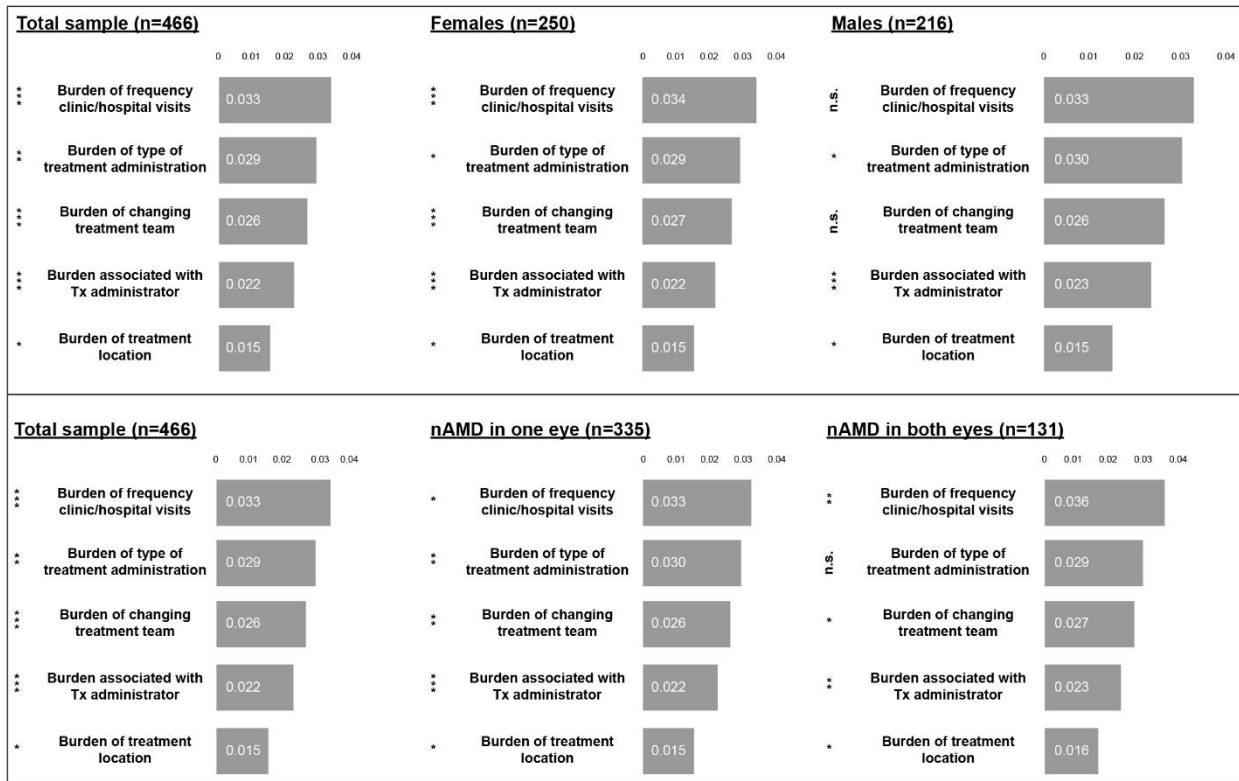
\* p<0.05, \*\* p<0.01, \*\*\* p<0.001, n.s. not significant.

Figure S2: Vision related symptom burden— gender specific, and laterality




\* p<0.05, \*\* p<0.01, \*\*\* p<0.001, n.s. not significant.

Figure S3: Burden of clinic or hospital visits —gender specific, and laterality



\* p<0.05, \*\* p<0.01, \*\*\* p<0.001, n.s. not significant.

Figure S4: Risk of treatment related safety and tolerability issues or events —gender specific, and laterality




\* p<0.05, \*\* p<0.01, \*\*\* p<0.001, n.s. not significant.

Figure S5: *Impact on daily activities —gender specific, and laterality*



\* p<0.05, \*\* p<0.01, \*\*\* p<0.001, n.s. not significant.

Figure S6: *Impact on psychological well-being—gender specific, and laterality*



\*  $p < 0.05$ , \*\*  $p < 0.01$ , \*\*\*  $p < 0.001$ , n.s. not significant.