

Appendix
Trends in U.S. Depression Prevalence From 2015–2020: The Widening Treatment Gap
Goodwin et al.

Appendix Figure 1. Prevalence of past-year depression in the US from 2015 to 2020 by gender

Appendix Figure 2. Prevalence of past-year depression in the US from 2015 to 2020 by marital status

Appendix Figure 3. Prevalence of past-year depression in the US from 2015 to 2020 by annual family income

Appendix Figure 4. Prevalence of past-year depression in the US from 2015 to 2020 by education

Appendix Figure 5. Prevalence of help-seeking among those with past-year depression in the US from 2015 to 2020 by age group

Appendix Figure 6. Prevalence of medication treatment for depression among those with past-year depression in the US from 2015 to 2020 by age group

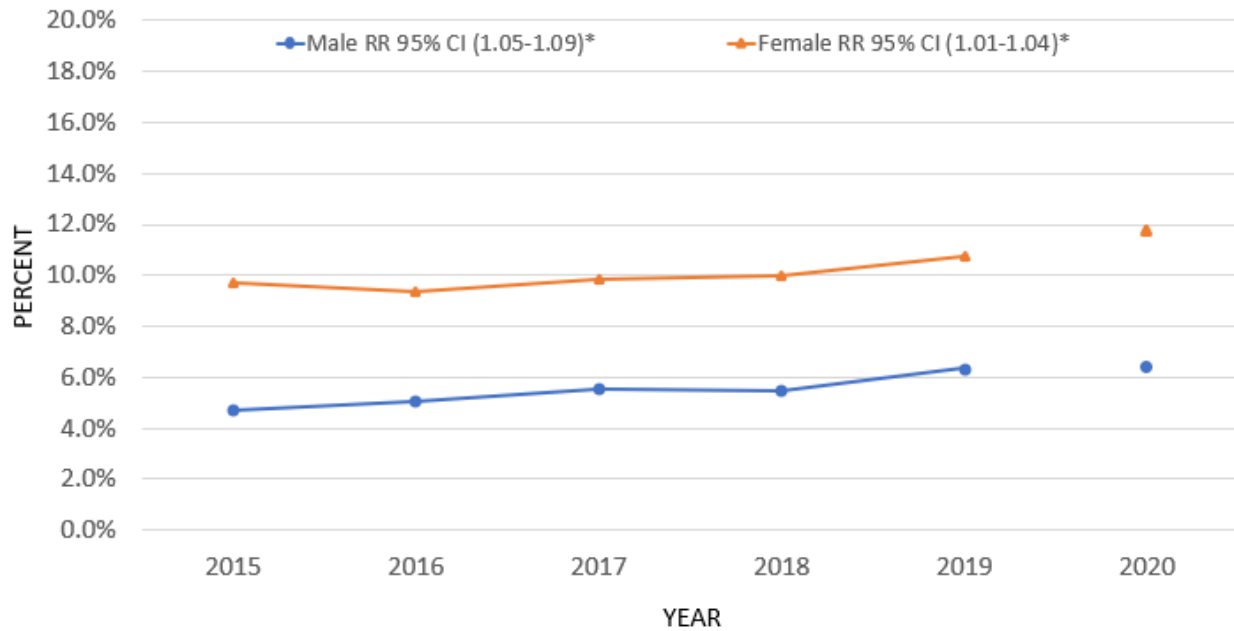
Appendix Figure 7. Prevalence of help-seeking and medication treatment for depression among those with past-year depression in the US from 2015 to 2020 by gender

RR, relative risk.

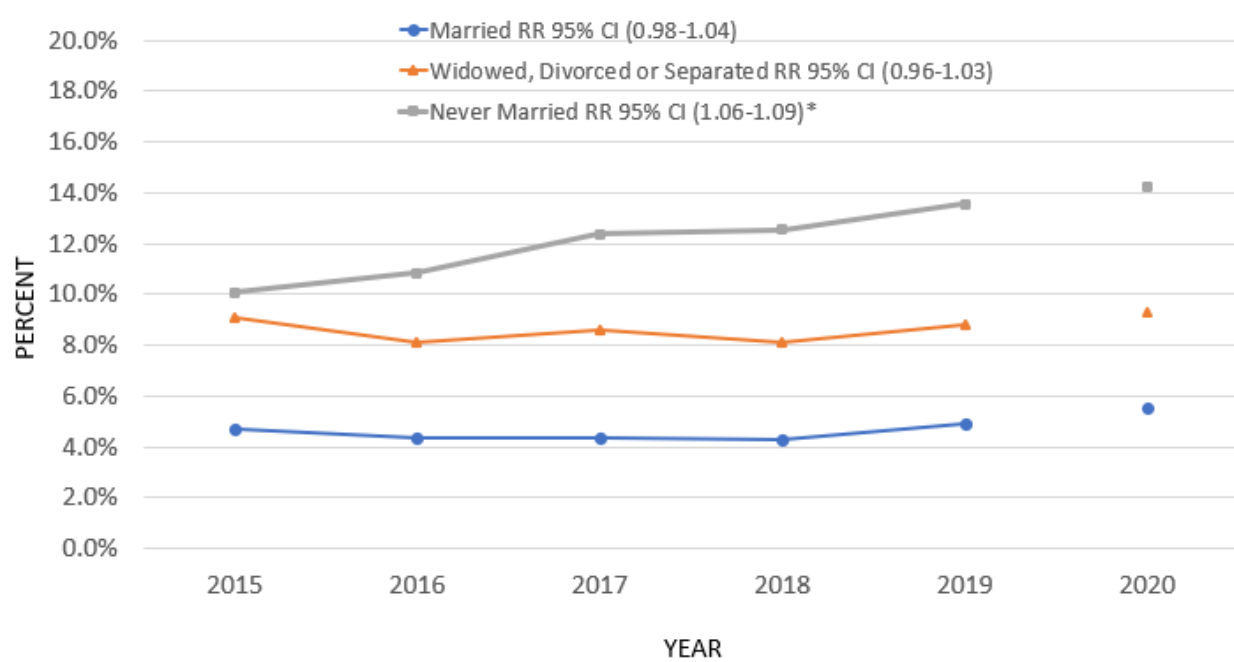
*Statistical significance at $p < 0.05$.

Appendix
Trends in U.S. Depression Prevalence From 2015–2020: The Widening Treatment Gap
Goodwin et al.

Appendix Figure 1. Prevalence of past-year depression in the US from 2015 to 2020 by gender.

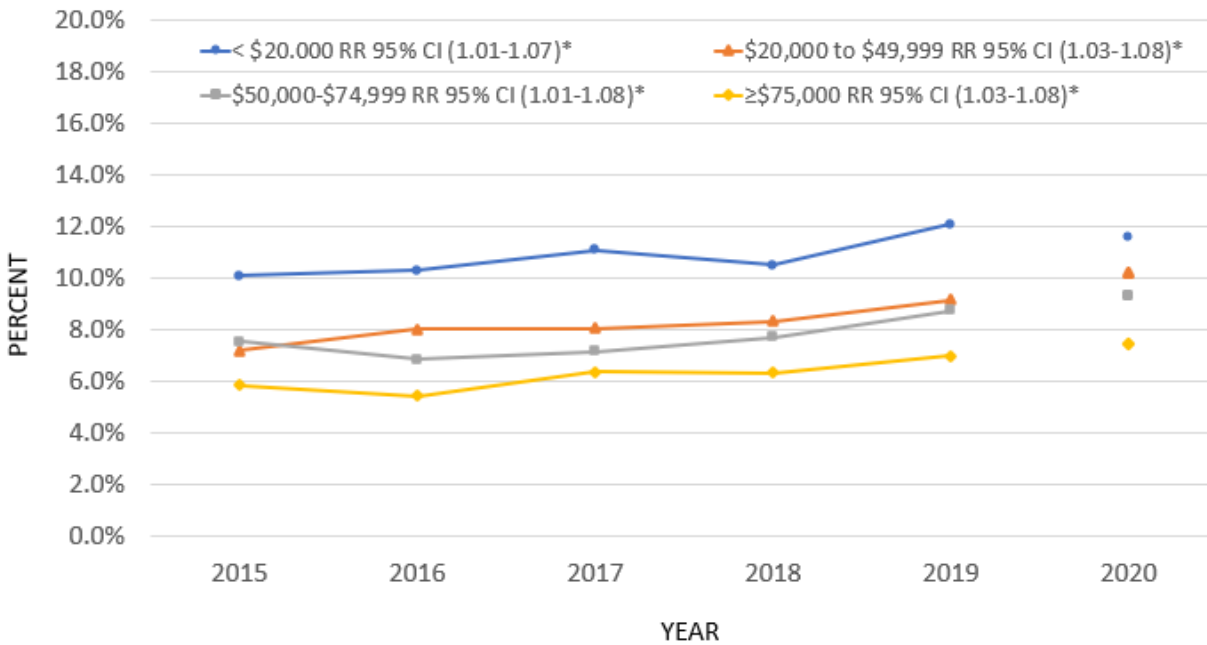


Appendix Figure 2. Prevalence of past-year depression in the US from 2015 to 2020 by marital status.

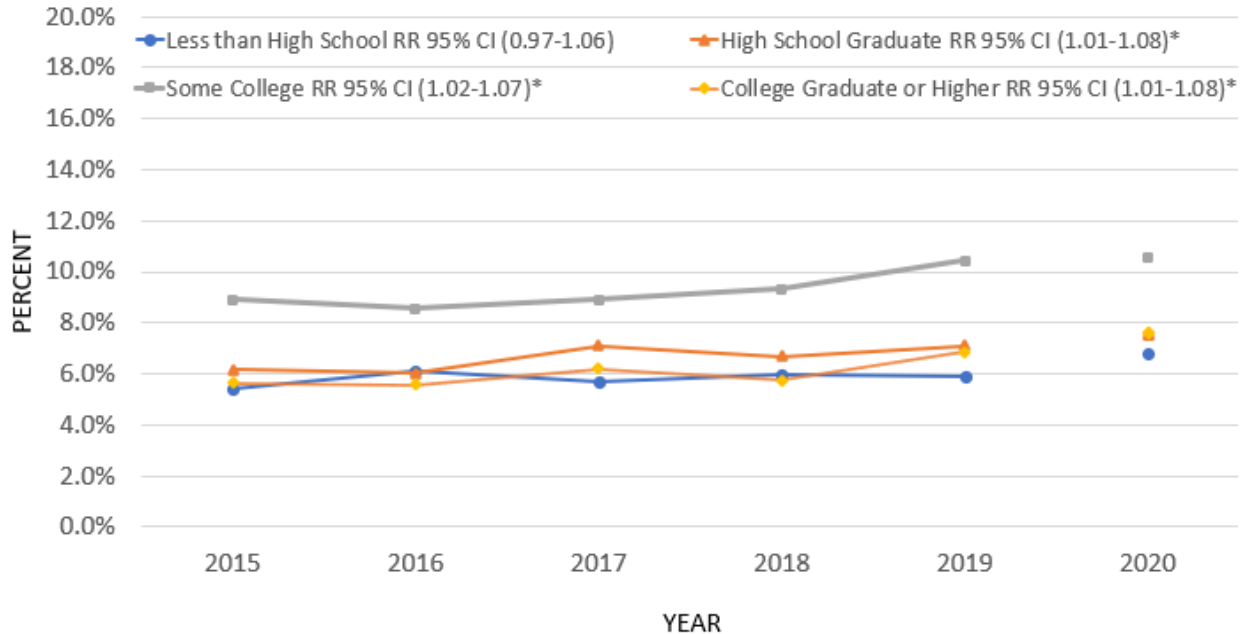


Appendix
Trends in U.S. Depression Prevalence From 2015–2020: The Widening Treatment Gap
Goodwin et al.

Appendix Figure 3. Prevalence of past-year depression in the US from 2015 to 2020 by annual family income.

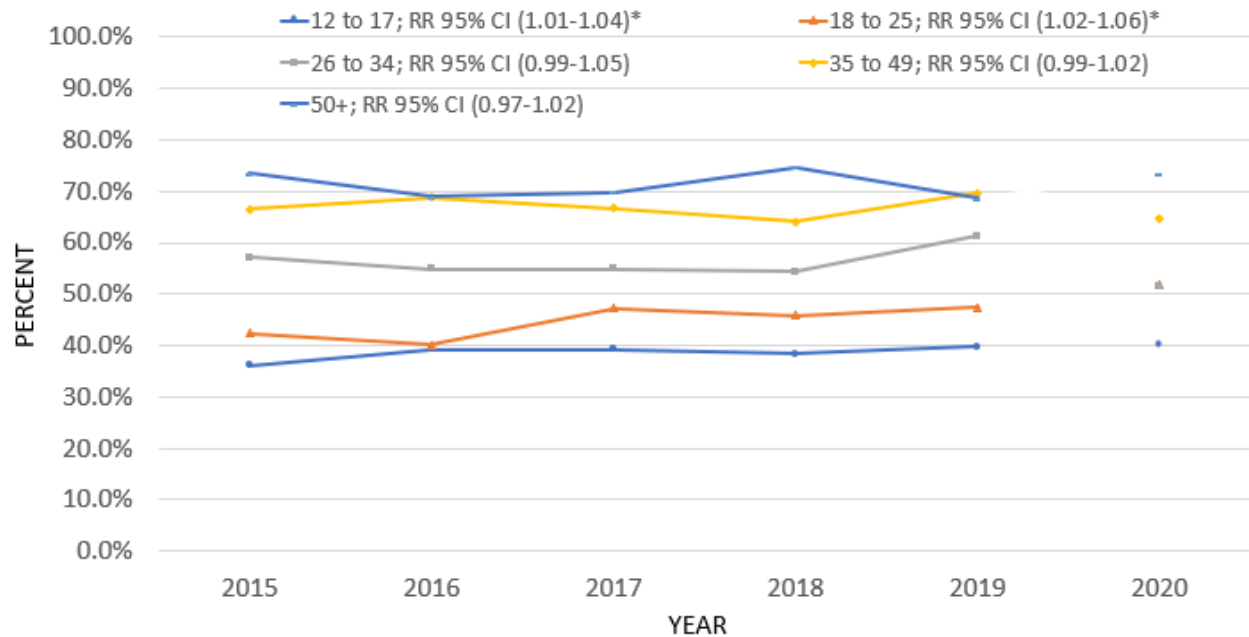


Appendix Figure 4. Prevalence of past-year depression in the US from 2015 to 2020 by education.

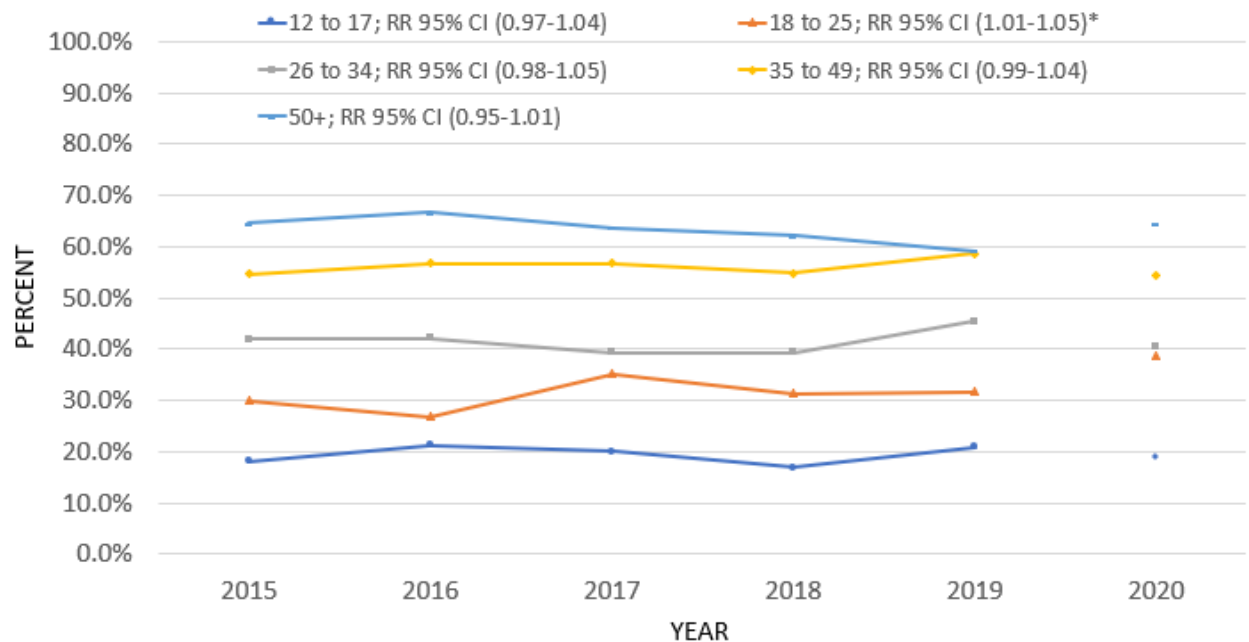


Appendix
Trends in U.S. Depression Prevalence From 2015–2020: The Widening Treatment Gap
Goodwin et al.

Appendix Figure 5. Prevalence of talking with a medical professional among those with past-year depression in the US from 2015 to 2020 by age group.



Appendix Figure 6. Prevalence of medication prescription for depression among those with past-year depression in the US from 2015 to 2020 by age group.



Appendix
Trends in U.S. Depression Prevalence From 2015–2020: The Widening Treatment Gap
Goodwin et al.

Appendix Figure 7. Prevalence of talking with a medical professional and medication prescription for depression among those with past-year depression in the US from 2015 to 2020 by gender.

