

A

No ablation

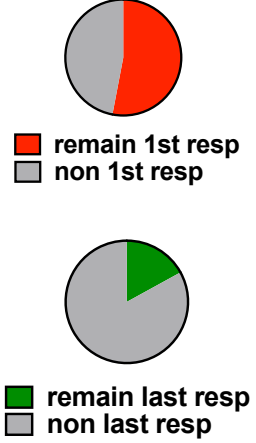
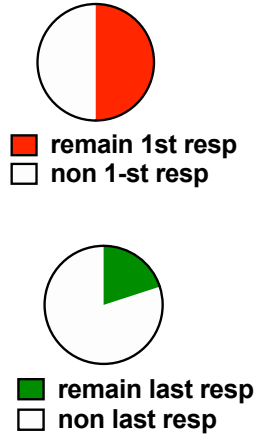
Control cell ablation

First responder cell ablation

temporal consistency of initial 1<sup>st</sup> and last cells (% of islets)

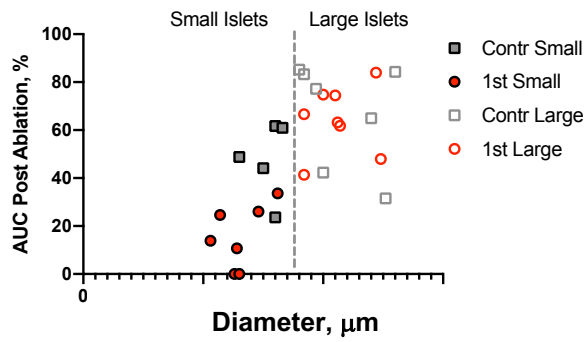
temporal consistency of initial 1<sup>st</sup> and last cells (% of islets)

temporal consistency of initial 2<sup>nd</sup> and last cells (% of islets)



B

AUC, %, By Size



C

Islet size distribution

