

Evaluation of the representativeness of a sentinel surveillance site for campylobacteriosis

C.F.BOLWELL¹, B.J. GILPIN², D.CAMPBELL³ and N.P.FRENCH¹

Supplementary Material

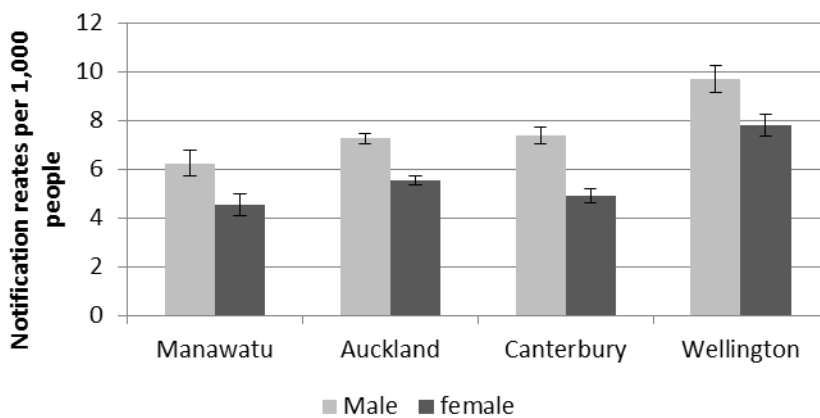


Figure S1: Campylobacteriosis notification rates per 1000 people for males and females stratified by region, for the years 2008-2011.

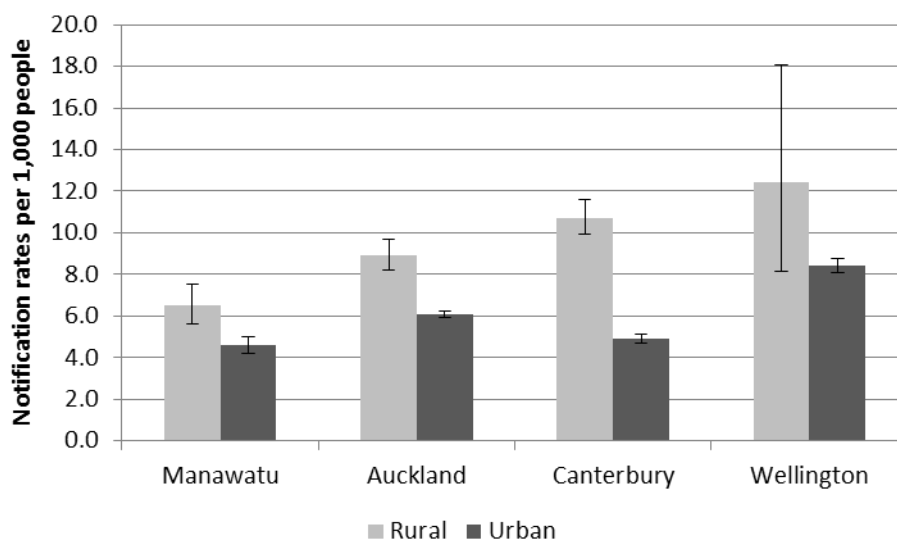


Figure S2: Campylobacteriosis notification rates per 1000 people for urban and rural profiles stratified by region, for the years 2008-2011.

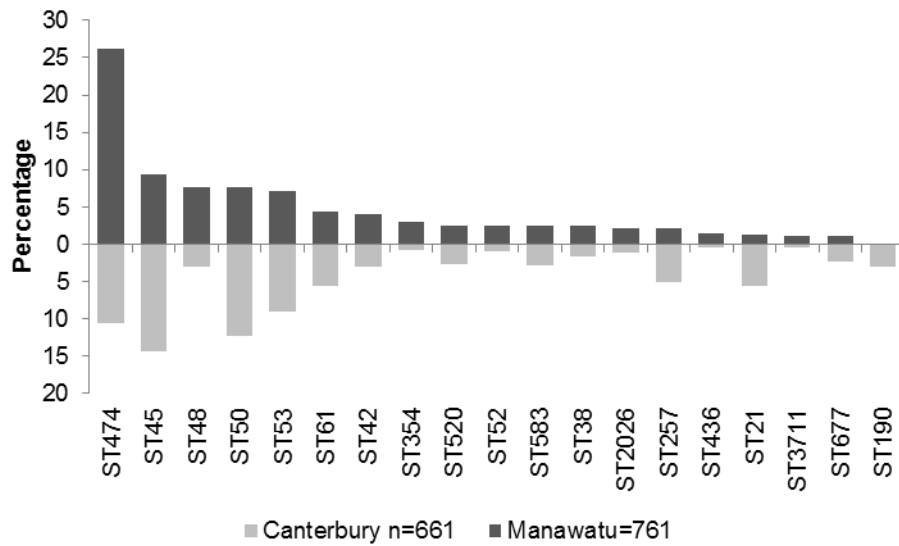


Figure S3: Sequence type distribution of 1442 *C. jejuni* human isolates in the Canterbury and Manawatu regions from 2000-2012. Only sequence types with $\geq 1\%$ of isolates out of the total number of isolates (1635) by region are shown.