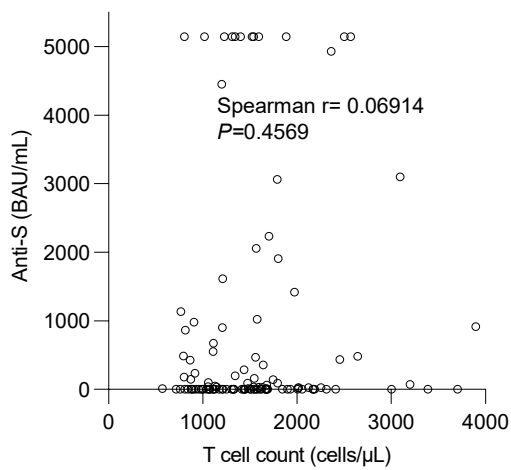
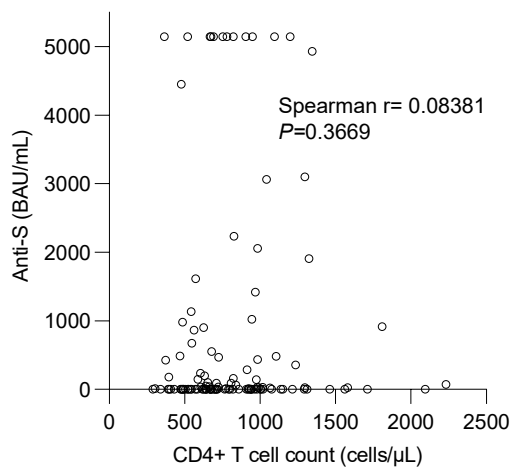


**Supplemental Figure 1.** Correlation between antibody (anti-S) levels and T lymphocytes: (A) total T cell count; (B) CD4+ T cell counts; (C) CD8+ T cell counts; (D) ratio of CD4+ T cell count/CD8+ T cell count

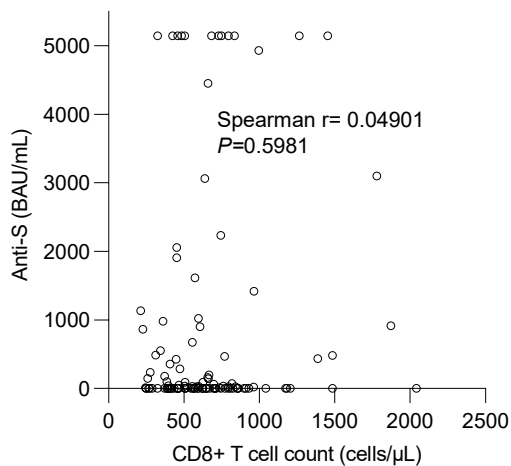
**Supplemental Figure 1A**



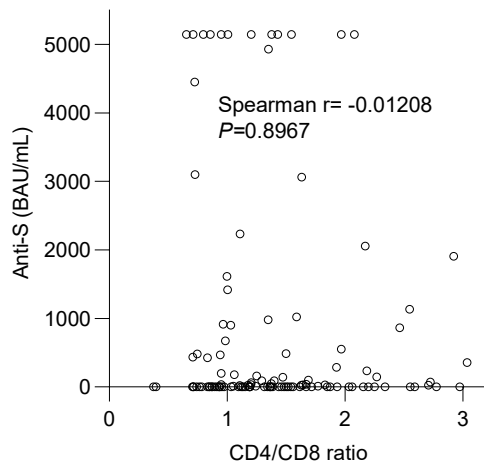
**Supplemental Figure 1B**



**Supplemental Figure 1C**

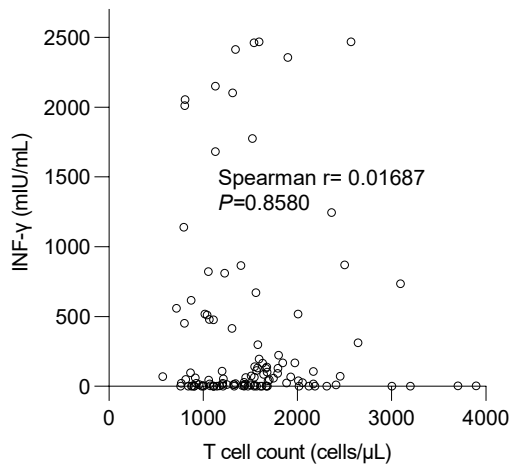


**Supplemental Figure 1D**

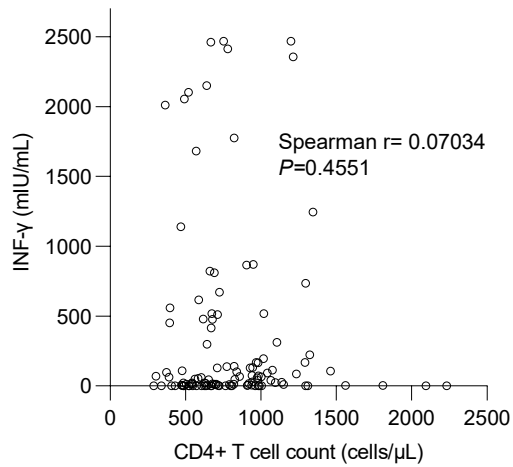


**Supplemental Figure 2.** Correlation between IFN- $\gamma$  level and lymphocytes: (A) total T cell count; (B) CD4+ T cell counts; (C) CD8+ T cell counts; (D) ratio of CD4+ T cell count/CD8+ T cell count

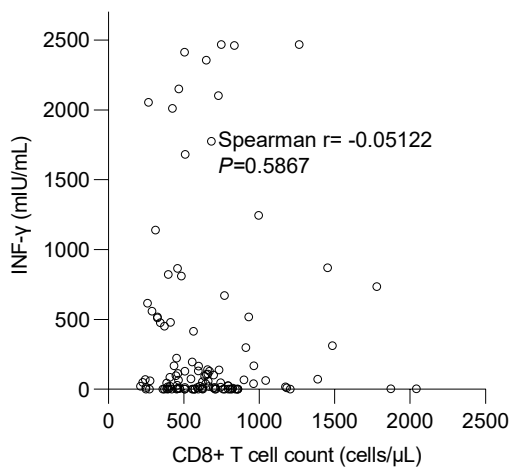
**Supplemental Figure 2A**



**Supplemental Figure 2B**



**Supplemental Figure 2C**



**Supplemental Figure 2D**

