

Table S1. The prevalent cases and ASR of OA knee in 1990 and 2019.

Characteristics	1990		2019		1990-2019	
	Prevalent cases	ASR per 100 000	Prevalent cases	ASR per 100 000	Change*	EAPC
	No. × 10 <sup>6</sup> (95% UI)	No. × 10 <sup>3</sup> (95% UI)	No. × 10 <sup>6</sup> (95% UI)	No. × 10 <sup>3</sup> (95% UI)	(%)	No. (95% CI)
Overall	163.91 (141.00-187.92)	4.07 (3.52-4.66)	364.58 (315.25-417.4)	4.38 (3.79-5.00)	122.42	0.32 (0.29-0.34)
Sex						
Male	62.43 (53.34-71.98)	3.28 (2.83-3.77)	139.42 (119.55-160.63)	3.51 (3.03-4.04)	123.31	0.26 (0.23-0.29)
Female	101.48 (87.75-116.31)	4.76 (4.12-5.44)	225.16 (195.12-256.97)	5.16 (4.47-5.89)	121.87	0.37 (0.34-0.40)
SDI						
Low SDI	8.40 (7.21-9.70)	3.39 (2.91-3.91)	19.75 (16.99-22.76)	3.62 (3.13-4.16)	135.02	0.24 (0.23-0.24)
Low-middle SDI	23.82 (20.48-27.36)	3.78 (3.27-4.32)	59.05 (50.92-67.62)	4.17 (3.61-4.76)	147.90	0.42 (0.39-0.44)
Middle SDI	44.35 (38.02-51.06)	4.11 (3.54-4.71)	115.94 (99.56-133.4)	4.42 (3.82-5.07)	161.40	0.39 (0.33-0.46)
High-middle SDI	41.40 (35.47-47.74)	3.83 (3.30-4.39)	87.79 (75.58-101.27)	4.29 (3.68-4.94)	112.02	0.47 (0.42-0.51)
High SDI	45.85 (39.53-52.30)	4.51 (3.89-5.16)	81.87 (71.06-93.16)	4.70 (4.08-5.37)	78.55	0.11 (0.07-0.15)
Region						
High-income Asia Pacific	11.33 (9.77-13.01)	5.52 (4.77-6.32)	22.23 (19.30-25.27)	5.66 (4.90-6.48)	96.30	0.16 (0.11-0.20)
Central Asia	1.28 (1.10-1.48)	2.73 (2.34-3.14)	2.26 (1.92-2.64)	2.91 (2.49-3.37)	76.41	0.20 (0.18-0.22)
East Asia	44.14 (37.72-51.12)	4.79 (4.11-5.53)	111.80 (95.10-130.04)	5.12 (4.39-5.92)	153.29	0.48 (0.37-0.60)
South Asia	21.03 (18.00-24.32)	3.48 (2.99-4.00)	56.44 (48.78-64.87)	3.87 (3.34-4.44)	168.43	0.39 (0.38-0.40)
Southeast Asia	7.98 (6.80-9.21)	2.95 (2.54-3.40)	21.65 (18.54-25.03)	3.32 (2.85-3.83)	171.52	0.43 (0.42-0.44)
Australasia	1.01 (0.87-1.16)	4.37 (3.75-5.04)	2.25 (1.95-2.58)	4.90 (4.25-5.65)	123.62	0.40 (0.36-0.43)
Caribbean	1.10 (0.94-1.26)	4.19 (3.61-4.82)	2.39 (2.05-2.75)	4.59 (3.94-5.27)	117.83	0.34 (0.32-0.36)
Central Europe	4.69 (4.02-5.43)	3.17 (2.72-3.66)	6.91 (5.91-7.95)	3.41 (2.93-3.94)	47.35	0.24 (0.23-0.25)
Eastern Europe	9.39 (8.00-10.91)	3.35 (2.88-3.87)	12.23 (10.46-14.17)	3.60 (3.09-4.16)	30.31	0.27 (0.26-0.28)
Western Europe	22.30 (19.16-25.61)	4.01 (3.45-4.59)	34.77 (29.99-39.76)	4.26 (3.66-4.89)	55.88	0.19 (0.16-0.21)

Andean Latin America	0.86 (0.74-0.99)	4.11 (3.53-4.73)	2.64 (2.29-3.02)	4.64 (4.02-5.30)	205.62	0.41 (0.40-0.43)
Central Latin America	3.63 (3.13-4.18)	4.22 (3.64-4.85)	11.07 (9.54-12.75)	4.60 (3.97-5.29)	204.77	0.29 (0.28-0.30)
Southern Latin America	1.95 (1.67-2.23)	4.20 (3.60-4.81)	3.87 (3.34-4.44)	4.73 (4.09-5.44)	98.43	0.40 (0.35-0.45)
Tropical Latin America	3.88 (3.32-4.48)	4.12 (3.55-4.74)	11.27 (9.70-13.02)	4.56 (3.93-5.26)	190.79	0.37 (0.36-0.38)
North Africa and Middle East	6.16 (5.28-7.12)	3.47 (2.99-3.99)	17.75 (15.27-20.42)	3.86 (3.32-4.44)	188.11	0.34 (0.33-0.36)
High-income North America	15.36 (13.25-17.54)	4.58 (3.95-5.25)	26.50 (23.11-30.04)	4.49 (3.92-5.10)	72.52	-0.25 (-0.44--0.06)
Oceania	0.12 (0.10-0.14)	3.74 (3.21-4.28)	0.32 (0.27-0.37)	4.04 (3.48-4.67)	162.88	0.23 (0.19-0.27)
Central Sub-Saharan Africa	0.81 (0.69-0.94)	3.36 (2.89-3.90)	2.00 (1.71-2.33)	3.51 (3.02-4.07)	148.43	0.10 (0.08-0.12)
Eastern Sub-Saharan Africa	2.57 (2.19-2.97)	3.29 (2.83-3.80)	6.05 (5.17-6.96)	3.50 (3.01-4.04)	135.64	0.22 (0.22-0.23)
Southern Sub-Saharan Africa	1.05 (0.90-1.22)	3.74 (3.21-4.31)	2.34 (2.01-2.71)	4.00 (3.44-4.62)	123.35	0.24 (0.23-0.24)
Western Sub-Saharan Africa	3.30 (2.82-3.81)	3.62 (3.11-4.17)	7.84 (6.68-9.03)	3.88 (3.33-4.47)	137.56	0.23 (0.17-0.30)

ASR, age-standardized prevalence rate; EAPC, estimated annual percentage change; UI, uncertainty interval; CI, confidential interval.

\* Change in absolute number (%)

Table S2. The prevalent cases and ASR of OA hip in 1990 and 2019.

Characteristics	1990		2019		1990-2019	
	Prevalent cases	ASR per 100 000	Prevalent cases	ASR per 100 000	Change*	EAPC
	No. $\times 10^6$ (95% UI)	No. $\times 10^2$ (95% UI)	No. $\times 10^6$ (95% UI)	No. $\times 10^2$ (95% UI)	(%)	No. (95% CI)
Overall	14.50 (11.17-18.24)	3.69 (2.86-4.62)	32.99 (25.69-41.12)	4.01 (3.13-4.99)	127.51	0.28 (0.26-0.31)
Sex						
Male	6.54 (5.03-8.20)	3.57 (2.76-4.47)	15.32 (11.85-19.17)	3.95 (3.07-4.92)	134.17	0.31 (0.28-0.34)
Female	7.96 (6.18-9.97)	3.77 (2.92-4.72)	17.67 (13.80-21.97)	4.05 (3.17-5.04)	122.04	0.29 (0.25-0.33)
SDI						
Low SDI	0.61 (0.47-0.76)	2.48 (1.92-3.12)	1.52 (1.17-1.91)	2.79 (2.17-3.51)	150.58	0.45 (0.42-0.49)
Low-middle SDI	1.37 (1.06-1.73)	2.21 (1.71-2.79)	3.83 (2.96-4.83)	2.72 (2.11-3.44)	178.74	0.83 (0.74-0.91)
Middle SDI	2.29 (1.77-2.87)	2.16 (1.67-2.72)	6.93 (5.35-8.70)	2.71 (2.10-3.41)	202.93	0.80 (0.75-0.85)
High-middle SDI	3.81 (2.93-4.81)	3.57 (2.75-4.49)	7.86 (6.05-9.92)	3.86 (2.99-4.87)	106.21	0.29 (0.27-0.31)
High SDI	6.41 (4.98-8.02)	6.25 (4.83-7.88)	12.83 (10.03-16.04)	7.24 (5.70-8.97)	100.11	0.47 (0.44-0.50)
Region						
High-income Asia Pacific	0.85 (0.66-1.07)	4.19 (3.23-5.26)	1.84 (1.40-2.33)	4.60 (3.53-5.8)	115.87	0.30 (0.22-0.37)
Central Asia	0.17 (0.13-0.22)	3.63 (2.78-4.57)	0.31 (0.24-0.40)	4.13 (3.17-5.16)	84.50	0.41 (0.37-0.44)
East Asia	1.57 (1.20-1.99)	1.73 (1.33-2.20)	4.94 (3.79-6.27)	2.33 (1.79-2.96)	215.27	1.13 (1.03-1.24)
South Asia	1.32 (1.01-1.67)	2.18 (1.69-2.73)	4.06 (3.15-5.14)	2.77 (2.16-3.49)	206.94	1.03 (0.89-1.17)
Southeast Asia	0.56 (0.43-0.70)	2.11 (1.62-2.66)	1.58 (1.22-1.98)	2.52 (1.93-3.18)	184.07	0.65 (0.62-0.68)
Australasia	0.13 (0.10-0.17)	5.71 (4.36-7.19)	0.35 (0.27-0.44)	7.55 (5.78-9.49)	166.69	0.97 (0.88-1.06)
Caribbean	0.07 (0.06-0.09)	2.86 (2.20-3.57)	0.17 (0.13-0.22)	3.37 (2.59-4.24)	134.15	0.65 (0.6-0.69)
Central Europe	0.58 (0.45-0.74)	3.97 (3.04-4.99)	0.94 (0.72-1.19)	4.58 (3.51-5.75)	60.23	0.49 (0.48-0.50)
Eastern Europe	1.07 (0.82-1.35)	3.85 (2.95-4.84)	1.52 (1.17-1.92)	4.49 (3.44-5.65)	42.19	0.55 (0.53-0.57)
Western Europe	3.62 (2.78-4.55)	6.47 (5.02-8.13)	6.15 (4.68-7.86)	7.42 (5.74-9.29)	70.17	0.49 (0.43-0.56)

Andean Latin America	0.06 (0.04-0.07)	2.67 (2.05-3.38)	0.19 (0.14-0.24)	3.29 (2.52-4.16)	233.77	0.72 (0.68-0.76)
Central Latin America	0.23 (0.18-0.29)	2.66 (2.04-3.37)	0.73 (0.56-0.92)	3.05 (2.35-3.86)	217.44	0.22 (0.13-0.31)
Southern Latin America	0.23 (0.18-0.29)	5.08 (3.87-6.35)	0.55 (0.43-0.70)	6.74 (5.19-8.51)	135.96	0.97 (0.86-1.08)
Tropical Latin America	0.27 (0.21-0.33)	2.83 (2.17-3.57)	0.84 (0.65-1.06)	3.43 (2.65-4.32)	216.46	0.70 (0.68-0.72)
North Africa and Middle East	0.40 (0.31-0.51)	2.27 (1.75-2.85)	1.28 (0.99-1.62)	2.80 (2.16-3.54)	218.12	0.65 (0.60-0.69)
High-income North America	2.70 (2.09-3.41)	7.91 (6.09-9.97)	5.91 (4.69-7.33)	9.84 (7.85-12.11)	118.77	0.67 (0.57-0.78)
Oceania	0.01 (0.01-0.01)	2.49 (1.91-3.13)	0.02 (0.02-0.03)	2.76 (2.12-3.52)	163.81	0.24 (0.14-0.34)
Central Sub-Saharan Africa	0.07 (0.05-0.09)	2.93 (2.25-3.70)	0.17 (0.13-0.22)	3.13 (2.42-3.94)	155.51	0.15 (0.10-0.20)
Eastern Sub-Saharan Africa	0.22 (0.17-0.28)	2.89 (2.23-3.67)	0.56 (0.43-0.70)	3.26 (2.51-4.10)	150.70	0.44 (0.42-0.46)
Southern Sub-Saharan Africa	0.11 (0.09-0.14)	3.98 (3.04-5.05)	0.26 (0.20-0.33)	4.54 (3.46-5.75)	136.38	0.47 (0.44-0.49)
Western Sub-Saharan Africa	0.25 (0.19-0.32)	2.80 (2.16-3.55)	0.60 (0.46-0.76)	3.00 (2.31-3.79)	136.17	0.08 (-0.04-0.20)

ASR, age-standardized prevalence rate; EAPC, estimated annual percentage change; UI, uncertainty interval; CI, confidential interval.

\* Change in absolute number (%)

Table S3. The prevalent cases and ASR of OA hand in 1990 and 2019.

Characteristics	1990		2019		1990-2019	
	Prevalent cases	ASR per 100 000	Prevalent cases	ASR per 100 000	Change*	EAPC
	No. × 10 <sup>6</sup> (95% UI)	No. × 10 <sup>3</sup> (95% UI)	No. × 10 <sup>6</sup> (95% UI)	No. × 10 <sup>3</sup> (95% UI)	(%)	No. (95% CI)
Overall	74.27 (56.30-97.42)	1.89 (1.43-2.47)	142.48 (108.63-186.79)	1.73 (1.32-2.25)	91.84	-0.36 (-0.38--0.33)
Sex						
Male	24.15 (18.26-32.01)	1.31 (1.00-1.73)	47.04 (35.73-62.30)	1.21 (0.93-1.59)	94.80	-0.64 (-0.76--0.51)
Female	50.12 (38.02-65.33)	2.38 (1.80-3.10)	95.44 (72.72-124.37)	2.18 (1.66-2.84)	90.41	-0.20 (-0.25--0.14)
SDI						
Low SDI	3.10 (2.31-4.13)	1.28 (0.96-1.70)	6.87 (5.11-9.13)	1.28 (0.96-1.69)	121.57	-0.01 (-0.01--0.01)
Low-middle SDI	5.20 (3.80-7.03)	0.87 (0.65-1.17)	12.35 (9.13-16.61)	0.90 (0.67-1.20)	137.40	0.03 (-0.01-0.07)
Middle SDI	8.89 (6.56-12.06)	0.86 (0.65-1.16)	23.98 (17.84-32.11)	0.94 (0.71-1.26)	169.61	0.03 (-0.12-0.18)
High-middle SDI	23.46 (17.76-30.66)	2.19 (1.66-2.85)	36.52 (27.46-47.85)	1.78 (1.34-2.32)	55.68	-1.09 (-1.23--0.94)
High SDI	33.60 (25.47-43.81)	3.32 (2.52-4.32)	62.72 (47.87-81.81)	3.60 (2.74-4.66)	86.69	0.49 (0.36-0.63)
Region						
High-income Asia Pacific	5.78 (4.35-7.64)	2.83 (2.13-3.74)	12.85 (9.64-16.77)	3.30 (2.49-4.33)	122.25	1.50 (1.16-1.84)
Central Asia	1.00 (0.74-1.33)	2.14 (1.60-2.85)	1.60 (1.18-2.13)	2.09 (1.55-2.78)	60.56	-0.05 (-0.1-0)
East Asia	7.27 (5.26-10.01)	0.83 (0.61-1.13)	20.26 (14.77-27.49)	0.95 (0.70-1.28)	178.69	-0.14 (-0.49-0.2)
South Asia	4.72 (3.41-6.43)	0.83 (0.62-1.12)	11.96 (8.80-16.23)	0.85 (0.63-1.15)	153.52	0.08 (0.08-0.09)
Southeast Asia	0.33 (0.23-0.46)	0.13 (0.10-0.18)	0.81 (0.57-1.14)	0.13 (0.10-0.19)	144.97	0.01 (0.01-0.02)
Australasia	0.78 (0.58-1.02)	3.39 (2.55-4.48)	1.60 (1.20-2.14)	3.49 (2.62-4.64)	106.63	-0.24 (-0.37--0.11)
Caribbean	0.20 (0.15-0.27)	0.77 (0.56-1.04)	0.40 (0.30-0.55)	0.77 (0.57-1.05)	102.72	0.02 (0.02-0.02)
Central Europe	1.52 (1.13-2.06)	1.04 (0.78-1.39)	2.11 (1.58-2.83)	1.03 (0.77-1.39)	39.10	-0.01 (-0.02--0.01)
Eastern Europe	13.13 (9.87-17.00)	4.71 (3.56-6.06)	15.08 (11.42-19.62)	4.48 (3.37-5.80)	14.90	-0.83 (-1.1--0.57)
Western Europe	13.09 (9.94-17.14)	2.37 (1.79-3.11)	20.03 (14.91-26.31)	2.45 (1.82-3.23)	53.02	0.29 (0.23-0.35)

Andean Latin America	0.22 (0.16-0.30)	1.07 (0.79-1.44)	0.65 (0.51-0.84)	1.15 (0.90-1.48)	193.85	0.41 (0.33-0.49)
Central Latin America	1.30 (0.95-1.74)	1.52 (1.14-2.05)	4.14 (3.09-5.51)	1.72 (1.29-2.28)	219.24	0.60 (0.46-0.74)
Southern Latin America	1.53 (1.16-2.03)	3.32 (2.51-4.38)	2.70 (2.04-3.57)	3.31 (2.50-4.37)	76.25	-0.01 (-0.02--0.01)
Tropical Latin America	0.77 (0.56-1.03)	0.84 (0.62-1.13)	2.08 (1.53-2.78)	0.85 (0.63-1.14)	170.44	0.03 (0.03-0.03)
North Africa and Middle East	1.59 (1.17-2.13)	0.90 (0.67-1.21)	4.28 (3.15-5.73)	0.93 (0.70-1.25)	169.05	0.04 (0-0.08)
High-income North America	17.24 (13.15-22.26)	5.21 (3.96-6.76)	33.35 (25.53-43.28)	5.61 (4.31-7.24)	93.49	0.27 (0.04-0.5)
Oceania	0.01 (0.01-0.01)	0.28 (0.21-0.39)	0.02 (0.01-0.03)	0.28 (0.21-0.39)	141.11	-0.01 (-0.01--0.01)
Central Sub-Saharan Africa	0.40 (0.30-0.53)	1.66 (1.25-2.20)	0.96 (0.71-1.27)	1.68 (1.26-2.22)	141.10	0.03 (0.02-0.04)
Eastern Sub-Saharan Africa	1.30 (0.97-1.72)	1.68 (1.26-2.21)	2.93 (2.18-3.87)	1.69 (1.27-2.23)	124.75	0.04 (0.04-0.04)
Southern Sub-Saharan Africa	0.59 (0.44-0.78)	2.11 (1.57-2.75)	1.24 (0.92-1.63)	2.12 (1.58-2.77)	109.21	0.02 (0.02-0.03)
Western Sub-Saharan Africa	1.51 (1.13-2.00)	1.68 (1.26-2.22)	3.42 (2.53-4.52)	1.70 (1.28-2.24)	125.65	0.04 (0.02-0.05)

ASR, age-standardized prevalence rate; EAPC, estimated annual percentage change; UI, uncertainty interval; CI, confidential interval.

\* Change in absolute number (%)

Table S4. The prevalent cases and ASR of OA other in 1990 and 2019.

Characteristics	1990		2019		1990-2019	
	Prevalent cases No. × 10 <sup>6</sup> (95% UI)	ASR per 100 000 No. × 10 <sup>2</sup> (95% UI)	Prevalent cases No. × 10 <sup>6</sup> (95% UI)	ASR per 100 000 No. × 10 <sup>2</sup> (95% UI)	Change* (%)	EAPC No. (95% CI)
Overall	27.60 (20.94-34.93)	7.08 (5.43-8.88)	61.42 (46.68-77.73)	7.46 (5.70-9.40)	122.56	0.18 (0.18-0.19)
Sex		0.00 (0-0)		0.00 (0-0)		
Male	13.50 (10.16-17.24)	7.47 (5.72-9.40)	30.83 (23.23-39.40)	7.96 (6.07-10.08)	128.37	0.22 (0.21-0.23)
Female	14.10 (10.77-17.71)	6.72 (5.16-8.42)	30.59 (23.40-38.35)	6.99 (5.35-8.76)	116.99	0.14 (0.14-0.15)
SDI		0.00 (0-0)		0.00 (0-0)		
Low SDI	1.55 (1.14-2.01)	6.79 (5.16-8.59)	3.54 (2.64-4.58)	7.00 (5.29-8.87)	129.02	0.11 (0.10-0.11)
Low-middle SDI	3.98 (2.96-5.18)	6.89 (5.23-8.74)	9.75 (7.28-12.57)	7.22 (5.46-9.16)	144.64	0.17 (0.16-0.18)
Middle SDI	7.12 (5.28-9.21)	7.11 (5.37-9.00)	18.91 (14.05-24.39)	7.53 (5.69-9.59)	165.71	0.20 (0.20-0.21)
High-middle SDI	7.65 (5.74-9.78)	7.25 (5.50-9.18)	15.72 (11.81-20.02)	7.67 (5.78-9.75)	105.48	0.20 (0.19-0.20)
High SDI	7.29 (5.83-8.94)	7.13 (5.69-8.77)	13.48 (10.78-16.41)	7.57 (6.01-9.29)	84.91	0.21 (0.19-0.23)
Region		0.00 (0-0)		0.00 (0-0)		
High-income Asia Pacific	1.36 (1.02-1.73)	6.75 (5.11-8.53)	2.88 (2.23-3.60)	6.92 (5.25-8.80)	111.52	0.10 (0.08-0.11)
Central Asia	0.33 (0.25-0.42)	7.19 (5.43-9.13)	0.56 (0.41-0.72)	7.50 (5.65-9.61)	68.35	0.11 (0.09-0.12)
East Asia	6.00 (4.45-7.74)	7.02 (5.31-8.9)	15.79 (11.74-20.28)	7.44 (5.62-9.48)	163.07	0.23 (0.21-0.24)
South Asia	3.75 (2.77-4.89)	6.90 (5.23-8.74)	10.00 (7.47-12.83)	7.23 (5.47-9.15)	166.37	0.17 (0.16-0.18)
Southeast Asia	1.69 (1.26-2.18)	6.80 (5.14-8.63)	4.40 (3.26-5.68)	7.19 (5.44-9.14)	160.41	0.20 (0.18-0.21)
Australasia	0.16 (0.12-0.21)	7.10 (5.40-9.02)	0.37 (0.28-0.47)	7.87 (5.96-9.93)	126.53	0.37 (0.34-0.40)
Caribbean	0.19 (0.14-0.24)	7.24 (5.47-9.19)	0.39 (0.30-0.50)	7.59 (5.74-9.67)	112.15	0.20 (0.18-0.22)
Central Europe	1.10 (0.83-1.41)	7.52 (5.68-9.58)	1.65 (1.25-2.08)	7.95 (5.98-10.19)	49.71	0.19 (0.18-0.20)
Eastern Europe	2.08 (1.55-2.67)	7.51 (5.68-9.54)	2.73 (2.05-3.48)	7.94 (6.00-10.12)	30.91	0.19 (0.18-0.20)
Western Europe	3.92 (3.01-4.93)	7.00 (5.36-8.84)	6.26 (4.81-7.80)	7.41 (5.64-9.38)	59.46	0.18 (0.16-0.21)

Andean Latin America	0.14 (0.11-0.18)	7.05 (5.31-8.94)	0.42 (0.32-0.54)	7.56 (5.70-9.60)	197.46	0.26 (0.25-0.28)
Central Latin America	0.62 (0.46-0.8)	7.49 (5.67-9.52)	1.85 (1.39-2.37)	7.78 (5.88-9.90)	199.24	0.14 (0.13-0.15)
Southern Latin America	0.31 (0.23-0.39)	6.69 (5.10-8.41)	0.61 (0.47-0.77)	7.42 (5.66-9.40)	99.76	0.35 (0.30-0.40)
Tropical Latin America	0.67 (0.50-0.87)	7.45 (5.65-9.49)	1.93 (1.44-2.48)	7.92 (5.93-10.08)	189.22	0.24 (0.23-0.26)
North Africa and Middle East	1.27 (0.94-1.64)	7.51 (5.69-9.63)	3.55 (2.65-4.60)	8.11 (6.12-10.36)	179.95	0.26 (0.25-0.26)
High-income North America	2.54 (2.17-2.96)	7.46 (6.32-8.69)	4.71 (3.97-5.52)	8.02 (6.76-9.32)	85.05	0.27 (0.24-0.29)
Oceania	0.02 (0.02-0.03)	7.06 (5.37-8.98)	0.05 (0.04-0.07)	7.24 (5.46-9.31)	147.42	0.07 (0.03-0.10)
Central Sub-Saharan Africa	0.15 (0.11-0.19)	6.71 (5.09-8.53)	0.36 (0.26-0.46)	6.83 (5.17-8.66)	143.83	0.03 (0.00-0.05)
Eastern Sub-Saharan Africa	0.48 (0.36-0.63)	6.72 (5.10-8.49)	1.12 (0.83-1.45)	7.02 (5.32-8.92)	131.44	0.15 (0.14-0.16)
Southern Sub-Saharan Africa	0.21 (0.15-0.27)	7.72 (5.79-9.83)	0.45 (0.34-0.59)	8.09 (6.09-10.32)	118.33	0.17 (0.15-0.18)
Western Sub-Saharan Africa	0.60 (0.45-0.78)	7.05 (5.33-8.93)	1.36 (1.01-1.76)	7.29 (5.51-9.24)	125.17	0.06 (0.03-0.09)

ASR, age-standardized prevalence rate; EAPC, estimated annual percentage change; UI, uncertainty interval; CI, confidential interval.

\* Change in absolute number (%)



Table S5. The prevalent cases and ASR of OA in 1990 and 2019, at national level.

Nation	Cause	Case in 1990	ASR in 1990 per 100 000	Case in 2019	ASR in 2019 per 100 000	Change in absolute number (%)	EAPC No. (95% CI)
Afghanistan	Osteoarthritis	328021.32	4490.34	665279.11	4874.10	102.82	0.34 (0.30-0.38)
Afghanistan	Osteoarthritis knee	228018.59	3108.60	471509.69	3453.98	106.79	0.43 (0.38-0.48)
Afghanistan	Osteoarthritis hip	12557.57	176.67	28301.57	209.46	125.37	0.75 (0.62-0.89)
Afghanistan	Osteoarthritis hand	66132.28	909.54	124822.14	940.59	88.75	0.14 (0.12-0.16)
Afghanistan	Osteoarthritis other	47381.48	677.15	90337.76	726.62	90.66	0.34 (0.28-0.40)
Albania	Osteoarthritis	98583.14	4624.62	206968.57	4924.42	109.94	0.23 (0.22-0.23)
Albania	Osteoarthritis knee	63884.73	2991.00	136993.25	3253.70	114.44	0.30 (0.29-0.31)
Albania	Osteoarthritis hip	7341.78	345.43	16968.78	402.38	131.13	0.58 (0.56-0.61)
Albania	Osteoarthritis hand	21067.92	1001.36	42233.28	999.64	100.46	-0.01 (-0.01--0.01)
Albania	Osteoarthritis other	14637.81	709.20	31742.34	745.55	116.85	0.18 (0.17-0.20)
Algeria	Osteoarthritis	608600.60	4832.01	1882092.51	5320.33	209.25	0.33 (0.32-0.34)
Algeria	Osteoarthritis knee	429793.94	3398.28	1362643.82	3848.53	217.05	0.43 (0.41-0.44)
Algeria	Osteoarthritis hip	27221.47	216.04	98131.52	279.67	260.49	0.90 (0.85-0.95)
Algeria	Osteoarthritis hand	115913.19	923.87	320516.75	914.22	176.51	-0.05 (-0.06--0.04)
Algeria	Osteoarthritis other	88374.10	738.03	276497.96	816.40	212.87	0.38 (0.36-0.40)
American Samoa	Osteoarthritis	1307.65	5318.12	2940.26	5777.56	124.85	0.22 (0.12-0.32)
American Samoa	Osteoarthritis knee	1082.42	4350.69	2475.03	4819.33	128.66	0.28 (0.18-0.38)
American Samoa	Osteoarthritis hip	84.24	354.82	194.99	400.53	131.47	0.23 (-0.02-0.48)
American Samoa	Osteoarthritis hand	63.39	282.83	137.58	287.03	117.04	0.05 (0.05-0.06)
American Samoa	Osteoarthritis other	182.31	810.41	406.66	839.78	123.06	0.07 (-0.02-0.17)

Andorra	Osteoarthritis	4645.01	8171.75	11981.14	8536.27	157.94	0.45 (0.35-0.54)
Andorra	Osteoarthritis knee	2203.38	3889.69	5932.30	4234.68	169.24	0.29 (0.26-0.32)
Andorra	Osteoarthritis hip	356.49	632.21	1050.23	753.57	194.61	0.58 (0.48-0.68)
Andorra	Osteoarthritis hand	2493.39	4385.06	6156.83	4375.56	146.93	0.77 (0.521-0.03)
Andorra	Osteoarthritis other	377.39	685.00	1047.74	741.09	177.63	0.26 (0.21-0.31)
Angola	Osteoarthritis	220307.82	5298.07	692463.97	5650.08	214.32	0.22 (0.21-0.23)
Angola	Osteoarthritis knee	135381.12	3265.04	435127.90	3567.46	221.41	0.30 (0.28-0.32)
Angola	Osteoarthritis hip	11156.69	276.34	38448.41	325.30	244.62	0.58 (0.54-0.61)
Angola	Osteoarthritis hand	68441.67	1647.01	205391.20	1679.78	200.10	0.07 (0.07-0.07)
Angola	Osteoarthritis other	24415.94	652.50	77005.71	695.65	215.39	0.20 (0.19-0.22)
Antigua and Barbuda	Osteoarthritis	2759.24	5449.77	6133.89	5790.39	122.30	0.21 (0.20-0.22)
Antigua and Barbuda	Osteoarthritis knee	2139.17	4229.07	4843.34	4564.78	126.41	0.27 (0.25-0.28)
Antigua and Barbuda	Osteoarthritis hip	145.93	281.08	342.96	330.31	135.03	0.54 (0.52-0.56)
Antigua and Barbuda	Osteoarthritis hand	403.87	788.10	806.46	772.49	99.68	-0.07 (-0.08--0.07)
Antigua and Barbuda	Osteoarthritis other	373.29	719.74	782.14	757.82	109.53	0.16 (0.15-0.17)
Argentina	Osteoarthritis	2395863.68	7416.76	4185704.35	7980.85	74.71	0.25 (0.22-0.28)
Argentina	Osteoarthritis knee	1352142.67	4171.67	2476629.69	4701.42	83.16	0.41 (0.35-0.46)
Argentina	Osteoarthritis hip	161187.25	499.66	351630.40	662.79	118.15	0.99 (0.88-1.10)
Argentina	Osteoarthritis hand	1071469.47	3321.66	1741172.63	3314.68	62.50	-0.01 (-0.02-0.00)
Argentina	Osteoarthritis other	212428.78	664.73	392317.31	738.42	84.68	0.36 (0.31-0.41)
Armenia	Osteoarthritis	143158.01	5177.35	226557.05	5478.39	58.26	0.19 (0.19-0.19)
Armenia	Osteoarthritis knee	73263.50	2650.58	120300.50	2905.82	64.20	0.32 (0.32-0.33)
Armenia	Osteoarthritis hip	9311.47	339.83	16889.37	407.46	81.38	0.65 (0.64-0.67)
Armenia	Osteoarthritis hand	56350.94	2048.55	84728.97	2041.58	50.36	-0.02 (-0.03--0.01)

Armenia	Osteoarthritis other	18679.98	697.60	30919.76	745.43	65.52	0.21 (0.20-0.22)
Australia	Osteoarthritis	1464076.23	7662.59	3195923.45	8345.79	118.29	0.18 (0.13-0.24)
Australia	Osteoarthritis knee	842779.13	4378.81	1904137.00	4929.84	125.94	0.41 (0.37-0.44)
Australia	Osteoarthritis hip	110171.72	569.87	299100.84	760.15	171.49	1.00 (0.91-1.09)
Australia	Osteoarthritis hand	638706.92	3350.68	1339640.65	3466.84	109.74	-0.29 (-0.45--0.13)
Australia	Osteoarthritis other	135363.65	704.76	311065.85	785.15	129.80	0.39 (0.35-0.42)
Austria	Osteoarthritis	877031.40	7928.41	1324467.94	8252.16	51.02	0.39 (0.30-0.47)
Austria	Osteoarthritis knee	453299.17	4015.17	692145.83	4238.76	52.69	0.16 (0.15-0.18)
Austria	Osteoarthritis hip	71594.73	630.16	120725.10	729.42	68.62	0.47 (0.44-0.51)
Austria	Osteoarthritis hand	433634.78	3938.77	645887.91	4019.45	48.95	0.77 (0.54-1.00)
Austria	Osteoarthritis other	78268.80	687.53	122753.39	731.71	56.84	0.20 (0.19-0.21)
Azerbaijan	Osteoarthritis	277968.40	5472.98	577741.14	5709.92	107.84	0.26 (0.20-0.32)
Azerbaijan	Osteoarthritis knee	136391.80	2691.23	295876.40	2931.23	116.93	0.31 (0.27-0.34)
Azerbaijan	Osteoarthritis hip	17603.97	349.50	41514.74	423.20	135.83	0.69 (0.63-0.75)
Azerbaijan	Osteoarthritis hand	119337.49	2365.76	229749.58	2289.41	92.52	0.21 (0.02-0.41)
Azerbaijan	Osteoarthritis other	34992.58	706.44	72399.39	757.22	106.90	0.23 (0.21-0.25)
Bahamas	Osteoarthritis	8961.51	5691.46	24506.89	5964.58	173.47	0.16 (0.14-0.18)
Bahamas	Osteoarthritis knee	7004.44	4448.91	19449.61	4730.67	177.68	0.21 (0.19-0.23)
Bahamas	Osteoarthritis hip	499.53	317.09	1418.39	354.13	183.94	0.37 (0.32-0.43)
Bahamas	Osteoarthritis hand	1214.69	789.93	3150.09	781.92	159.33	-0.04 (-0.05--0.04)
Bahamas	Osteoarthritis other	1146.43	755.48	3077.94	775.05	168.48	0.08 (0.06-0.10)
Bahrain	Osteoarthritis	10515.32	5128.21	72697.24	5471.26	591.35	0.20 (0.20-0.21)
Bahrain	Osteoarthritis knee	7494.84	3660.84	52912.74	3994.51	605.99	0.28 (0.27-0.28)
Bahrain	Osteoarthritis hip	582.35	269.37	4246.73	327.28	629.24	0.62 (0.58-0.66)

Bahrain	Osteoarthritis hand	1750.89	893.67	10625.17	846.81	506.84	-0.18 (-0.22--0.15)
Bahrain	Osteoarthritis other	1508.64	809.90	10575.92	879.36	601.02	0.26 (0.25-0.28)
Bangladesh	Osteoarthritis	2189176.84	4520.46	6551799.41	4875.22	199.28	0.29 (0.27-0.32)
Bangladesh	Osteoarthritis knee	1603686.21	3280.79	4864039.18	3601.73	203.30	0.36 (0.34-0.39)
Bangladesh	Osteoarthritis hip	98571.09	197.15	338673.03	249.88	243.58	0.93 (0.88-0.99)
Bangladesh	Osteoarthritis hand	353924.37	758.61	1021537.64	775.82	188.63	0.08 (0.06-0.10)
Bangladesh	Osteoarthritis other	293942.02	651.34	866839.42	670.46	194.90	0.13 (0.11-0.15)
Barbados	Osteoarthritis	15254.88	5673.30	28744.11	5978.42	88.43	0.19 (0.17-0.20)
Barbados	Osteoarthritis knee	11948.30	4440.88	22864.65	4744.49	91.36	0.24 (0.22-0.25)
Barbados	Osteoarthritis hip	865.53	311.53	1717.50	356.90	98.43	0.48 (0.44-0.51)
Barbados	Osteoarthritis hand	2172.04	794.58	3778.08	779.93	73.94	-0.06 (-0.07--0.06)
Barbados	Osteoarthritis other	2071.61	741.99	3793.99	777.46	83.14	0.18 (0.15-0.20)
Belarus	Osteoarthritis	780022.97	6011.49	977785.59	6280.06	25.35	0.16 (0.15-0.17)
Belarus	Osteoarthritis knee	437210.30	3360.95	565649.15	3621.70	29.38	0.27 (0.25-0.28)
Belarus	Osteoarthritis hip	48056.67	370.98	67413.76	431.14	40.28	0.54 (0.50-0.57)
Belarus	Osteoarthritis hand	298947.17	2302.31	356522.24	2279.41	19.26	-0.02 (-0.03--0.02)
Belarus	Osteoarthritis other	93597.81	722.52	120813.34	764.00	29.08	0.19 (0.18-0.20)
Belgium	Osteoarthritis	1085999.97	7458.56	1572855.67	7754.98	44.83	0.26 (0.22-0.30)
Belgium	Osteoarthritis knee	582927.48	3949.29	863721.28	4194.60	48.17	0.19 (0.17-0.21)
Belgium	Osteoarthritis hip	91905.71	618.90	149844.21	715.55	63.04	0.47 (0.43-0.50)
Belgium	Osteoarthritis hand	497589.46	3412.50	698064.04	3425.51	40.29	0.40 (0.27-0.53)
Belgium	Osteoarthritis other	101276.40	681.42	153945.22	724.42	52.01	0.19 (0.17-0.20)
Belize	Osteoarthritis	5069.81	5480.04	17442.85	5995.21	244.05	0.30 (0.24-0.37)
Belize	Osteoarthritis knee	3935.79	4255.41	13798.11	4748.32	250.58	0.37 (0.30-0.44)

Belize	Osteoarthritis hip	279.33	298.76	1062.18	372.80	280.26	0.75 (0.56-0.94)
Belize	Osteoarthritis hand	694.38	755.67	2148.84	753.81	209.46	-0.01 (-0.02-0.00)
Belize	Osteoarthritis other	677.97	742.09	2225.53	798.97	228.26	0.24 (0.16-0.32)
Benin	Osteoarthritis	113226.76	5596.60	312329.15	6017.41	175.84	0.25 (0.22-0.28)
Benin	Osteoarthritis knee	72672.71	3595.94	206140.92	3988.64	183.66	0.36 (0.31-0.40)
Benin	Osteoarthritis hip	5389.54	265.45	16729.35	327.53	210.40	0.74 (0.66-0.82)
Benin	Osteoarthritis hand	33424.73	1655.49	85968.13	1664.35	157.20	0.02 (0.02-0.03)
Benin	Osteoarthritis other	13071.40	674.83	35241.24	731.59	169.61	0.28 (0.25-0.30)
Bermuda	Osteoarthritis	3775.70	5973.24	7529.22	6146.12	99.41	0.09 (0.07-0.11)
Bermuda	Osteoarthritis knee	2975.07	4700.83	6003.64	4893.87	101.80	0.13 (0.11-0.15)
Bermuda	Osteoarthritis hip	230.99	365.13	479.12	388.15	107.42	0.18 (0.12-0.23)
Bermuda	Osteoarthritis hand	492.65	789.00	972.90	778.59	97.48	-0.05 (-0.05--0.04)
Bermuda	Osteoarthritis other	500.45	803.88	1018.90	807.19	103.60	0.00 (-0.03-0.03)
Bhutan	Osteoarthritis	12374.50	4764.03	30281.54	5188.65	144.71	0.32 (0.31-0.34)
Bhutan	Osteoarthritis knee	9165.11	3486.17	22728.81	3875.84	147.99	0.40 (0.38-0.42)
Bhutan	Osteoarthritis hip	600.61	225.62	1780.15	299.33	196.39	1.07 (1.01-1.13)
Bhutan	Osteoarthritis hand	1946.31	797.35	4404.43	778.12	126.30	-0.08 (-0.10--0.06)
Bhutan	Osteoarthritis other	1574.33	665.18	3982.40	716.25	152.96	0.28 (0.25-0.32)
Bolivia (Plurinational State of)	Osteoarthritis	179928.03	5451.46	539653.58	5924.48	199.93	0.29 (0.28-0.30)
Bolivia (Plurinational State of)	Osteoarthritis knee	131603.75	3980.44	405620.54	4446.90	208.21	0.39 (0.37-0.40)
Bolivia (Plurinational State of)	Osteoarthritis hip	7898.12	240.37	27032.92	299.32	242.27	0.78 (0.75-0.82)
Bolivia (Plurinational State of)	Osteoarthritis hand	37121.80	1148.87	102002.40	1136.23	174.78	-0.03 (-0.04--0.03)
Bolivia (Plurinational State of)	Osteoarthritis other	21144.12	674.13	64695.38	734.59	205.97	0.32 (0.30-0.34)
Bosnia and Herzegovina	Osteoarthritis	197798.79	4653.35	288181.49	4960.90	45.69	0.23 (0.20-0.26)

Bosnia and Herzegovina	Osteoarthritis knee	129033.71	3023.52	191402.39	3285.04	48.34	0.29 (0.26-0.32)
Bosnia and Herzegovina	Osteoarthritis hip	14438.68	346.06	23790.01	408.61	64.77	0.62 (0.53-0.70)
Bosnia and Herzegovina	Osteoarthritis hand	42227.75	1008.19	58581.37	1004.33	38.73	-0.01 (-0.01--0.01)
Bosnia and Herzegovina	Osteoarthritis other	28688.89	702.65	44034.52	750.71	53.49	0.23 (0.18-0.28)
Botswana	Osteoarthritis	35326.08	5937.12	96708.27	6455.22	173.76	0.27 (0.25-0.28)
Botswana	Osteoarthritis knee	20881.22	3526.30	58896.60	3984.55	182.06	0.39 (0.37-0.41)
Botswana	Osteoarthritis hip	1967.61	334.96	6413.22	438.90	225.94	0.85 (0.78-0.92)
Botswana	Osteoarthritis hand	12205.46	2041.47	31003.21	2048.19	154.01	0.02 (0.01-0.03)
Botswana	Osteoarthritis other	3913.90	702.90	10773.58	782.23	175.26	0.33 (0.30-0.37)
Brazil	Osteoarthritis	4963040.04	5417.24	14185138.43	5874.22	185.82	0.30 (0.29-0.31)
Brazil	Osteoarthritis knee	3783203.46	4117.73	11016487.87	4557.87	191.19	0.37 (0.36-0.38)
Brazil	Osteoarthritis hip	260275.58	283.78	825157.10	343.93	217.03	0.70 (0.68-0.72)
Brazil	Osteoarthritis hand	751497.92	844.26	2035479.96	851.31	170.86	0.03 (0.03-0.03)
Brazil	Osteoarthritis other	652728.94	746.08	1891603.24	793.43	189.80	0.24 (0.23-0.26)
Brunei Darussalam	Osteoarthritis	8751.55	8276.66	30287.81	8743.52	246.08	0.19 (0.18-0.20)
Brunei Darussalam	Osteoarthritis knee	5672.37	5540.52	19951.89	5953.91	251.74	0.26 (0.24-0.27)
Brunei Darussalam	Osteoarthritis hip	429.55	409.62	1616.81	492.94	276.40	0.67 (0.60-0.75)
Brunei Darussalam	Osteoarthritis hand	3503.67	3451.26	11971.05	3544.87	241.67	0.09 (0.07-0.10)
Brunei Darussalam	Osteoarthritis other	634.17	644.02	2205.79	692.62	247.82	0.29 (0.26-0.32)
Bulgaria	Osteoarthritis	611077.10	4926.38	688536.02	5107.65	12.68	0.09 (0.08-0.11)
Bulgaria	Osteoarthritis knee	402752.90	3230.10	458194.73	3392.82	13.77	0.13 (0.12-0.15)
Bulgaria	Osteoarthritis hip	51240.83	413.34	60772.40	443.44	18.60	0.17 (0.13-0.21)
Bulgaria	Osteoarthritis hand	123808.44	1002.47	137491.58	1006.03	11.05	0.01 (0.01-0.01)
Bulgaria	Osteoarthritis other	93303.68	758.78	108371.53	780.42	16.15	0.06 (0.04-0.08)

Burkina Faso	Osteoarthritis	249694.93	5512.85	569082.83	5830.78	127.91	0.19 (0.18-0.20)
Burkina Faso	Osteoarthritis knee	159965.15	3519.88	371491.74	3816.05	132.23	0.27 (0.26-0.29)
Burkina Faso	Osteoarthritis hip	11138.63	250.43	28058.51	293.14	151.90	0.54 (0.51-0.57)
Burkina Faso	Osteoarthritis hand	74784.47	1658.84	162877.59	1676.23	117.80	0.04 (0.03-0.04)
Burkina Faso	Osteoarthritis other	28009.95	660.69	62771.85	697.27	124.11	0.15 (0.13-0.16)
Burundi	Osteoarthritis	126232.98	5323.90	261844.59	5337.80	107.43	0.01 (0.00-0.01)
Burundi	Osteoarthritis knee	77564.46	3272.56	162009.70	3314.20	108.87	0.04 (0.03-0.05)
Burundi	Osteoarthritis hip	6481.22	273.34	13647.06	284.72	110.56	0.15 (0.14-0.16)
Burundi	Osteoarthritis hand	39663.30	1676.03	79869.10	1628.28	101.37	-0.11 (-0.11--0.11)
Burundi	Osteoarthritis other	14552.28	648.95	29466.24	659.36	102.49	0.06 (0.05-0.07)
Cabo Verde	Osteoarthritis	12414.57	5701.39	26750.61	6069.30	115.48	0.21 (0.19-0.22)
Cabo Verde	Osteoarthritis knee	8020.85	3675.04	17703.57	4030.03	120.72	0.31 (0.28-0.33)
Cabo Verde	Osteoarthritis hip	603.08	270.70	1454.62	333.00	141.20	0.72 (0.69-0.74)
Cabo Verde	Osteoarthritis hand	3694.39	1698.45	7406.27	1682.94	100.47	-0.03 (-0.05--0.01)
Cabo Verde	Osteoarthritis other	1519.91	674.44	3141.46	733.85	106.69	0.27 (0.26-0.29)
Cambodia	Osteoarthritis	172446.42	3693.47	491568.55	3933.21	185.06	0.23 (0.22-0.24)
Cambodia	Osteoarthritis knee	140138.02	2957.02	403652.18	3194.51	188.04	0.28 (0.27-0.30)
Cambodia	Osteoarthritis hip	8859.80	193.56	25812.82	211.12	191.35	0.32 (0.29-0.35)
Cambodia	Osteoarthritis hand	5370.15	125.46	14680.13	126.89	173.37	0.04 (0.04-0.05)
Cambodia	Osteoarthritis other	27849.36	647.55	77768.39	662.31	179.25	0.08 (0.07-0.10)
Cameroon	Osteoarthritis	279718.57	5929.10	792407.36	6176.23	183.29	0.12 (0.11-0.13)
Cameroon	Osteoarthritis knee	183991.97	3897.26	527621.39	4128.66	186.76	0.17 (0.16-0.18)
Cameroon	Osteoarthritis hip	14943.20	324.29	45675.23	362.59	205.66	0.32 (0.30-0.35)
Cameroon	Osteoarthritis hand	77359.43	1649.92	210791.68	1654.57	172.48	0.01 (0.01-0.01)

Cameroon	Osteoarthritis other	31940.03	729.71	90297.58	763.99	182.71	0.11 (0.10-0.13)
Canada	Osteoarthritis	2271140.94	7190.60	4794026.02	7580.81	111.08	0.12 (0.09-0.15)
Canada	Osteoarthritis knee	767567.59	2411.08	1757612.74	2752.75	128.98	0.27 (0.19-0.36)
Canada	Osteoarthritis hip	143998.26	449.31	389970.87	599.15	170.82	0.61 (0.43-0.79)
Canada	Osteoarthritis hand	1488351.95	4718.18	2988073.08	4682.43	100.76	-0.03 (-0.03--0.03)
Canada	Osteoarthritis other	220899.45	692.88	492023.40	760.81	122.74	0.33 (0.29-0.37)
Central African Republic	Osteoarthritis	65324.77	5341.38	127870.50	5470.25	95.75	0.08 (0.08-0.09)
Central African Republic	Osteoarthritis knee	40195.50	3287.16	79345.08	3410.71	97.40	0.13 (0.12-0.14)
Central African Republic	Osteoarthritis hip	3267.73	275.07	6588.71	292.70	101.63	0.22 (0.19-0.25)
Central African Republic	Osteoarthritis hand	20444.60	1679.35	39219.79	1686.35	91.83	0.01 (0.01-0.01)
Central African Republic	Osteoarthritis other	7254.31	652.41	13905.73	663.09	91.69	0.06 (0.05-0.08)
Chad	Osteoarthritis	153864.30	5414.11	330122.09	5538.31	114.55	0.06 (0.05-0.07)
Chad	Osteoarthritis knee	97482.56	3425.18	212102.87	3567.03	117.58	0.12 (0.11-0.14)
Chad	Osteoarthritis hip	6737.61	236.76	15295.28	261.60	127.01	0.32 (0.29-0.34)
Chad	Osteoarthritis hand	46893.86	1656.38	96070.75	1612.73	104.87	-0.10 (-0.10--0.10)
Chad	Osteoarthritis other	17820.83	651.67	37367.12	679.58	109.68	0.13 (0.11-0.14)
Chile	Osteoarthritis	766781.53	7532.08	1933076.33	8072.63	152.10	0.22 (0.19-0.25)
Chile	Osteoarthritis knee	435347.73	4286.01	1150849.14	4798.71	164.35	0.35 (0.31-0.40)
Chile	Osteoarthritis hip	53585.52	531.79	167034.38	697.21	211.72	0.89 (0.78-1.00)
Chile	Osteoarthritis hand	335002.97	3308.47	792382.47	3295.01	136.53	-0.02 (-0.02--0.01)
Chile	Osteoarthritis other	67629.78	682.53	179816.50	749.71	165.88	0.31 (0.27-0.34)
China	Osteoarthritis	51760492.05	5880.58	132807005.69	6330.06	156.58	0.35 (0.28-0.43)
China	Osteoarthritis knee	42570836.35	4797.01	108120120.28	5125.46	153.98	0.48 (0.36-0.60)
China	Osteoarthritis hip	1503678.41	172.51	4787069.27	234.09	218.36	1.16 (1.06-1.26)



China	Osteoarthritis hand	6989896.87	828.04	19637407.60	953.81	180.94	-0.15 (-0.50-0.21)
China	Osteoarthritis other	5784078.04	702.35	15280407.08	745.83	164.18	0.23 (0.21-0.25)
Colombia	Osteoarthritis	978226.50	5383.09	3076273.19	5793.29	214.47	0.25 (0.24-0.26)
Colombia	Osteoarthritis knee	748077.16	4111.59	2399873.10	4524.47	220.81	0.33 (0.32-0.34)
Colombia	Osteoarthritis hip	43800.77	240.68	148847.12	281.42	239.83	0.51 (0.49-0.54)
Colombia	Osteoarthritis hand	154221.42	867.64	468499.31	879.44	203.78	0.05 (0.05-0.05)
Colombia	Osteoarthritis other	124148.04	715.97	396096.27	743.77	219.05	0.13 (0.12-0.14)
Comoros	Osteoarthritis	12180.05	5411.70	28375.15	5635.71	132.96	0.14 (0.13-0.14)
Comoros	Osteoarthritis knee	7572.38	3362.55	17911.30	3564.76	136.53	0.20 (0.19-0.21)
Comoros	Osteoarthritis hip	660.96	295.87	1627.81	328.11	146.28	0.37 (0.36-0.37)
Comoros	Osteoarthritis hand	3710.33	1652.20	8396.51	1669.70	126.30	0.03 (0.03-0.04)
Comoros	Osteoarthritis other	1433.41	665.91	3310.07	687.24	130.92	0.11 (0.10-0.12)
Congo	Osteoarthritis	61315.79	5568.52	167309.62	5814.67	172.87	0.14 (0.13-0.14)
Congo	Osteoarthritis knee	38470.92	3487.90	106366.44	3720.74	176.49	0.20 (0.20-0.21)
Congo	Osteoarthritis hip	3407.74	314.66	10219.68	368.55	199.90	0.55 (0.54-0.56)
Congo	Osteoarthritis hand	18467.41	1687.20	47513.45	1654.86	157.28	-0.07 (-0.08--0.07)
Congo	Osteoarthritis other	6977.77	680.89	19077.61	728.20	173.41	0.22 (0.21-0.24)
Cook Islands	Osteoarthritis	673.42	5117.32	1424.99	5780.73	111.61	0.37 (0.31-0.44)
Cook Islands	Osteoarthritis knee	551.49	4156.98	1185.19	4800.74	114.91	0.45 (0.39-0.52)
Cook Islands	Osteoarthritis hip	41.96	326.57	99.53	405.30	137.20	0.58 (0.42-0.74)
Cook Islands	Osteoarthritis hand	34.90	279.73	70.23	285.60	101.25	0.08 (0.07-0.10)
Cook Islands	Osteoarthritis other	100.29	799.47	213.38	857.99	112.77	0.19 (0.13-0.24)
Costa Rica	Osteoarthritis	97109.08	5493.74	308123.28	5911.13	217.30	0.25 (0.24-0.26)
Costa Rica	Osteoarthritis knee	74553.95	4217.94	241477.41	4634.44	223.90	0.32 (0.31-0.33)

Costa Rica	Osteoarthritis hip	4587.84	256.46	15533.01	299.50	238.57	0.52 (0.49-0.54)
Costa Rica	Osteoarthritis hand	15125.79	867.07	45672.81	876.83	201.95	0.04 (0.04-0.04)
Costa Rica	Osteoarthritis other	12554.63	727.58	39598.16	763.73	215.41	0.17 (0.16-0.18)
Croatia	Osteoarthritis	317337.01	4918.90	411441.87	5099.30	29.65	0.13 (0.12-0.15)
Croatia	Osteoarthritis knee	205674.93	3179.24	273396.32	3386.71	32.93	0.24 (0.21-0.26)
Croatia	Osteoarthritis hip	24906.36	388.43	36242.05	442.59	45.51	0.52 (0.47-0.56)
Croatia	Osteoarthritis hand	70631.54	1097.42	82410.43	1005.54	16.68	-0.34 (-0.43--0.25)
Croatia	Osteoarthritis other	47019.72	736.21	64962.48	778.70	38.16	0.21 (0.19-0.24)
Cuba	Osteoarthritis	548240.52	5375.50	1083246.03	5806.12	97.59	0.29 (0.28-0.31)
Cuba	Osteoarthritis knee	424993.02	4162.16	856022.42	4589.21	101.42	0.37 (0.35-0.39)
Cuba	Osteoarthritis hip	28689.23	280.73	61878.59	333.79	115.69	0.66 (0.62-0.71)
Cuba	Osteoarthritis hand	77308.55	760.85	145245.18	770.61	87.88	0.04 (0.04-0.04)
Cuba	Osteoarthritis other	73336.78	721.59	142706.23	752.62	94.59	0.18 (0.16-0.21)
Cyprus	Osteoarthritis	61662.72	7514.05	148990.14	7904.88	141.62	0.36 (0.29-0.43)
Cyprus	Osteoarthritis knee	31365.05	3781.57	78594.12	4131.06	150.58	0.31 (0.28-0.34)
Cyprus	Osteoarthritis hip	4675.15	565.67	13150.16	688.27	181.28	0.72 (0.65-0.79)
Cyprus	Osteoarthritis hand	30325.44	3711.36	70070.40	3713.87	131.06	0.49 (0.33-0.65)
Cyprus	Osteoarthritis other	5319.22	658.40	13589.39	717.31	155.48	0.34 (0.30-0.38)
Czechia	Osteoarthritis	658298.65	4888.61	998519.38	5143.35	51.68	0.16 (0.15-0.17)
Czechia	Osteoarthritis knee	432651.62	3206.61	664510.94	3420.35	53.59	0.20 (0.19-0.22)
Czechia	Osteoarthritis hip	53960.01	398.52	89701.42	454.77	66.24	0.44 (0.41-0.47)
Czechia	Osteoarthritis hand	136231.64	1010.57	197523.57	1003.87	44.99	-0.02 (-0.03--0.02)
Czechia	Osteoarthritis other	100977.63	746.03	157527.17	788.50	56.00	0.19 (0.17-0.21)
Côte d'Ivoire	Osteoarthritis	248094.77	5620.24	689044.10	5878.34	177.73	0.13 (0.11-0.14)

Côte d'Ivoire	Osteoarthritis knee	159747.79	3626.10	452380.70	3878.08	183.18	0.19 (0.16-0.21)
Côte d'Ivoire	Osteoarthritis hip	12055.61	280.22	36069.93	315.01	199.20	0.35 (0.31-0.38)
Côte d'Ivoire	Osteoarthritis hand	71062.26	1617.45	189596.16	1626.24	166.80	0.02 (0.01-0.03)
Côte d'Ivoire	Osteoarthritis other	27532.68	698.55	76413.73	721.09	177.54	0.10 (0.09-0.11)
Democratic People's Republic of Korea	Osteoarthritis	987463.11	5718.37	1940068.53	5866.04	96.47	0.09 (0.08-0.10)
Democratic People's Republic of Korea	Osteoarthritis knee	802944.72	4595.28	1588042.66	4780.87	97.78	0.14 (0.13-0.16)
Democratic People's Republic of Korea	Osteoarthritis hip	28810.88	175.65	57575.69	178.58	99.84	0.04 (0.02-0.06)
Democratic People's Republic of Korea	Osteoarthritis hand	140994.86	860.46	278952.97	859.64	97.85	0.00 (0.00-0.00)
Democratic People's Republic of Korea	Osteoarthritis other	103835.31	658.90	208919.77	651.15	101.20	-0.06 (-0.07--0.04)
Democratic Republic of the Congo	Osteoarthritis	909911.69	5442.32	2114034.10	5525.17	132.33	0.01 (-0.01-0.03)
Democratic Republic of the Congo	Osteoarthritis knee	565778.21	3378.30	1319207.80	3461.43	133.17	0.03 (0.00-0.05)
Democratic Republic of the Congo	Osteoarthritis hip	48155.93	296.02	112779.61	302.34	134.20	-0.05 (-0.11-0.01)
Democratic Republic of the Congo	Osteoarthritis hand	277930.19	1663.17	640638.75	1680.68	130.50	0.03 (0.02-0.05)
Democratic Republic of the Congo	Osteoarthritis other	103131.37	675.60	236356.44	673.90	129.18	-0.06 (-0.09--0.03)
Denmark	Osteoarthritis	603424.17	8050.81	812568.50	7875.60	34.66	0.02 (-0.02-0.06)
Denmark	Osteoarthritis knee	289502.62	3788.46	425984.57	4050.00	47.14	0.18 (0.13-0.23)
Denmark	Osteoarthritis hip	67051.37	872.37	82899.63	777.57	23.64	-0.52 (-0.78--0.27)
Denmark	Osteoarthritis hand	312539.64	4172.00	384579.83	3708.58	23.05	-0.08 (-0.18-0.02)
Denmark	Osteoarthritis other	52451.76	676.34	77059.59	717.92	46.92	0.22 (0.21-0.24)
Djibouti	Osteoarthritis	8287.30	5298.94	38015.09	5653.35	358.71	0.25 (0.24-0.26)
Djibouti	Osteoarthritis knee	5073.85	3266.19	23927.12	3581.65	371.58	0.36 (0.34-0.37)
Djibouti	Osteoarthritis hip	424.46	278.93	2274.74	350.78	435.91	0.89 (0.85-0.92)
Djibouti	Osteoarthritis hand	2565.89	1639.84	10844.01	1613.12	322.62	-0.06 (-0.06--0.06)
Djibouti	Osteoarthritis other	908.50	659.06	4391.17	726.39	383.34	0.39 (0.37-0.41)

Dominica	Osteoarthritis	3671.80	5502.90	5143.70	5768.30	40.09	0.14 (0.13-0.16)
Dominica	Osteoarthritis knee	2862.81	4284.19	4061.93	4551.92	41.89	0.18 (0.17-0.20)
Dominica	Osteoarthritis hip	194.06	283.29	295.67	332.30	52.36	0.54 (0.48-0.60)
Dominica	Osteoarthritis hand	540.00	798.87	679.73	758.45	25.88	-0.21 (-0.23--0.20)
Dominica	Osteoarthritis other	493.64	714.79	681.27	756.39	38.01	0.20 (0.17-0.23)
Dominican Republic	Osteoarthritis	202105.51	5301.47	552587.76	5834.98	173.42	0.36 (0.34-0.37)
Dominican Republic	Osteoarthritis knee	156307.09	4094.00	436293.75	4607.07	179.13	0.44 (0.42-0.46)
Dominican Republic	Osteoarthritis hip	10252.27	269.42	31886.13	339.46	211.02	0.88 (0.84-0.93)
Dominican Republic	Osteoarthritis hand	28454.59	760.15	71755.01	766.29	152.17	0.01 (0.01-0.02)
Dominican Republic	Osteoarthritis other	26030.79	710.91	71248.88	767.71	173.71	0.28 (0.27-0.30)
Ecuador	Osteoarthritis	337121.20	6160.70	1062015.78	6886.94	215.02	0.39 (0.37-0.41)
Ecuador	Osteoarthritis knee	236041.17	4317.43	753688.81	4888.78	219.30	0.40 (0.38-0.42)
Ecuador	Osteoarthritis hip	16518.41	303.35	55186.50	360.55	234.09	0.48 (0.41-0.55)
Ecuador	Osteoarthritis hand	85646.43	1581.93	282738.92	1843.89	230.12	0.71 (0.58-0.85)
Ecuador	Osteoarthritis other	38806.72	737.85	118460.81	783.55	205.26	0.17 (0.14-0.20)
Egypt	Osteoarthritis	1523478.87	4999.93	3656547.60	5374.08	140.01	0.17 (0.14-0.21)
Egypt	Osteoarthritis knee	1084476.85	3551.55	2664808.79	3911.92	145.72	0.24 (0.19-0.28)
Egypt	Osteoarthritis hip	72586.48	239.45	197618.22	295.47	172.25	0.50 (0.40-0.60)
Egypt	Osteoarthritis hand	277400.60	923.43	598457.75	885.58	115.74	-0.15 (-0.16--0.15)
Egypt	Osteoarthritis other	219332.34	762.79	528464.99	827.30	140.94	0.21 (0.17-0.25)
El Salvador	Osteoarthritis	161482.26	5410.53	345321.65	5900.70	113.84	0.30 (0.27-0.34)
El Salvador	Osteoarthritis knee	123600.07	4141.38	270408.58	4629.82	118.78	0.39 (0.35-0.43)
El Salvador	Osteoarthritis hip	7193.54	240.44	16957.70	288.58	135.74	0.62 (0.52-0.72)
El Salvador	Osteoarthritis hand	25885.58	875.97	52506.58	892.64	102.84	0.07 (0.07-0.07)

El Salvador	Osteoarthritis other	20701.57	708.52	44233.69	748.35	113.67	0.18 (0.15-0.22)
Equatorial Guinea	Osteoarthritis	11043.91	5377.02	31251.62	6025.04	182.98	0.46 (0.43-0.49)
Equatorial Guinea	Osteoarthritis knee	6819.44	3316.83	20011.71	3888.39	193.45	0.64 (0.60-0.68)
Equatorial Guinea	Osteoarthritis hip	557.46	278.61	2037.46	398.34	265.49	1.48 (1.38-1.59)
Equatorial Guinea	Osteoarthritis hand	3454.94	1689.42	8794.17	1700.75	154.54	0.01 (0.00-0.03)
Equatorial Guinea	Osteoarthritis other	1237.35	650.81	3549.21	743.68	186.84	0.55 (0.50-0.59)
Eritrea	Osteoarthritis	56287.28	5284.29	159053.98	5464.78	182.58	0.11 (0.09-0.13)
Eritrea	Osteoarthritis knee	34113.59	3216.57	98073.44	3387.71	187.49	0.17 (0.14-0.20)
Eritrea	Osteoarthritis hip	2653.50	257.54	8131.49	286.91	206.44	0.35 (0.30-0.41)
Eritrea	Osteoarthritis hand	18156.17	1713.24	49260.90	1702.70	171.32	-0.02 (-0.03--0.01)
Eritrea	Osteoarthritis other	6049.43	641.24	17495.32	668.30	189.21	0.14 (0.11-0.16)
Estonia	Osteoarthritis	123834.57	6086.79	150839.92	6348.65	21.81	0.17 (0.15-0.18)
Estonia	Osteoarthritis knee	69970.98	3428.09	88142.96	3691.64	25.97	0.29 (0.26-0.32)
Estonia	Osteoarthritis hip	7876.59	387.22	11036.50	454.84	40.12	0.65 (0.61-0.69)
Estonia	Osteoarthritis hand	46904.10	2304.63	54228.62	2254.20	15.62	-0.07 (-0.07--0.06)
Estonia	Osteoarthritis other	14950.60	733.48	19461.75	782.19	30.17	0.24 (0.23-0.25)
Eswatini	Osteoarthritis	19539.14	6261.17	40213.00	6603.84	105.81	0.12 (0.06-0.19)
Eswatini	Osteoarthritis knee	11751.18	3812.15	24839.88	4118.07	111.38	0.18 (0.09-0.26)
Eswatini	Osteoarthritis hip	1222.95	401.82	2805.33	466.03	129.39	0.30 (0.09-0.51)
Eswatini	Osteoarthritis hand	6450.40	2045.62	12635.57	2064.91	95.89	0.04 (0.04-0.04)
Eswatini	Osteoarthritis other	2161.24	748.95	4512.16	792.98	108.78	0.13 (0.05-0.20)
Ethiopia	Osteoarthritis	1107784.82	5353.88	2413016.20	5554.20	117.82	0.14 (0.13-0.16)
Ethiopia	Osteoarthritis knee	669791.91	3230.74	1474693.75	3409.43	120.17	0.21 (0.19-0.23)
Ethiopia	Osteoarthritis hip	58948.21	288.12	140118.90	322.77	137.70	0.42 (0.38-0.45)

Ethiopia	Osteoarthritis hand	351601.47	1719.13	743746.15	1717.02	111.53	0.01 (-0.01-0.03)
Ethiopia	Osteoarthritis other	129837.52	685.97	288842.88	716.04	122.46	0.14 (0.13-0.15)
Fiji	Osteoarthritis	19382.84	4903.91	43930.96	5464.89	126.65	0.32 (0.27-0.37)
Fiji	Osteoarthritis knee	16022.42	3991.18	36871.62	4537.63	130.13	0.39 (0.34-0.45)
Fiji	Osteoarthritis hip	1078.40	285.33	2669.50	346.15	147.54	0.52 (0.40-0.64)
Fiji	Osteoarthritis hand	1016.62	285.64	2138.52	290.04	110.36	0.04 (0.03-0.05)
Fiji	Osteoarthritis other	2646.73	748.83	6010.18	801.11	127.08	0.18 (0.14-0.22)
Finland	Osteoarthritis	446656.26	6479.90	719739.54	6704.55	61.14	0.11 (0.09-0.13)
Finland	Osteoarthritis knee	279043.42	4019.33	462789.78	4255.83	65.85	0.19 (0.16-0.21)
Finland	Osteoarthritis hip	44935.01	645.33	83180.19	748.56	85.11	0.51 (0.46-0.57)
Finland	Osteoarthritis hand	145875.02	2110.57	218735.65	1999.39	49.95	-0.20 (-0.21--0.19)
Finland	Osteoarthritis other	47683.03	686.30	81979.81	732.81	71.93	0.25 (0.22-0.27)
France	Osteoarthritis	5280753.25	6755.66	8427601.52	7043.96	59.59	0.16 (0.13-0.19)
France	Osteoarthritis knee	3088774.02	3916.20	5047811.42	4173.96	63.42	0.22 (0.20-0.24)
France	Osteoarthritis hip	513677.04	644.95	923173.09	747.21	79.72	0.59 (0.33-0.86)
France	Osteoarthritis hand	1998214.97	2543.87	3050493.84	2516.51	52.66	-0.02 (-0.02--0.01)
France	Osteoarthritis other	542861.55	678.15	903402.79	718.21	66.41	0.21 (0.18-0.23)
Gabon	Osteoarthritis	31986.02	5639.69	68480.28	6108.84	114.09	0.26 (0.24-0.28)
Gabon	Osteoarthritis knee	20202.01	3548.09	44403.25	3973.19	119.80	0.37 (0.35-0.39)
Gabon	Osteoarthritis hip	1847.19	327.77	4679.53	429.13	153.33	0.89 (0.81-0.96)
Gabon	Osteoarthritis hand	9492.16	1687.10	18588.57	1667.84	95.83	-0.05 (-0.05--0.05)
Gabon	Osteoarthritis other	3788.50	694.90	8055.88	766.35	112.64	0.32 (0.29-0.35)
Gambia	Osteoarthritis	20563.59	5549.28	58816.94	5895.66	186.02	0.20 (0.19-0.22)
Gambia	Osteoarthritis knee	13186.49	3563.66	38545.82	3879.57	192.31	0.28 (0.26-0.31)

Gambia	Osteoarthritis hip	984.43	266.92	3090.64	311.12	213.95	0.50 (0.45-0.54)
Gambia	Osteoarthritis hand	5976.36	1623.26	16413.92	1650.25	174.65	0.07 (0.06-0.08)
Gambia	Osteoarthritis other	2354.45	686.10	6787.90	721.86	188.30	0.14 (0.13-0.16)
Georgia	Osteoarthritis	359738.00	5786.51	338499.86	5845.65	-5.90	-0.01 (-0.10-0.07)
Georgia	Osteoarthritis knee	176439.69	2833.85	169405.33	2925.66	-3.99	0.10 (0.09-0.11)
Georgia	Osteoarthritis hip	24577.02	397.31	24253.75	416.24	-1.32	0.14 (0.12-0.16)
Georgia	Osteoarthritis hand	156763.82	2526.34	144862.70	2477.34	-7.59	-0.19 (-0.45-0.08)
Georgia	Osteoarthritis other	45574.30	742.69	44681.66	751.88	-1.96	0.02 (0.01-0.03)
Germany	Osteoarthritis	7614034.22	6273.27	10975006.42	6506.41	44.14	0.11 (0.09-0.12)
Germany	Osteoarthritis knee	4935554.08	4043.03	7255223.72	4265.06	47.00	0.15 (0.14-0.17)
Germany	Osteoarthritis hip	786143.89	641.99	1287620.27	743.74	63.79	0.47 (0.42-0.52)
Germany	Osteoarthritis hand	2200278.31	1796.66	2941028.48	1708.57	33.67	-0.18 (-0.19--0.17)
Germany	Osteoarthritis other	846470.56	688.25	1290678.31	734.80	52.48	0.21 (0.18-0.23)
Ghana	Osteoarthritis	371033.20	5593.78	1042822.73	6055.93	181.06	0.26 (0.25-0.28)
Ghana	Osteoarthritis knee	238246.28	3591.52	689220.24	4012.54	189.29	0.37 (0.34-0.39)
Ghana	Osteoarthritis hip	17279.56	265.23	55751.57	329.98	222.64	0.71 (0.65-0.78)
Ghana	Osteoarthritis hand	109279.09	1656.54	288219.97	1685.30	163.75	0.07 (0.06-0.08)
Ghana	Osteoarthritis other	41367.47	677.87	117042.44	733.24	182.93	0.24 (0.22-0.26)
Greece	Osteoarthritis	838132.60	5637.24	1229564.78	5949.75	46.70	0.36 (0.28-0.44)
Greece	Osteoarthritis knee	594735.42	3979.69	881839.62	4247.65	48.27	0.21 (0.16-0.25)
Greece	Osteoarthritis hip	85836.27	574.71	140121.13	659.04	63.24	1.39 (0.99-1.78)
Greece	Osteoarthritis hand	160895.71	1076.18	227605.48	1072.13	41.46	0.84 (0.49-1.20)
Greece	Osteoarthritis other	102572.53	688.02	157761.97	727.84	53.81	0.18 (0.14-0.23)
Greenland	Osteoarthritis	2712.17	7242.04	5537.09	7548.20	104.16	0.15 (0.14-0.15)

Greenland	Osteoarthritis knee	965.85	2627.92	2111.97	2923.44	118.67	0.38 (0.34-0.41)
Greenland	Osteoarthritis hip	169.47	476.27	424.85	600.81	150.70	0.82 (0.74-0.89)
Greenland	Osteoarthritis hand	1694.93	4594.80	3354.98	4520.03	97.94	-0.06 (-0.08--0.04)
Greenland	Osteoarthritis other	234.78	663.96	495.84	712.30	111.19	0.25 (0.23-0.27)
Grenada	Osteoarthritis	3596.18	5316.94	6598.20	5679.63	83.48	0.22 (0.20-0.25)
Grenada	Osteoarthritis knee	2776.05	4110.90	5206.33	4470.87	87.54	0.28 (0.25-0.32)
Grenada	Osteoarthritis hip	180.38	259.51	356.86	313.39	97.84	0.62 (0.57-0.68)
Grenada	Osteoarthritis hand	547.05	792.36	878.19	771.55	60.53	-0.08 (-0.10--0.05)
Grenada	Osteoarthritis other	489.75	695.71	837.50	738.75	71.01	0.19 (0.17-0.22)
Guam	Osteoarthritis	4310.90	5149.41	11014.14	5667.00	155.49	0.35 (0.32-0.38)
Guam	Osteoarthritis knee	3567.18	4208.68	9196.71	4715.80	157.81	0.42 (0.39-0.45)
Guam	Osteoarthritis hip	265.35	326.43	737.42	386.55	177.91	0.59 (0.54-0.65)
Guam	Osteoarthritis hand	214.83	283.07	545.65	285.56	153.99	0.03 (0.02-0.04)
Guam	Osteoarthritis other	598.01	783.26	1591.95	828.01	166.21	0.21 (0.19-0.23)
Guatemala	Osteoarthritis	196931.24	5148.36	629562.06	5603.76	219.69	0.29 (0.27-0.31)
Guatemala	Osteoarthritis knee	149707.88	3899.07	488958.41	4348.73	226.61	0.37 (0.35-0.40)
Guatemala	Osteoarthritis hip	8109.89	214.23	28749.48	253.87	254.50	0.57 (0.53-0.61)
Guatemala	Osteoarthritis hand	32190.28	860.61	97623.57	883.19	203.27	0.09 (0.09-0.10)
Guatemala	Osteoarthritis other	24305.68	677.60	78055.71	712.62	221.14	0.19 (0.16-0.21)
Guinea	Osteoarthritis	186079.46	5519.82	326560.64	5718.07	75.50	0.10 (0.09-0.11)
Guinea	Osteoarthritis knee	119257.64	3530.00	212121.85	3721.63	77.87	0.16 (0.14-0.17)
Guinea	Osteoarthritis hip	8622.92	257.00	16079.12	283.93	86.47	0.32 (0.31-0.34)
Guinea	Osteoarthritis hand	55106.53	1640.33	93395.85	1638.07	69.48	-0.02 (-0.03--0.01)
Guinea	Osteoarthritis other	21632.96	669.51	37592.68	696.60	73.78	0.12 (0.11-0.14)



Guinea-Bissau	Osteoarthritis	23166.12	5537.89	44225.54	5748.32	90.91	0.11 (0.09-0.12)
Guinea-Bissau	Osteoarthritis knee	14834.45	3542.24	28672.47	3739.78	93.28	0.16 (0.13-0.18)
Guinea-Bissau	Osteoarthritis hip	1059.58	256.09	2126.54	279.90	100.70	0.25 (0.21-0.29)
Guinea-Bissau	Osteoarthritis hand	6893.41	1656.69	12823.86	1677.40	86.03	0.04 (0.03-0.05)
Guinea-Bissau	Osteoarthritis other	2585.16	666.84	4785.39	684.15	85.11	0.06 (0.05-0.08)
Guyana	Osteoarthritis	20775.74	5329.54	37589.65	5720.33	80.93	0.24 (0.22-0.26)
Guyana	Osteoarthritis knee	16096.22	4122.99	29686.30	4508.99	84.43	0.31 (0.29-0.33)
Guyana	Osteoarthritis hip	1057.10	271.02	2036.44	317.92	92.64	0.54 (0.47-0.60)
Guyana	Osteoarthritis hand	2921.86	768.53	4965.00	774.67	69.93	0.02 (0.02-0.03)
Guyana	Osteoarthritis other	2626.45	707.62	4650.77	739.73	77.07	0.15 (0.12-0.17)
Haiti	Osteoarthritis	166732.47	4986.64	383503.21	5228.86	130.01	0.19 (0.18-0.20)
Haiti	Osteoarthritis knee	127753.03	3804.97	297622.33	4048.19	132.97	0.24 (0.23-0.26)
Haiti	Osteoarthritis hip	7388.20	222.68	17833.03	245.95	141.37	0.41 (0.38-0.44)
Haiti	Osteoarthritis hand	24984.96	770.01	55086.28	771.87	120.48	0.01 (0.00-0.01)
Haiti	Osteoarthritis other	20942.76	664.04	46772.96	681.03	123.34	0.12 (0.11-0.13)
Honduras	Osteoarthritis	110572.35	5231.47	354026.42	5656.89	220.18	0.28 (0.25-0.30)
Honduras	Osteoarthritis knee	84105.67	3973.00	275171.67	4389.87	227.17	0.36 (0.33-0.38)
Honduras	Osteoarthritis hip	4712.87	222.45	16481.28	264.56	249.71	0.62 (0.55-0.69)
Honduras	Osteoarthritis hand	17947.77	865.54	53546.47	873.00	198.35	0.02 (0.00-0.03)
Honduras	Osteoarthritis other	13986.01	691.00	44133.55	734.05	215.56	0.22 (0.19-0.26)
Hungary	Osteoarthritis	721471.29	4994.43	933960.63	5205.19	29.45	0.13 (0.11-0.14)
Hungary	Osteoarthritis knee	476509.84	3289.31	623577.78	3473.45	30.86	0.17 (0.15-0.19)
Hungary	Osteoarthritis hip	61250.12	421.94	84679.90	465.18	38.25	0.30 (0.27-0.34)
Hungary	Osteoarthritis hand	146005.89	1010.28	183810.31	1009.24	25.89	0.00 (-0.01-0.00)

Hungary	Osteoarthritis other	111250.44	767.48	146807.84	794.58	31.96	0.10 (0.09-0.12)
Iceland	Osteoarthritis	25263.88	9345.45	48876.65	9481.46	93.46	0.05 (-0.42-0.53)
Iceland	Osteoarthritis knee	11006.85	4011.71	22428.55	4302.57	103.77	0.24 (0.23-0.26)
Iceland	Osteoarthritis hip	2289.06	825.81	4384.52	831.83	91.54	-0.16 (-0.29--0.04)
Iceland	Osteoarthritis hand	15474.89	5731.78	29414.76	5655.58	90.08	0.01 (-1.01-1.04)
Iceland	Osteoarthritis other	1936.18	698.13	3979.48	748.40	105.53	0.24 (0.22-0.26)
India	Osteoarthritis	23464916.68	4895.33	62358473.79	5312.80	165.75	0.30 (0.29-0.32)
India	Osteoarthritis knee	17411471.98	3585.42	46852407.36	3968.67	169.09	0.36 (0.34-0.37)
India	Osteoarthritis hip	1062078.20	217.43	3284410.65	277.52	209.24	1.06 (0.89-1.22)
India	Osteoarthritis hand	3819704.20	846.11	9813851.49	863.41	156.93	0.08 (0.08-0.08)
India	Osteoarthritis other	3006479.45	692.37	8171765.04	727.78	171.81	0.18 (0.17-0.19)
Indonesia	Osteoarthritis	3903007.82	3756.55	9657472.22	4113.42	147.44	0.33 (0.32-0.35)
Indonesia	Osteoarthritis knee	3107890.62	2942.25	7782842.35	3268.94	150.42	0.38 (0.37-0.40)
Indonesia	Osteoarthritis hip	221306.22	216.97	582423.78	256.62	163.18	0.62 (0.59-0.66)
Indonesia	Osteoarthritis hand	138246.61	146.37	312123.53	147.09	125.77	0.02 (0.01-0.02)
Indonesia	Osteoarthritis other	663797.43	697.19	1596245.95	734.40	140.47	0.18 (0.16-0.20)
Iran (Islamic Republic of)	Osteoarthritis	1427709.36	5224.14	4282092.02	5588.22	199.93	0.21 (0.18-0.24)
Iran (Islamic Republic of)	Osteoarthritis knee	912141.63	3326.63	2799041.50	3660.61	206.86	0.29 (0.28-0.30)
Iran (Islamic Republic of)	Osteoarthritis hip	65587.09	239.08	213103.66	277.65	224.92	0.35 (0.21-0.49)
Iran (Islamic Republic of)	Osteoarthritis hand	383756.33	1432.43	1123392.68	1476.24	192.74	0.13 (-0.01-0.27)
Iran (Islamic Republic of)	Osteoarthritis other	199962.12	774.80	589696.86	803.26	194.90	0.10 (0.08-0.11)
Iraq	Osteoarthritis	404713.80	5100.87	1308928.08	5321.47	223.42	0.15 (0.13-0.17)
Iraq	Osteoarthritis knee	287845.63	3626.74	947647.81	3853.22	229.22	0.21 (0.19-0.23)
Iraq	Osteoarthritis hip	20241.44	253.10	67224.99	275.56	232.12	0.31 (0.26-0.36)

Iraq	Osteoarthritis hand	73031.20	932.00	224426.44	932.20	207.30	0.00 (0.00-0.01)
Iraq	Osteoarthritis other	60178.23	788.16	185776.80	802.30	208.71	0.08 (0.06-0.10)
Ireland	Osteoarthritis	271384.87	6910.97	517698.53	7231.58	90.76	0.15 (0.13-0.16)
Ireland	Osteoarthritis knee	157237.77	3959.78	305885.36	4245.14	94.54	0.22 (0.20-0.25)
Ireland	Osteoarthritis hip	25264.54	632.74	53485.67	738.98	111.70	0.51 (0.47-0.56)
Ireland	Osteoarthritis hand	105559.50	2691.25	192072.55	2675.27	81.96	-0.02 (-0.03--0.02)
Ireland	Osteoarthritis other	27137.88	685.31	52992.55	729.52	95.27	0.21 (0.19-0.23)
Israel	Osteoarthritis	359506.11	7677.76	873212.97	7993.22	142.89	-0.07 (-0.18-0.03)
Israel	Osteoarthritis knee	186031.25	3926.61	466644.73	4229.97	150.84	0.22 (0.18-0.26)
Israel	Osteoarthritis hip	28335.79	594.33	77230.50	693.20	172.55	0.47 (0.40-0.55)
Israel	Osteoarthritis hand	176583.83	3780.13	412615.54	3770.64	133.67	-0.54 (-0.79--0.29)
Israel	Osteoarthritis other	32014.44	678.70	80698.73	722.10	152.07	0.21 (0.17-0.25)
Italy	Osteoarthritis	5692275.40	6658.21	8552465.21	6841.20	50.25	0.14 (0.08-0.20)
Italy	Osteoarthritis knee	3452909.87	4002.24	5259252.38	4169.75	52.31	0.11 (0.09-0.13)
Italy	Osteoarthritis hip	535954.60	621.67	882515.77	689.02	64.66	0.48 (0.34-0.62)
Italy	Osteoarthritis hand	1987310.69	2315.40	2909937.56	2286.92	46.43	0.19 (-0.05-0.43)
Italy	Osteoarthritis other	631309.63	727.71	998789.81	758.31	58.21	0.12 (0.10-0.14)
Jamaica	Osteoarthritis	91957.16	5374.31	172582.41	5775.26	87.68	0.28 (0.26-0.30)
Jamaica	Osteoarthritis knee	71240.78	4162.91	135830.64	4556.17	90.66	0.35 (0.32-0.37)
Jamaica	Osteoarthritis hip	4806.18	275.43	9879.01	331.17	105.55	0.71 (0.65-0.77)
Jamaica	Osteoarthritis hand	13321.81	773.55	23032.99	765.42	72.90	-0.03 (-0.04--0.03)
Jamaica	Osteoarthritis other	12412.14	713.56	22698.17	755.02	82.87	0.23 (0.20-0.26)
Japan	Osteoarthritis	13034429.80	7598.49	23055620.13	7983.87	76.88	0.46 (0.36-0.56)
Japan	Osteoarthritis knee	9285856.25	5402.11	16114265.61	5462.17	73.54	0.06 (0.03-0.09)

Japan	Osteoarthritis hip	708947.00	416.93	1369643.26	452.89	93.19	0.26 (0.15-0.36)
Japan	Osteoarthritis hand	4275056.55	2499.79	8697100.52	2935.09	103.44	1.67 (1.27-2.07)
Japan	Osteoarthritis other	1156666.16	679.78	2228151.90	700.68	92.64	0.11 (0.10-0.13)
Jordan	Osteoarthritis	71880.71	4991.14	399350.64	5470.37	455.57	0.32 (0.30-0.34)
Jordan	Osteoarthritis knee	51019.37	3538.09	290792.14	3986.32	469.96	0.42 (0.39-0.44)
Jordan	Osteoarthritis hip	3434.11	240.28	22051.67	307.07	542.14	0.86 (0.81-0.90)
Jordan	Osteoarthritis hand	12943.85	916.98	64485.36	903.43	398.19	-0.04 (-0.05--0.04)
Jordan	Osteoarthritis other	10358.76	773.01	57591.18	845.56	455.97	0.32 (0.29-0.36)
Kazakhstan	Osteoarthritis	700331.69	5486.10	1018423.63	5692.11	45.42	0.10 (0.09-0.11)
Kazakhstan	Osteoarthritis knee	365042.25	2859.31	546558.35	3053.63	49.72	0.19 (0.18-0.21)
Kazakhstan	Osteoarthritis hip	51051.28	401.65	81098.96	459.07	58.86	0.38 (0.35-0.41)
Kazakhstan	Osteoarthritis hand	267070.70	2109.14	367429.43	2073.60	37.58	-0.05 (-0.05--0.05)
Kazakhstan	Osteoarthritis other	93160.87	747.76	136113.86	783.84	46.11	0.09 (0.06-0.11)
Kenya	Osteoarthritis	469875.71	5514.36	1370004.76	5791.36	191.57	0.17 (0.16-0.18)
Kenya	Osteoarthritis knee	286123.04	3361.24	849010.67	3599.32	196.73	0.23 (0.22-0.25)
Kenya	Osteoarthritis hip	26826.33	315.01	85330.86	363.29	218.09	0.50 (0.44-0.56)
Kenya	Osteoarthritis hand	146969.06	1734.85	409327.59	1751.55	178.51	0.03 (0.02-0.04)
Kenya	Osteoarthritis other	56405.43	706.91	161980.66	743.68	187.17	0.18 (0.15-0.20)
Kiribati	Osteoarthritis	1866.69	4852.52	3903.63	5250.81	109.12	0.24 (0.16-0.32)
Kiribati	Osteoarthritis knee	1548.51	3974.41	3297.30	4374.89	112.93	0.30 (0.21-0.39)
Kiribati	Osteoarthritis hip	99.40	265.28	212.25	300.35	113.54	0.29 (0.08-0.49)
Kiribati	Osteoarthritis hand	103.44	294.46	197.99	297.69	91.40	0.04 (0.04-0.05)
Kiribati	Osteoarthritis other	252.64	718.18	502.15	748.20	98.77	0.11 (0.05-0.17)
Kuwait	Osteoarthritis	37097.29	5154.10	183771.97	5627.57	395.38	0.34 (0.32-0.36)

Kuwait	Osteoarthritis knee	26455.37	3690.74	133747.84	4124.70	405.56	0.42 (0.40-0.44)
Kuwait	Osteoarthritis hip	2144.30	286.66	11223.88	348.89	423.43	0.75 (0.71-0.79)
Kuwait	Osteoarthritis hand	5801.95	840.45	27249.39	855.71	369.66	0.09 (0.05-0.13)
Kuwait	Osteoarthritis other	5497.74	844.79	26386.53	898.71	379.95	0.27 (0.24-0.30)
Kyrgyzstan	Osteoarthritis	157794.17	5215.09	256666.90	5341.94	62.66	0.06 (0.04-0.07)
Kyrgyzstan	Osteoarthritis knee	80464.14	2660.56	134072.48	2795.71	66.62	0.13 (0.11-0.15)
Kyrgyzstan	Osteoarthritis hip	10305.32	339.43	17586.55	373.52	70.66	0.23 (0.19-0.27)
Kyrgyzstan	Osteoarthritis hand	62905.81	2083.91	97211.46	2041.85	54.53	-0.06 (-0.07--0.05)
Kyrgyzstan	Osteoarthritis other	20993.51	700.54	33234.60	722.94	58.31	0.05 (0.02-0.07)
Lao People's Democratic Republic	Osteoarthritis	78751.95	3677.32	187340.08	3986.08	137.89	0.30 (0.29-0.32)
Lao People's Democratic Republic	Osteoarthritis knee	63631.00	2931.80	153059.92	3211.05	140.54	0.34 (0.32-0.36)
Lao People's Democratic Republic	Osteoarthritis hip	4176.37	198.25	10440.55	229.32	149.99	0.55 (0.52-0.58)
Lao People's Democratic Republic	Osteoarthritis hand	2376.95	121.89	5134.44	119.92	116.01	-0.05 (-0.06--0.04)
Lao People's Democratic Republic	Osteoarthritis other	13067.56	655.05	30042.42	694.27	129.90	0.21 (0.19-0.22)
Latvia	Osteoarthritis	217518.32	6110.97	229341.91	6343.94	5.44	0.14 (0.13-0.15)
Latvia	Osteoarthritis knee	122989.60	3445.53	133848.52	3682.10	8.83	0.24 (0.23-0.26)
Latvia	Osteoarthritis hip	13941.65	392.41	16588.35	450.03	18.98	0.51 (0.48-0.54)
Latvia	Osteoarthritis hand	82160.39	2305.13	83065.77	2270.80	1.10	-0.05 (-0.05--0.04)
Latvia	Osteoarthritis other	26433.38	739.69	29313.90	774.97	10.90	0.18 (0.17-0.19)
Lebanon	Osteoarthritis	114223.90	4857.65	277812.31	5370.68	143.22	0.31 (0.26-0.36)
Lebanon	Osteoarthritis knee	79686.69	3379.23	198438.97	3834.60	149.02	0.39 (0.33-0.45)
Lebanon	Osteoarthritis hip	5268.57	227.34	14973.96	287.34	184.21	0.55 (0.19-0.91)
Lebanon	Osteoarthritis hand	21617.39	928.69	49507.77	959.23	129.02	0.12 (0.10-0.13)
Lebanon	Osteoarthritis other	17535.97	772.51	43455.91	841.80	147.81	0.32 (0.31-0.33)

Lesotho	Osteoarthritis	59126.62	5872.16	82569.00	6254.44	39.65	0.22 (0.21-0.23)
Lesotho	Osteoarthritis knee	34964.92	3478.57	50195.10	3824.72	43.56	0.32 (0.31-0.34)
Lesotho	Osteoarthritis hip	3199.96	320.42	5061.91	387.24	58.19	0.64 (0.62-0.66)
Lesotho	Osteoarthritis hand	20625.07	2047.05	27299.86	2061.28	32.36	0.03 (0.03-0.04)
Lesotho	Osteoarthritis other	6544.78	679.94	9026.88	728.55	37.92	0.23 (0.22-0.24)
Liberia	Osteoarthritis	63210.01	5619.94	135667.06	5991.61	114.63	0.27 (0.24-0.30)
Liberia	Osteoarthritis knee	41062.66	3639.58	89419.55	3980.11	117.76	0.38 (0.34-0.41)
Liberia	Osteoarthritis hip	3138.31	279.25	7357.97	334.70	134.46	0.79 (0.69-0.89)
Liberia	Osteoarthritis hand	18070.53	1615.07	36816.33	1629.01	103.74	0.03 (0.03-0.04)
Liberia	Osteoarthritis other	7423.17	686.66	15162.11	735.77	104.25	0.29 (0.25-0.33)
Libya	Osteoarthritis	97850.57	5065.73	300298.00	5416.76	206.89	0.24 (0.22-0.25)
Libya	Osteoarthritis knee	69602.65	3603.97	217784.99	3937.96	212.90	0.31 (0.29-0.32)
Libya	Osteoarthritis hip	4971.42	256.61	16077.05	293.61	223.39	0.47 (0.44-0.51)
Libya	Osteoarthritis hand	17165.48	899.98	49908.72	917.14	190.75	0.08 (0.07-0.09)
Libya	Osteoarthritis other	14771.81	796.40	43271.45	828.12	192.93	0.15 (0.13-0.17)
Lithuania	Osteoarthritis	237932.40	5281.08	292444.06	5537.10	22.91	0.23 (0.18-0.27)
Lithuania	Osteoarthritis knee	153667.78	3405.57	192382.66	3641.00	25.19	0.25 (0.23-0.28)
Lithuania	Osteoarthritis hip	17306.63	385.07	23325.25	436.88	34.78	0.49 (0.43-0.55)
Lithuania	Osteoarthritis hand	59467.09	1319.08	70625.86	1311.30	18.76	0.22 (0.07-0.37)
Lithuania	Osteoarthritis other	33099.25	732.73	42067.34	765.26	27.09	0.17 (0.14-0.20)
Luxembourg	Osteoarthritis	37032.74	6982.25	69121.27	7218.81	86.65	0.10 (0.09-0.12)
Luxembourg	Osteoarthritis knee	21480.27	4018.88	40598.27	4228.55	89.00	0.15 (0.14-0.17)
Luxembourg	Osteoarthritis hip	3441.68	642.40	7127.15	739.00	107.08	0.47 (0.43-0.50)
Luxembourg	Osteoarthritis hand	14445.21	2718.22	25700.77	2669.78	77.92	-0.06 (-0.06--0.06)

Luxembourg	Osteoarthritis other	3706.13	693.45	7228.12	741.31	95.03	0.23 (0.21-0.25)
Madagascar	Osteoarthritis	278377.75	5270.21	650953.20	5432.62	133.84	0.11 (0.10-0.12)
Madagascar	Osteoarthritis knee	170958.92	3236.67	403249.71	3382.48	135.88	0.16 (0.15-0.17)
Madagascar	Osteoarthritis hip	14320.29	274.44	33885.57	293.64	136.63	0.26 (0.23-0.29)
Madagascar	Osteoarthritis hand	86419.08	1635.24	198342.14	1653.35	129.51	0.04 (0.03-0.04)
Madagascar	Osteoarthritis other	32650.99	658.71	72363.40	671.83	121.63	0.07 (0.06-0.09)
Malawi	Osteoarthritis	215943.42	5382.06	430209.14	5657.72	99.22	0.20 (0.18-0.21)
Malawi	Osteoarthritis knee	133857.98	3336.99	270983.35	3579.02	102.44	0.27 (0.24-0.29)
Malawi	Osteoarthritis hip	11375.68	287.81	24737.03	327.53	117.46	0.52 (0.46-0.57)
Malawi	Osteoarthritis hand	66636.61	1664.21	127505.73	1683.64	91.34	0.05 (0.05-0.06)
Malawi	Osteoarthritis other	24263.08	652.90	48879.21	688.60	101.46	0.21 (0.19-0.24)
Malaysia	Osteoarthritis	383175.99	3926.70	1226479.69	4377.56	220.08	0.39 (0.38-0.40)
Malaysia	Osteoarthritis knee	309588.56	3133.29	996525.32	3527.47	221.89	0.43 (0.42-0.43)
Malaysia	Osteoarthritis hip	22609.27	236.04	80465.92	292.46	255.90	0.79 (0.77-0.81)
Malaysia	Osteoarthritis hand	10769.27	118.40	30930.47	117.00	187.21	-0.06 (-0.08--0.05)
Malaysia	Osteoarthritis other	63390.93	699.76	204042.38	762.58	221.88	0.31 (0.29-0.32)
Maldives	Osteoarthritis	3517.47	3595.69	14263.17	4134.85	305.49	0.57 (0.52-0.61)
Maldives	Osteoarthritis knee	2835.34	2829.71	11591.05	3314.37	308.81	0.64 (0.59-0.68)
Maldives	Osteoarthritis hip	190.52	205.79	902.47	266.33	373.70	1.03 (0.92-1.14)
Maldives	Osteoarthritis hand	94.01	105.76	351.74	112.06	274.17	0.23 (0.20-0.26)
Maldives	Osteoarthritis other	587.06	671.03	2288.62	732.38	289.85	0.36 (0.31-0.41)
Mali	Osteoarthritis	233881.44	5441.19	513943.98	5666.91	119.75	0.14 (0.13-0.15)
Mali	Osteoarthritis knee	149082.82	3458.43	333496.08	3682.28	123.70	0.22 (0.21-0.23)
Mali	Osteoarthritis hip	10296.29	244.10	24785.33	278.63	140.72	0.48 (0.45-0.51)

Mali	Osteoarthritis hand	70352.78	1645.39	147343.90	1627.81	109.44	-0.04 (-0.04--0.04)
Mali	Osteoarthritis other	26366.88	657.22	58072.93	688.62	120.25	0.15 (0.14-0.15)
Malta	Osteoarthritis	29411.24	6896.67	60305.63	7247.05	105.04	0.15 (0.12-0.19)
Malta	Osteoarthritis knee	16859.63	3939.83	36007.85	4254.57	113.57	0.23 (0.18-0.29)
Malta	Osteoarthritis hip	2633.30	616.88	6434.64	746.99	144.36	0.61 (0.50-0.72)
Malta	Osteoarthritis hand	11530.02	2711.19	22482.22	2677.86	94.99	-0.05 (-0.05--0.04)
Malta	Osteoarthritis other	2883.44	680.69	6335.21	735.41	119.71	0.27 (0.22-0.31)
Marshall Islands	Osteoarthritis	769.90	4585.36	1915.31	5010.05	148.78	0.26 (0.23-0.30)
Marshall Islands	Osteoarthritis knee	630.91	3723.81	1605.53	4125.23	154.48	0.31 (0.27-0.35)
Marshall Islands	Osteoarthritis hip	40.49	239.93	103.16	287.18	154.79	0.51 (0.39-0.62)
Marshall Islands	Osteoarthritis hand	44.83	286.64	96.32	280.59	114.87	-0.09 (-0.10--0.07)
Marshall Islands	Osteoarthritis other	108.03	693.21	250.93	740.34	132.29	0.19 (0.15-0.24)
Mauritania	Osteoarthritis	59333.90	5819.50	133551.90	6137.23	125.09	0.15 (0.13-0.17)
Mauritania	Osteoarthritis knee	38722.70	3793.23	89084.84	4099.39	130.06	0.22 (0.19-0.26)
Mauritania	Osteoarthritis hip	3089.02	303.51	7663.92	357.35	148.10	0.49 (0.42-0.56)
Mauritania	Osteoarthritis hand	16820.86	1659.46	35583.86	1639.44	111.55	-0.04 (-0.05--0.04)
Mauritania	Osteoarthritis other	6936.99	711.11	15706.70	759.28	126.42	0.18 (0.15-0.21)
Mauritius	Osteoarthritis	30012.95	3976.03	78764.70	4385.98	162.44	0.35 (0.33-0.36)
Mauritius	Osteoarthritis knee	24203.92	3180.97	64181.81	3559.29	165.17	0.40 (0.39-0.42)
Mauritius	Osteoarthritis hip	1796.22	238.00	5052.00	285.89	181.26	0.65 (0.63-0.68)
Mauritius	Osteoarthritis hand	874.53	123.83	2125.25	122.32	143.02	-0.04 (-0.05--0.03)
Mauritius	Osteoarthritis other	5052.43	703.23	13166.09	742.77	160.59	0.18 (0.17-0.19)
Mexico	Osteoarthritis	2978167.55	6738.95	8904301.93	7383.45	198.99	0.37 (0.33-0.40)
Mexico	Osteoarthritis knee	1907450.35	4328.04	5622846.44	4675.29	194.78	0.27 (0.25-0.28)



Mexico	Osteoarthritis hip	128934.53	291.07	391929.40	328.84	203.98	-0.05 (-0.22-0.11)
Mexico	Osteoarthritis hand	990083.66	2263.89	3237995.60	2694.19	227.04	0.84 (0.67-1.02)
Mexico	Osteoarthritis other	330849.90	784.55	954644.59	811.27	188.54	0.13 (0.12-0.14)
Micronesia (Federated States of)	Osteoarthritis	2323.63	4891.43	4095.52	5309.87	76.26	0.24 (0.16-0.31)
Micronesia (Federated States of)	Osteoarthritis knee	1911.56	3990.78	3455.08	4415.50	80.75	0.30 (0.22-0.38)
Micronesia (Federated States of)	Osteoarthritis hip	134.19	282.89	231.71	319.27	72.67	0.29 (0.10-0.47)
Micronesia (Federated States of)	Osteoarthritis hand	127.02	285.76	200.77	289.89	58.06	0.05 (0.04-0.06)
Micronesia (Federated States of)	Osteoarthritis other	329.46	739.08	537.80	765.83	63.24	0.08 (0.02-0.14)
Monaco	Osteoarthritis	4426.31	7150.57	6122.66	7398.12	38.32	0.10 (0.09-0.12)
Monaco	Osteoarthritis knee	2628.89	4166.67	3689.08	4390.10	40.33	0.16 (0.14-0.17)
Monaco	Osteoarthritis hip	453.65	705.93	684.99	798.16	50.99	0.39 (0.35-0.44)
Monaco	Osteoarthritis hand	1688.01	2706.64	2244.85	2677.38	32.99	-0.04 (-0.04--0.03)
Monaco	Osteoarthritis other	461.97	710.11	653.04	750.61	41.36	0.18 (0.16-0.20)
Mongolia	Osteoarthritis	53629.49	5114.48	134602.06	5339.50	150.99	0.09 (0.05-0.12)
Mongolia	Osteoarthritis knee	27425.55	2610.72	70256.23	2790.75	156.17	0.09 (0.01-0.17)
Mongolia	Osteoarthritis hip	3525.35	334.78	9133.67	373.29	159.09	0.38 (0.34-0.41)
Mongolia	Osteoarthritis hand	20907.78	2012.57	50602.10	2045.15	142.03	0.06 (0.05-0.07)
Mongolia	Osteoarthritis other	7125.68	701.75	16964.86	722.02	138.08	0.08 (0.06-0.10)
Montenegro	Osteoarthritis	31081.98	4912.45	48977.69	5075.99	57.58	0.11 (0.10-0.12)
Montenegro	Osteoarthritis knee	20418.67	3221.90	32648.95	3374.03	59.90	0.16 (0.14-0.17)
Montenegro	Osteoarthritis hip	2556.95	407.26	4226.70	436.56	65.30	0.27 (0.24-0.30)
Montenegro	Osteoarthritis hand	6328.71	1006.31	9710.41	1003.66	53.43	-0.01 (-0.01--0.01)
Montenegro	Osteoarthritis other	4703.01	753.81	7485.15	770.53	59.16	0.07 (0.06-0.09)
Morocco	Osteoarthritis	669130.91	4775.09	1713120.41	5209.07	156.02	0.29 (0.28-0.29)

Morocco	Osteoarthritis knee	470749.92	3349.76	1236999.32	3756.19	162.77	0.38 (0.37-0.39)
Morocco	Osteoarthritis hip	29200.53	207.92	83773.72	259.15	186.89	0.73 (0.71-0.75)
Morocco	Osteoarthritis hand	128817.87	930.47	301707.52	927.09	134.21	-0.03 (-0.04--0.02)
Morocco	Osteoarthritis other	96733.28	722.98	247335.68	784.03	155.69	0.28 (0.27-0.29)
Mozambique	Osteoarthritis	337062.21	5317.55	646913.67	5569.85	91.93	0.17 (0.16-0.18)
Mozambique	Osteoarthritis knee	207520.91	3275.95	404707.42	3498.26	95.02	0.24 (0.23-0.25)
Mozambique	Osteoarthritis hip	17088.16	276.72	35349.92	310.44	106.87	0.45 (0.42-0.47)
Mozambique	Osteoarthritis hand	105201.89	1661.86	195204.26	1686.87	85.55	0.05 (0.05-0.06)
Mozambique	Osteoarthritis other	38011.61	650.01	72394.03	675.42	90.45	0.15 (0.14-0.16)
Myanmar	Osteoarthritis	875827.36	3677.42	1967269.60	4020.35	124.62	0.35 (0.32-0.37)
Myanmar	Osteoarthritis knee	707373.32	2933.00	1613368.58	3263.26	128.08	0.41 (0.38-0.44)
Myanmar	Osteoarthritis hip	46259.74	196.97	107254.68	226.08	131.85	0.55 (0.50-0.60)
Myanmar	Osteoarthritis hand	26798.75	122.10	56953.02	125.01	112.52	0.08 (0.08-0.09)
Myanmar	Osteoarthritis other	146112.34	654.76	313590.48	678.77	114.62	0.16 (0.14-0.18)
Namibia	Osteoarthritis	43161.19	5898.37	91016.97	6184.32	110.88	0.15 (0.13-0.17)
Namibia	Osteoarthritis knee	25589.23	3497.92	54699.44	3750.21	113.76	0.21 (0.19-0.24)
Namibia	Osteoarthritis hip	2410.72	329.50	5480.63	378.14	127.34	0.41 (0.36-0.47)
Namibia	Osteoarthritis hand	14873.46	2032.22	30396.29	2048.42	104.37	0.03 (0.03-0.03)
Namibia	Osteoarthritis other	4908.46	698.39	10267.26	735.96	109.17	0.17 (0.15-0.19)
Nauru	Osteoarthritis	208.56	4917.82	268.12	5405.18	28.56	0.28 (0.26-0.30)
Nauru	Osteoarthritis knee	172.92	3995.98	227.58	4490.42	31.61	0.36 (0.33-0.39)
Nauru	Osteoarthritis hip	11.70	293.67	14.91	331.53	27.44	0.22 (0.13-0.31)
Nauru	Osteoarthritis hand	10.31	279.63	12.21	290.23	18.48	0.15 (0.11-0.19)
Nauru	Osteoarthritis other	27.58	758.58	32.70	787.86	18.55	0.06 (0.03-0.09)

Nepal	Osteoarthritis	454691.05	4591.74	1168518.78	5083.48	156.99	0.38 (0.35-0.40)
Nepal	Osteoarthritis knee	334317.27	3336.54	874525.88	3783.10	161.59	0.47 (0.43-0.50)
Nepal	Osteoarthritis hip	20524.01	203.97	64627.18	279.40	214.89	1.17 (1.10-1.25)
Nepal	Osteoarthritis hand	73689.48	780.57	178661.91	797.79	142.45	0.07 (0.06-0.08)
Nepal	Osteoarthritis other	58939.79	650.08	149891.42	683.01	154.31	0.18 (0.17-0.19)
Netherlands	Osteoarthritis	1264941.81	6586.94	2108340.95	6753.28	66.67	0.05 (0.01-0.10)
Netherlands	Osteoarthritis knee	803138.08	4156.56	1381442.40	4380.78	72.01	0.17 (0.16-0.19)
Netherlands	Osteoarthritis hip	135653.23	695.29	236235.59	740.52	74.15	0.20 (0.11-0.29)
Netherlands	Osteoarthritis hand	388502.79	2018.62	598550.56	1898.47	54.07	-0.36 (-0.59--0.14)
Netherlands	Osteoarthritis other	132943.25	684.29	231800.52	722.18	74.36	0.20 (0.19-0.22)
New Zealand	Osteoarthritis	295871.84	7793.64	600882.54	8273.59	103.09	0.20 (0.19-0.22)
New Zealand	Osteoarthritis knee	164644.78	4302.74	348686.76	4760.13	111.78	0.34 (0.32-0.37)
New Zealand	Osteoarthritis hip	22153.04	574.78	53796.03	726.72	142.84	0.81 (0.75-0.88)
New Zealand	Osteoarthritis hand	136804.08	3603.86	262781.80	3582.48	92.09	-0.03 (-0.03--0.02)
New Zealand	Osteoarthritis other	28342.05	738.61	59779.10	794.70	110.92	0.26 (0.24-0.28)
Nicaragua	Osteoarthritis	83867.75	5322.57	266625.82	5754.70	217.91	0.26 (0.23-0.29)
Nicaragua	Osteoarthritis knee	63972.78	4057.17	208078.07	4487.09	225.26	0.34 (0.30-0.37)
Nicaragua	Osteoarthritis hip	3649.55	229.99	12567.84	273.35	244.37	0.56 (0.47-0.65)
Nicaragua	Osteoarthritis hand	13493.67	876.52	39969.42	882.99	196.21	0.02 (0.02-0.03)
Nicaragua	Osteoarthritis other	10547.10	700.24	32768.71	738.85	210.69	0.18 (0.15-0.22)
Niger	Osteoarthritis	162233.92	5428.68	466402.47	5607.24	187.49	0.11 (0.10-0.12)
Niger	Osteoarthritis knee	103047.02	3451.02	301042.49	3618.50	192.14	0.16 (0.14-0.17)
Niger	Osteoarthritis hip	7201.19	246.19	21338.58	262.67	196.32	0.22 (0.19-0.25)
Niger	Osteoarthritis hand	48455.78	1629.25	136818.59	1651.19	182.36	0.05 (0.05-0.05)

Niger	Osteoarthritis other	18001.87	663.72	51290.50	672.85	184.92	0.04 (0.03-0.04)
Nigeria	Osteoarthritis	2601668.02	5732.25	5638854.44	5972.45	116.74	0.14 (0.06-0.21)
Nigeria	Osteoarthritis knee	1659267.51	3647.47	3664598.69	3892.13	120.86	0.24 (0.12-0.36)
Nigeria	Osteoarthritis hip	132344.32	292.86	269080.33	289.61	103.32	-0.32 (-0.54--0.10)
Nigeria	Osteoarthritis hand	767001.58	1713.15	1636078.46	1747.50	113.31	0.08 (0.05-0.10)
Nigeria	Osteoarthritis other	313689.10	730.29	642688.92	744.70	104.88	-0.01 (-0.07-0.05)
Niue	Osteoarthritis	108.57	5091.82	123.19	5642.34	13.47	0.34 (0.28-0.40)
Niue	Osteoarthritis knee	88.61	4169.47	102.63	4690.40	15.83	0.39 (0.33-0.45)
Niue	Osteoarthritis hip	6.48	301.87	8.09	374.84	24.86	0.68 (0.52-0.84)
Niue	Osteoarthritis hand	6.44	293.79	6.29	290.00	-2.32	-0.04 (-0.05--0.03)
Niue	Osteoarthritis other	16.75	768.61	18.20	832.18	8.68	0.27 (0.21-0.33)
North Macedonia	Osteoarthritis	91356.80	4776.80	161190.77	5014.78	76.44	0.16 (0.15-0.17)
North Macedonia	Osteoarthritis knee	59718.10	3110.92	107240.70	3320.57	79.58	0.22 (0.21-0.22)
North Macedonia	Osteoarthritis hip	7165.31	378.98	13722.77	427.72	91.52	0.40 (0.39-0.40)
North Macedonia	Osteoarthritis hand	18911.99	999.61	31985.42	999.65	69.13	0.00 (0.00-0.00)
North Macedonia	Osteoarthritis other	13656.04	735.21	24278.66	762.43	77.79	0.12 (0.11-0.14)
Northern Mariana Islands	Osteoarthritis	1081.13	5037.78	3325.78	5495.25	207.62	0.25 (0.17-0.32)
Northern Mariana Islands	Osteoarthritis knee	891.27	4074.83	2810.75	4560.69	215.37	0.33 (0.25-0.40)
Northern Mariana Islands	Osteoarthritis hip	67.72	332.22	200.16	361.62	195.59	0.14 (-0.03-0.32)
Northern Mariana Islands	Osteoarthritis hand	48.34	268.39	153.53	282.43	217.59	0.17 (0.15-0.19)
Northern Mariana Islands	Osteoarthritis other	143.09	795.31	447.45	804.87	212.71	0.00 (-0.05-0.06)
Norway	Osteoarthritis	475054.41	7738.08	699997.65	7974.13	47.35	0.17 (0.13-0.21)
Norway	Osteoarthritis knee	244601.90	3899.86	369337.25	4155.51	51.00	0.22 (0.21-0.23)
Norway	Osteoarthritis hip	40370.26	634.59	66277.04	739.20	64.17	0.55 (0.53-0.57)

Norway	Osteoarthritis hand	239969.50	3891.52	336956.67	3809.05	40.42	0.11 (0.02-0.21)
Norway	Osteoarthritis other	46012.81	717.56	69261.22	760.18	50.53	0.22 (0.21-0.23)
Oman	Osteoarthritis	34126.41	4679.04	117159.27	5361.94	243.31	0.48 (0.47-0.50)
Oman	Osteoarthritis knee	23979.81	3279.48	84672.73	3896.27	253.10	0.60 (0.59-0.62)
Oman	Osteoarthritis hip	1557.75	204.34	6896.64	300.72	342.73	1.39 (1.37-1.41)
Oman	Osteoarthritis hand	6295.44	900.93	17931.45	873.19	184.83	-0.14 (-0.16--0.11)
Oman	Osteoarthritis other	4842.90	721.36	16635.90	846.45	243.51	0.62 (0.60-0.65)
Pakistan	Osteoarthritis	2484465.44	4274.86	5522716.84	4714.86	122.29	0.40 (0.36-0.43)
Pakistan	Osteoarthritis knee	1666551.60	2845.25	3824006.79	3232.71	129.46	0.52 (0.47-0.58)
Pakistan	Osteoarthritis hip	141155.79	237.58	371159.15	306.72	162.94	1.00 (0.94-1.06)
Pakistan	Osteoarthritis hand	469384.56	827.61	944190.26	847.03	101.15	0.08 (0.08-0.09)
Pakistan	Osteoarthritis other	392742.41	707.78	806077.65	746.80	105.24	0.22 (0.19-0.24)
Palau	Osteoarthritis	514.15	5098.49	1329.40	5604.10	158.56	0.28 (0.22-0.34)
Palau	Osteoarthritis knee	421.83	4155.56	1117.07	4645.01	164.82	0.34 (0.28-0.41)
Palau	Osteoarthritis hip	31.56	314.38	84.29	379.14	167.06	0.49 (0.31-0.67)
Palau	Osteoarthritis hand	27.22	285.55	61.17	284.02	124.71	0.00 (-0.03-0.02)
Palau	Osteoarthritis other	75.03	784.99	183.49	834.52	144.55	0.16 (0.10-0.23)
Palestine	Osteoarthritis	43519.71	4962.20	133600.14	5191.08	206.99	0.12 (0.10-0.14)
Palestine	Osteoarthritis knee	30737.02	3499.23	96179.31	3736.06	212.91	0.18 (0.15-0.21)
Palestine	Osteoarthritis hip	1978.14	224.28	6491.39	254.48	228.16	0.32 (0.26-0.39)
Palestine	Osteoarthritis hand	8367.45	961.52	23570.70	938.77	181.70	-0.08 (-0.09--0.07)
Palestine	Osteoarthritis other	6335.66	746.55	18817.83	779.16	197.01	0.12 (0.10-0.13)
Panama	Osteoarthritis	77973.03	5149.18	238976.86	5732.93	206.49	0.33 (0.31-0.35)
Panama	Osteoarthritis knee	59126.97	3902.37	185778.19	4461.30	214.20	0.42 (0.40-0.44)

Panama	Osteoarthritis hip	3276.04	215.11	11575.27	278.73	253.33	0.79 (0.75-0.83)
Panama	Osteoarthritis hand	12864.45	859.55	36122.25	866.57	180.79	0.03 (0.02-0.03)
Panama	Osteoarthritis other	10048.61	679.73	31172.77	749.17	210.22	0.29 (0.27-0.31)
Papua New Guinea	Osteoarthritis	88611.51	4467.86	249172.00	4717.49	181.20	0.15 (0.13-0.18)
Papua New Guinea	Osteoarthritis knee	72859.88	3612.31	207985.85	3868.26	185.46	0.20 (0.17-0.23)
Papua New Guinea	Osteoarthritis hip	4384.49	229.27	12472.32	250.29	184.46	0.19 (0.12-0.27)
Papua New Guinea	Osteoarthritis hand	5072.43	281.52	13178.95	279.35	159.82	-0.03 (-0.04--0.03)
Papua New Guinea	Osteoarthritis other	12209.00	683.58	32422.38	697.04	165.56	0.05 (0.03-0.08)
Paraguay	Osteoarthritis	119558.41	5305.87	322152.91	5676.68	169.45	0.23 (0.22-0.24)
Paraguay	Osteoarthritis knee	92354.50	4097.65	253340.60	4465.87	174.31	0.30 (0.29-0.31)
Paraguay	Osteoarthritis hip	6031.63	267.08	17607.04	311.64	191.91	0.52 (0.50-0.55)
Paraguay	Osteoarthritis hand	17084.26	768.82	43102.64	767.74	152.29	0.00 (-0.01-0.00)
Paraguay	Osteoarthritis other	15577.67	710.70	41249.98	742.15	164.80	0.16 (0.14-0.18)
Peru	Osteoarthritis	647311.40	5294.68	1886258.84	5829.77	191.40	0.37 (0.35-0.39)
Peru	Osteoarthritis knee	496409.94	4059.03	1481445.35	4584.46	198.43	0.43 (0.42-0.44)
Peru	Osteoarthritis hip	31402.64	257.89	104085.58	323.04	231.45	0.83 (0.80-0.86)
Peru	Osteoarthritis hand	98709.25	820.76	266069.60	825.12	169.55	0.21 (0.09-0.34)
Peru	Osteoarthritis other	82447.22	698.52	240424.23	748.35	191.61	0.30 (0.27-0.32)
Philippines	Osteoarthritis	1098331.96	3516.75	3203976.51	3893.85	191.71	0.35 (0.33-0.37)
Philippines	Osteoarthritis knee	842457.34	2654.82	2512738.93	3017.47	198.26	0.45 (0.42-0.48)
Philippines	Osteoarthritis hip	69999.77	225.27	207566.13	257.38	196.52	0.45 (0.43-0.46)
Philippines	Osteoarthritis hand	42015.42	145.24	112796.89	148.59	168.47	0.10 (0.09-0.10)
Philippines	Osteoarthritis other	205362.43	710.46	571304.07	738.30	178.19	0.12 (0.12-0.13)
Poland	Osteoarthritis	2141425.89	4934.59	3496584.13	5276.03	63.28	0.22 (0.22-0.22)

Poland	Osteoarthritis knee	1375045.57	3159.55	2286824.59	3448.36	66.31	0.29 (0.28-0.29)
Poland	Osteoarthritis hip	176646.35	404.86	322124.52	481.67	82.36	0.60 (0.59-0.60)
Poland	Osteoarthritis hand	471341.81	1092.06	730167.83	1087.79	54.91	-0.01 (-0.02--0.01)
Poland	Osteoarthritis other	333491.85	770.37	559171.97	822.61	67.67	0.23 (0.22-0.24)
Portugal	Osteoarthritis	961631.88	7065.79	1562069.31	7391.73	62.44	0.15 (0.13-0.17)
Portugal	Osteoarthritis knee	551118.89	4008.32	927273.62	4321.19	68.25	0.22 (0.19-0.25)
Portugal	Osteoarthritis hip	78903.47	574.17	148725.73	680.49	88.49	0.07 (-0.11-0.25)
Portugal	Osteoarthritis hand	404665.43	2966.98	625892.89	2933.97	54.67	0.14 (0.08-0.21)
Portugal	Osteoarthritis other	91925.96	673.56	160402.51	723.17	74.49	0.21 (0.18-0.24)
Puerto Rico	Osteoarthritis	214626.33	5969.85	410943.34	6412.92	91.47	0.29 (0.26-0.31)
Puerto Rico	Osteoarthritis knee	169404.55	4704.61	329231.77	5134.33	94.35	0.34 (0.32-0.37)
Puerto Rico	Osteoarthritis hip	13330.84	368.91	28677.67	436.84	115.12	0.67 (0.61-0.73)
Puerto Rico	Osteoarthritis hand	27865.84	776.92	51849.42	782.51	86.07	0.02 (0.02-0.03)
Puerto Rico	Osteoarthritis other	28663.52	796.76	56961.34	844.88	98.72	0.25 (0.22-0.28)
Qatar	Osteoarthritis	8503.50	5255.95	83741.80	5507.98	884.79	0.13 (0.10-0.17)
Qatar	Osteoarthritis knee	6058.84	3781.39	60686.30	4029.91	901.62	0.18 (0.14-0.22)
Qatar	Osteoarthritis hip	545.03	311.17	5696.96	371.02	945.25	0.54 (0.44-0.64)
Qatar	Osteoarthritis hand	1217.22	827.42	10682.07	733.97	777.58	-0.44 (-0.45--0.43)
Qatar	Osteoarthritis other	1226.38	871.94	12404.43	946.17	911.46	0.28 (0.22-0.34)
Republic of Korea	Osteoarthritis	2984297.13	9433.19	8433115.27	9330.39	182.58	0.22 (0.12-0.31)
Republic of Korea	Osteoarthritis knee	1905987.45	6171.24	5626789.31	6211.13	195.22	0.21 (0.06-0.36)
Republic of Korea	Osteoarthritis hip	133592.89	436.60	429218.27	479.44	221.29	0.31 (0.22-0.40)
Republic of Korea	Osteoarthritis hand	1419251.84	4552.75	3863791.60	4254.26	172.24	0.41 (0.18-0.63)
Republic of Korea	Osteoarthritis other	190593.45	641.71	595936.60	663.20	212.67	0.12 (0.11-0.14)

Republic of Moldova	Osteoarthritis	261895.89	5882.12	357388.01	6259.53	36.46	0.24 (0.20-0.27)
Republic of Moldova	Osteoarthritis knee	146022.45	3271.75	207193.97	3618.23	41.89	0.38 (0.33-0.43)
Republic of Moldova	Osteoarthritis hip	15531.55	350.72	24858.24	433.70	60.05	0.82 (0.71-0.92)
Republic of Moldova	Osteoarthritis hand	100541.75	2265.73	128915.13	2251.81	28.22	-0.02 (-0.02--0.02)
Republic of Moldova	Osteoarthritis other	30568.56	704.58	44004.42	763.70	43.95	0.30 (0.26-0.35)
Romania	Osteoarthritis	1350663.28	4793.49	1776855.73	5097.05	31.55	0.21 (0.21-0.22)
Romania	Osteoarthritis knee	884307.53	3125.58	1179888.57	3383.56	33.43	0.27 (0.26-0.28)
Romania	Osteoarthritis hip	106003.88	378.25	156306.79	443.03	47.45	0.55 (0.53-0.56)
Romania	Osteoarthritis hand	281701.62	1004.97	355362.37	1005.90	26.15	0.00 (0.00-0.00)
Romania	Osteoarthritis other	205034.80	737.00	279416.87	779.32	36.28	0.21 (0.20-0.23)
Russian Federation	Osteoarthritis	16275467.71	9028.28	20356488.91	8863.93	25.07	-0.46 (-0.61--0.30)
Russian Federation	Osteoarthritis knee	6044144.38	3335.32	8417374.46	3622.80	39.26	0.30 (0.29-0.31)
Russian Federation	Osteoarthritis hip	687897.37	381.64	1060202.03	457.07	54.12	0.63 (0.62-0.65)
Russian Federation	Osteoarthritis hand	11230252.33	6234.69	13015466.03	5656.83	15.90	-1.13 (-1.44--0.81)
Russian Federation	Osteoarthritis other	1345087.67	751.68	1883987.12	802.96	40.06	0.22 (0.21-0.23)
Rwanda	Osteoarthritis	159832.26	5399.47	360974.32	5631.74	125.85	0.16 (0.15-0.17)
Rwanda	Osteoarthritis knee	99020.99	3341.58	226914.90	3548.69	129.16	0.23 (0.22-0.24)
Rwanda	Osteoarthritis hip	8360.43	283.76	20072.13	317.96	140.08	0.43 (0.39-0.47)
Rwanda	Osteoarthritis hand	49632.08	1682.89	108456.54	1699.79	118.52	0.04 (0.02-0.05)
Rwanda	Osteoarthritis other	18107.04	655.00	40299.49	679.30	122.56	0.14 (0.12-0.16)
Saint Kitts and Nevis	Osteoarthritis	1937.40	5579.25	4219.38	5959.36	117.79	0.22 (0.20-0.24)
Saint Kitts and Nevis	Osteoarthritis knee	1517.74	4347.57	3347.47	4716.62	120.56	0.27 (0.25-0.29)
Saint Kitts and Nevis	Osteoarthritis hip	108.44	300.20	248.49	361.65	129.14	0.63 (0.59-0.68)
Saint Kitts and Nevis	Osteoarthritis hand	274.83	786.92	529.16	768.83	92.54	-0.10 (-0.10--0.09)



Saint Kitts and Nevis	Osteoarthritis other	263.79	738.67	535.78	788.39	103.11	0.24 (0.21-0.27)
Saint Lucia	Osteoarthritis	4679.97	5417.83	12787.05	5818.13	173.23	0.23 (0.21-0.25)
Saint Lucia	Osteoarthritis knee	3639.79	4202.31	10101.73	4593.58	177.54	0.29 (0.26-0.31)
Saint Lucia	Osteoarthritis hip	242.36	276.50	730.27	336.95	201.31	0.63 (0.56-0.69)
Saint Lucia	Osteoarthritis hand	674.88	788.44	1680.46	770.24	149.00	-0.08 (-0.09--0.08)
Saint Lucia	Osteoarthritis other	610.25	710.84	1651.57	760.29	170.64	0.21 (0.18-0.24)
Saint Vincent and the Grenadines	Osteoarthritis	3729.65	5347.70	7893.69	5734.13	111.65	0.27 (0.25-0.29)
Saint Vincent and the Grenadines	Osteoarthritis knee	2893.28	4138.07	6232.86	4518.39	115.43	0.34 (0.32-0.36)
Saint Vincent and the Grenadines	Osteoarthritis hip	188.79	265.55	451.44	331.84	139.13	0.84 (0.79-0.89)
Saint Vincent and the Grenadines	Osteoarthritis hand	545.99	785.87	1025.27	750.77	87.78	-0.16 (-0.17--0.16)
Saint Vincent and the Grenadines	Osteoarthritis other	491.74	703.89	1028.29	755.21	109.11	0.29 (0.26-0.32)
Samoa	Osteoarthritis	4562.46	5106.78	8254.09	5384.35	80.91	0.13 (0.07-0.18)
Samoa	Osteoarthritis knee	3758.58	4177.59	6891.68	4460.09	83.36	0.16 (0.10-0.22)
Samoa	Osteoarthritis hip	275.91	313.14	503.59	340.49	82.52	0.12 (-0.03-0.26)
Samoa	Osteoarthritis hand	243.52	286.90	412.44	284.88	69.36	-0.03 (-0.03--0.02)
Samoa	Osteoarthritis other	659.63	771.20	1155.53	793.41	75.18	0.07 (0.02-0.11)
San Marino	Osteoarthritis	2233.42	7004.60	4194.83	7290.44	87.82	0.13 (0.12-0.15)
San Marino	Osteoarthritis knee	1300.66	4038.04	2490.35	4289.86	91.47	0.20 (0.17-0.22)
San Marino	Osteoarthritis hip	215.80	667.85	446.30	757.05	106.81	0.44 (0.38-0.50)
San Marino	Osteoarthritis hand	859.67	2688.78	1553.33	2677.53	80.69	-0.02 (-0.03--0.02)
San Marino	Osteoarthritis other	225.83	701.09	443.92	739.72	96.57	0.19 (0.16-0.21)
Sao Tome and Principe	Osteoarthritis	3711.07	5709.02	6859.94	6027.59	84.85	0.18 (0.17-0.19)
Sao Tome and Principe	Osteoarthritis knee	2420.82	3703.72	4535.70	4001.27	87.36	0.26 (0.25-0.27)
Sao Tome and Principe	Osteoarthritis hip	182.57	282.37	370.79	333.96	103.09	0.56 (0.54-0.58)

Sao Tome and Principe	Osteoarthritis hand	1071.38	1661.09	1873.13	1652.79	74.83	-0.02 (-0.02--0.01)
Sao Tome and Principe	Osteoarthritis other	431.56	683.96	775.95	736.01	79.80	0.22 (0.20-0.24)
Saudi Arabia	Osteoarthritis	388330.24	6017.80	1500332.12	6601.32	286.35	0.10 (0.01-0.19)
Saudi Arabia	Osteoarthritis knee	220177.74	3462.45	889494.03	4020.53	303.99	0.49 (0.47-0.52)
Saudi Arabia	Osteoarthritis hip	15617.01	240.79	72901.86	330.15	366.81	1.06 (1.02-1.09)
Saudi Arabia	Osteoarthritis hand	144821.77	2244.55	507203.92	2226.26	250.23	-0.70 (-0.96--0.43)
Saudi Arabia	Osteoarthritis other	46395.58	783.92	174287.31	883.70	275.65	0.45 (0.43-0.47)
Senegal	Osteoarthritis	189312.55	5671.87	463206.28	5884.55	144.68	0.10 (0.09-0.12)
Senegal	Osteoarthritis knee	122494.49	3667.88	304353.84	3869.86	148.46	0.15 (0.13-0.17)
Senegal	Osteoarthritis hip	9343.59	282.74	23853.76	307.78	155.30	0.23 (0.19-0.26)
Senegal	Osteoarthritis hand	54466.11	1638.24	129771.28	1654.84	138.26	0.04 (0.03-0.04)
Senegal	Osteoarthritis other	21924.85	696.54	52986.27	714.65	141.67	0.06 (0.04-0.07)
Serbia	Osteoarthritis	564452.82	4840.12	767867.24	5108.33	36.04	0.20 (0.19-0.21)
Serbia	Osteoarthritis knee	370326.97	3165.03	511860.57	3393.21	38.22	0.25 (0.24-0.27)
Serbia	Osteoarthritis hip	45142.50	391.62	68374.23	448.15	51.46	0.51 (0.49-0.54)
Serbia	Osteoarthritis hand	116227.76	1003.15	151852.22	1001.82	30.65	0.00 (0.00-0.00)
Serbia	Osteoarthritis other	84908.51	741.76	119719.31	781.01	41.00	0.19 (0.18-0.21)
Seychelles	Osteoarthritis	2270.75	4113.23	5191.31	4421.72	128.62	0.22 (0.21-0.23)
Seychelles	Osteoarthritis knee	1817.71	3298.81	4246.10	3584.99	133.60	0.26 (0.25-0.27)
Seychelles	Osteoarthritis hip	144.64	257.41	335.16	295.78	131.72	0.42 (0.38-0.46)
Seychelles	Osteoarthritis hand	69.10	124.42	132.14	120.73	91.23	
Seychelles	Osteoarthritis other	401.47	721.07	841.38	751.16	109.58	0.11 (0.09-0.13)
Sierra Leone	Osteoarthritis	106588.45	5504.03	217182.16	5747.61	103.76	0.13 (0.12-0.14)
Sierra Leone	Osteoarthritis knee	68241.03	3522.45	141295.90	3751.17	107.05	0.19 (0.18-0.20)

Sierra Leone	Osteoarthritis hip	4974.11	256.50	10828.99	289.45	117.71	0.37 (0.34-0.40)
Sierra Leone	Osteoarthritis hand	31511.05	1631.76	61728.08	1638.23	95.89	0.01 (0.00-0.02)
Sierra Leone	Osteoarthritis other	12437.24	667.88	24730.65	701.68	98.84	0.15 (0.12-0.18)
Singapore	Osteoarthritis	197902.00	8445.63	696424.61	8564.60	251.90	0.11 (0.09-0.13)
Singapore	Osteoarthritis knee	129095.63	5611.18	473477.09	5850.36	266.76	0.14 (0.11-0.16)
Singapore	Osteoarthritis hip	9386.89	409.20	39500.23	491.96	320.80	0.62 (0.57-0.68)
Singapore	Osteoarthritis hand	82854.19	3580.45	274660.45	3383.04	231.50	0.10 (0.00-0.20)
Singapore	Osteoarthritis other	14264.59	639.92	54882.94	687.36	284.75	0.27 (0.25-0.29)
Slovakia	Osteoarthritis	289630.50	4914.46	460482.63	5147.31	58.99	0.13 (0.11-0.14)
Slovakia	Osteoarthritis knee	190215.10	3221.11	306894.11	3424.57	61.34	0.17 (0.15-0.19)
Slovakia	Osteoarthritis hip	24008.97	404.68	40831.16	453.10	70.07	0.31 (0.27-0.34)
Slovakia	Osteoarthritis hand	59363.91	1008.37	90623.22	1007.48	52.66	0.00 (-0.01-0.00)
Slovakia	Osteoarthritis other	44591.01	757.10	71336.58	788.05	59.98	0.10 (0.07-0.12)
Slovenia	Osteoarthritis	118930.08	4877.65	203788.93	5150.99	71.35	0.19 (0.17-0.20)
Slovenia	Osteoarthritis knee	78203.84	3202.39	135256.58	3424.42	72.95	0.22 (0.21-0.24)
Slovenia	Osteoarthritis hip	9569.08	392.92	18370.87	458.42	91.98	0.55 (0.50-0.59)
Slovenia	Osteoarthritis hand	24667.55	1012.35	40447.86	1002.90	63.97	-0.03 (-0.04--0.03)
Slovenia	Osteoarthritis other	18086.80	742.75	32427.08	789.87	79.29	0.23 (0.21-0.25)
Solomon Islands	Osteoarthritis	6592.03	4520.07	16732.21	4943.26	153.83	0.27 (0.20-0.34)
Solomon Islands	Osteoarthritis knee	5418.49	3639.11	14023.03	4070.40	158.80	0.35 (0.28-0.43)
Solomon Islands	Osteoarthritis hip	340.53	246.58	880.22	277.19	158.48	0.29 (0.12-0.46)
Solomon Islands	Osteoarthritis hand	359.43	272.81	849.28	281.29	136.28	0.11 (0.11-0.11)
Solomon Islands	Osteoarthritis other	914.29	705.79	2161.35	728.03	136.40	0.07 (0.01-0.13)
Somalia	Osteoarthritis	146767.98	5324.35	387321.61	5474.13	163.90	0.11 (0.10-0.12)

Somalia	Osteoarthritis knee	89704.38	3278.41	239687.92	3407.86	167.20	0.15 (0.14-0.16)
Somalia	Osteoarthritis hip	7346.63	276.34	20044.51	287.95	172.84	0.20 (0.18-0.22)
Somalia	Osteoarthritis hand	46015.47	1665.12	119706.80	1700.40	160.14	0.08 (0.07-0.09)
Somalia	Osteoarthritis other	15910.66	651.32	42093.29	659.49	164.56	0.06 (0.05-0.07)
South Africa	Osteoarthritis	1352471.42	6348.61	3086043.50	6632.56	128.18	0.16 (0.15-0.17)
South Africa	Osteoarthritis knee	805942.20	3801.03	1885916.36	4064.00	134.00	0.24 (0.23-0.25)
South Africa	Osteoarthritis hip	88659.88	416.70	219022.04	473.90	147.04	0.49 (0.45-0.53)
South Africa	Osteoarthritis hand	453491.62	2128.57	988547.21	2132.13	117.99	0.01 (0.00-0.01)
South Africa	Osteoarthritis other	162312.81	793.52	371226.29	830.00	128.71	0.17 (0.15-0.19)
South Sudan	Osteoarthritis	129302.22	5287.56	232954.99	5506.09	80.16	0.15 (0.14-0.15)
South Sudan	Osteoarthritis knee	79970.27	3275.28	146048.51	3472.62	82.63	0.21 (0.20-0.22)
South Sudan	Osteoarthritis hip	7002.90	287.89	12818.79	316.21	83.05	0.36 (0.34-0.38)
South Sudan	Osteoarthritis hand	39082.89	1600.39	68913.14	1620.45	76.33	0.04 (0.04-0.05)
South Sudan	Osteoarthritis other	15323.31	664.33	26016.84	676.90	69.79	0.08 (0.07-0.09)
Spain	Osteoarthritis	3599307.44	6845.06	6594480.97	7686.61	83.22	0.63 (0.53-0.73)
Spain	Osteoarthritis knee	2118596.19	3989.06	3664703.59	4231.91	72.98	0.17 (0.14-0.19)
Spain	Osteoarthritis hip	360466.48	676.58	682455.59	777.81	89.33	0.37 (0.23-0.51)
Spain	Osteoarthritis hand	1353854.43	2562.52	2934386.27	3380.22	116.74	1.88 (1.47-2.30)
Spain	Osteoarthritis other	369979.86	696.97	658256.64	735.39	77.92	0.15 (0.12-0.19)
Sri Lanka	Osteoarthritis	427205.41	3752.48	1075077.85	4117.82	151.65	0.34 (0.33-0.35)
Sri Lanka	Osteoarthritis knee	344151.14	2984.44	874391.77	3334.66	154.07	0.41 (0.39-0.42)
Sri Lanka	Osteoarthritis hip	23897.09	213.79	62355.04	241.42	160.93	0.45 (0.43-0.47)
Sri Lanka	Osteoarthritis hand	12406.76	116.85	31049.78	123.54	150.27	0.20 (0.19-0.22)
Sri Lanka	Osteoarthritis other	71915.07	677.23	180621.07	704.15	151.16	0.15 (0.14-0.16)

Sudan	Osteoarthritis	427067.09	4518.00	1005517.30	5081.94	135.45	0.40 (0.37-0.43)
Sudan	Osteoarthritis knee	297295.36	3134.28	722690.62	3653.40	143.09	0.52 (0.49-0.56)
Sudan	Osteoarthritis hip	17241.11	180.86	49246.53	248.97	185.63	1.11 (1.03-1.20)
Sudan	Osteoarthritis hand	84754.16	907.33	174430.18	893.00	105.81	-0.07 (-0.08--0.06)
Sudan	Osteoarthritis other	61811.15	685.51	144414.19	776.77	133.64	0.44 (0.41-0.47)
Suriname	Osteoarthritis	14472.88	5436.88	36636.83	5903.35	153.14	0.29 (0.28-0.31)
Suriname	Osteoarthritis knee	11218.54	4214.53	29013.06	4672.16	158.62	0.37 (0.35-0.38)
Suriname	Osteoarthritis hip	755.68	287.16	2117.03	347.42	180.15	0.69 (0.67-0.72)
Suriname	Osteoarthritis hand	2023.07	768.95	4763.19	776.94	135.44	0.04 (0.04-0.04)
Suriname	Osteoarthritis other	1888.61	728.12	4675.01	768.94	147.54	0.22 (0.20-0.24)
Sweden	Osteoarthritis	722504.51	5231.68	1048054.83	5679.87	45.06	0.24 (0.18-0.31)
Sweden	Osteoarthritis knee	435332.24	3117.46	634211.22	3413.39	45.68	0.21 (0.10-0.32)
Sweden	Osteoarthritis hip	66815.33	480.95	135053.83	718.97	102.13	1.56 (1.19-1.93)
Sweden	Osteoarthritis hand	209631.27	1506.67	279638.39	1487.39	33.40	-0.26 (-0.67-0.15)
Sweden	Osteoarthritis other	102652.12	723.27	146800.53	764.59	43.01	0.19 (0.17-0.20)
Switzerland	Osteoarthritis	673677.22	6891.86	1108960.61	7064.57	64.61	0.08 (0.08-0.09)
Switzerland	Osteoarthritis knee	389024.13	3940.61	650651.28	4108.06	67.25	0.14 (0.13-0.14)
Switzerland	Osteoarthritis hip	61470.04	617.00	109107.24	678.78	77.50	0.34 (0.32-0.35)
Switzerland	Osteoarthritis hand	265271.07	2709.90	423666.04	2676.35	59.71	-0.05 (-0.05--0.04)
Switzerland	Osteoarthritis other	68363.47	682.26	115368.07	706.68	68.76	0.14 (0.13-0.15)
Syrian Arab Republic	Osteoarthritis	266253.71	4894.53	698432.87	5218.67	162.32	0.18 (0.16-0.21)
Syrian Arab Republic	Osteoarthritis knee	188539.58	3462.71	505410.09	3768.26	168.07	0.24 (0.21-0.28)
Syrian Arab Republic	Osteoarthritis hip	12419.44	228.86	34270.22	264.98	175.94	0.38 (0.30-0.46)
Syrian Arab Republic	Osteoarthritis hand	48907.39	906.22	120885.12	909.17	147.17	0.01 (-0.01-0.03)

Syrian Arab Republic	Osteoarthritis other	39010.60	753.41	100441.84	792.81	157.47	0.14 (0.10-0.18)
Taiwan (Province of China)	Osteoarthritis	960051.51	5818.76	2535730.56	6452.51	164.12	0.42 (0.39-0.45)
Taiwan (Province of China)	Osteoarthritis knee	765585.04	4607.87	2090238.73	5321.82	173.03	0.57 (0.53-0.61)
Taiwan (Province of China)	Osteoarthritis hip	34632.97	211.18	96075.48	245.45	177.41	0.67 (0.59-0.75)
Taiwan (Province of China)	Osteoarthritis hand	139126.74	866.76	344721.14	865.28	147.77	-0.01 (-0.01--0.01)
Taiwan (Province of China)	Osteoarthritis other	112694.75	718.75	296726.30	743.14	163.30	0.21 (0.17-0.25)
Tajikistan	Osteoarthritis	141354.23	5020.36	281164.05	5098.86	98.91	0.03 (0.01-0.05)
Tajikistan	Osteoarthritis knee	70984.08	2525.76	144414.10	2624.62	103.45	0.10 (0.07-0.13)
Tajikistan	Osteoarthritis hip	8709.22	308.70	17593.07	329.19	102.01	0.16 (0.12-0.20)
Tajikistan	Osteoarthritis hand	56872.96	2025.30	108224.05	1985.78	90.29	-0.08 (-0.10--0.05)
Tajikistan	Osteoarthritis other	19048.54	685.30	35277.67	695.13	85.20	0.03 (0.01-0.04)
Thailand	Osteoarthritis	1493563.31	3938.08	4830195.78	4586.85	223.40	0.56 (0.54-0.57)
Thailand	Osteoarthritis knee	1229368.55	3199.26	4010730.97	3795.73	226.24	0.63 (0.61-0.65)
Thailand	Osteoarthritis hip	78242.22	211.92	288865.16	279.95	269.19	1.00 (0.97-1.03)
Thailand	Osteoarthritis hand	41635.45	119.55	125643.20	121.88	201.77	0.09 (0.07-0.11)
Thailand	Osteoarthritis other	234377.59	668.07	771238.17	740.90	229.06	0.37 (0.35-0.38)
Timor-Leste	Osteoarthritis	11481.15	3607.42	31255.34	3768.44	172.23	0.16 (0.14-0.18)
Timor-Leste	Osteoarthritis knee	9337.92	2862.64	25324.26	3029.18	171.20	0.21 (0.19-0.23)
Timor-Leste	Osteoarthritis hip	596.90	195.62	1672.58	203.67	180.21	0.16 (0.13-0.19)
Timor-Leste	Osteoarthritis hand	327.40	116.83	923.03	116.95	181.93	0.03 (0.01-0.05)
Timor-Leste	Osteoarthritis other	1807.28	653.22	5237.29	658.37	189.79	0.01 (-0.01-0.03)
Togo	Osteoarthritis	73556.68	5565.43	233893.09	5856.25	217.98	0.15 (0.14-0.17)
Togo	Osteoarthritis knee	47018.12	3564.76	152716.74	3834.70	224.80	0.22 (0.20-0.24)
Togo	Osteoarthritis hip	3365.42	258.28	11307.31	290.84	235.98	0.34 (0.30-0.38)

Togo	Osteoarthritis hand	21896.13	1661.96	67085.37	1694.87	206.38	0.08 (0.07-0.08)
Togo	Osteoarthritis other	8100.40	670.15	25272.29	694.95	211.99	0.09 (0.07-0.11)
Tokelau	Osteoarthritis	63.51	4874.57	72.73	5373.58	14.51	0.32 (0.27-0.37)
Tokelau	Osteoarthritis knee	51.79	3984.95	60.35	4439.11	16.53	0.36 (0.30-0.41)
Tokelau	Osteoarthritis hip	3.58	268.68	4.54	340.08	26.84	0.74 (0.62-0.86)
Tokelau	Osteoarthritis hand	3.85	292.39	3.75	282.61	-2.70	-0.11 (-0.13--0.10)
Tokelau	Osteoarthritis other	9.69	729.12	10.63	800.47	9.76	0.31 (0.26-0.35)
Tonga	Osteoarthritis	2893.80	5012.92	4389.56	5445.81	51.69	0.20 (0.11-0.30)
Tonga	Osteoarthritis knee	2384.56	4094.13	3662.99	4532.04	53.61	0.26 (0.16-0.37)
Tonga	Osteoarthritis hip	167.60	298.17	271.25	341.83	61.84	0.23 (-0.02-0.48)
Tonga	Osteoarthritis hand	157.28	287.39	228.59	289.51	45.34	0.03 (0.02-0.03)
Tonga	Osteoarthritis other	415.05	755.47	621.00	786.41	49.62	0.07 (-0.02-0.16)
Trinidad and Tobago	Osteoarthritis	46952.59	5551.66	110840.86	5919.57	136.07	0.26 (0.24-0.29)
Trinidad and Tobago	Osteoarthritis knee	36640.22	4324.02	88017.18	4689.89	140.22	0.33 (0.30-0.36)
Trinidad and Tobago	Osteoarthritis hip	2586.92	303.82	6618.19	354.20	155.83	0.63 (0.57-0.69)
Trinidad and Tobago	Osteoarthritis hand	6420.86	771.60	14317.74	767.16	122.99	-0.02 (-0.02--0.01)
Trinidad and Tobago	Osteoarthritis other	6128.85	740.42	14451.24	774.36	135.79	0.21 (0.17-0.24)
Tunisia	Osteoarthritis	249952.74	4846.91	684102.71	5268.93	173.69	0.28 (0.27-0.28)
Tunisia	Osteoarthritis knee	176861.22	3417.02	495378.67	3810.28	180.09	0.36 (0.35-0.37)
Tunisia	Osteoarthritis hip	11352.48	220.34	34232.19	266.17	201.54	0.62 (0.60-0.64)
Tunisia	Osteoarthritis hand	46706.68	915.93	120386.30	933.31	157.75	0.06 (0.06-0.07)
Tunisia	Osteoarthritis other	36783.30	740.64	100426.42	789.67	173.02	0.22 (0.22-0.23)
Turkey	Osteoarthritis	1709749.35	4613.17	4606240.98	5089.53	169.41	0.31 (0.30-0.32)
Turkey	Osteoarthritis knee	1388716.24	3738.22	3785117.64	4179.01	172.56	0.36 (0.35-0.37)

Turkey	Osteoarthritis hip	87348.57	236.27	262927.12	292.26	201.01	0.67 (0.63-0.70)
Turkey	Osteoarthritis hand	92640.48	259.24	231148.68	259.99	149.51	-0.11 (-0.27-0.06)
Turkey	Osteoarthritis other	272082.22	762.29	734647.55	824.57	170.01	0.25 (0.24-0.26)
Turkmenistan	Osteoarthritis	90867.38	4724.54	209718.66	5111.81	130.80	0.26 (0.24-0.29)
Turkmenistan	Osteoarthritis knee	51692.99	2687.46	119812.69	2923.44	131.78	0.28 (0.26-0.29)
Turkmenistan	Osteoarthritis hip	6788.02	352.49	16797.38	418.75	147.46	0.55 (0.52-0.57)
Turkmenistan	Osteoarthritis hand	27098.23	1416.99	62739.97	1543.81	131.53	0.33 (0.23-0.43)
Turkmenistan	Osteoarthritis other	13262.75	713.67	29500.73	751.43	122.43	0.13 (0.10-0.15)
Tuvalu	Osteoarthritis	337.62	4823.77	549.96	5229.54	62.89	0.24 (0.18-0.30)
Tuvalu	Osteoarthritis knee	278.61	3946.28	458.14	4326.87	64.44	0.28 (0.21-0.34)
Tuvalu	Osteoarthritis hip	17.80	257.73	32.05	310.60	80.06	0.51 (0.37-0.66)
Tuvalu	Osteoarthritis hand	19.63	298.31	29.11	288.59	48.27	-0.12 (-0.12--0.12)
Tuvalu	Osteoarthritis other	47.65	716.58	78.00	768.96	63.72	0.20 (0.14-0.25)
Uganda	Osteoarthritis	356336.12	5325.98	837816.72	5583.56	135.12	0.18 (0.17-0.19)
Uganda	Osteoarthritis knee	219944.80	3288.68	524060.22	3510.46	138.27	0.25 (0.24-0.27)
Uganda	Osteoarthritis hip	18456.54	279.05	45973.40	311.82	149.09	0.44 (0.42-0.46)
Uganda	Osteoarthritis hand	110366.24	1652.89	252536.63	1686.63	128.82	0.07 (0.06-0.08)
Uganda	Osteoarthritis other	40948.09	653.28	93879.52	678.03	129.26	0.15 (0.14-0.15)
Ukraine	Osteoarthritis	4055559.28	5702.31	4351117.75	5868.40	7.29	0.17 (0.13-0.21)
Ukraine	Osteoarthritis knee	2414178.70	3377.12	2629589.14	3534.63	8.92	0.17 (0.16-0.18)
Ukraine	Osteoarthritis hip	280940.82	396.64	320250.60	430.66	13.99	0.30 (0.27-0.32)
Ukraine	Osteoarthritis hand	1309987.62	1848.30	1375400.29	1843.76	4.99	0.25 (0.09-0.41)
Ukraine	Osteoarthritis other	540180.76	759.37	588448.25	779.16	8.94	0.09 (0.08-0.10)
United Arab Emirates	Osteoarthritis	28991.46	4889.03	339145.94	5318.62	1069.81	0.30 (0.28-0.32)



United Arab Emirates	Osteoarthritis knee	20543.85	3483.37	245099.34	3886.72	1093.05	0.38 (0.37-0.40)
United Arab Emirates	Osteoarthritis hip	1651.34	251.58	21270.73	330.47	1188.09	0.96 (0.93-0.99)
United Arab Emirates	Osteoarthritis hand	4501.96	827.19	44909.36	757.75	897.55	-0.32 (-0.34--0.30)
United Arab Emirates	Osteoarthritis other	4010.40	788.57	47299.11	883.16	1079.41	0.42 (0.39-0.46)
United Kingdom	Osteoarthritis	5965891.54	7064.06	8507371.02	7504.90	42.60	0.19 (0.06-0.31)
United Kingdom	Osteoarthritis knee	3637137.04	4247.78	5258099.86	4589.41	44.57	0.31 (0.23-0.39)
United Kingdom	Osteoarthritis hip	605168.00	702.51	937189.08	807.84	54.86	0.50 (0.46-0.54)
United Kingdom	Osteoarthritis hand	2119020.51	2498.49	2970513.41	2593.15	40.18	-0.03 (-0.38-0.33)
United Kingdom	Osteoarthritis other	632248.23	730.40	916903.77	778.90	45.02	0.22 (0.20-0.24)
United Republic of Tanzania	Osteoarthritis	613555.99	5441.73	1493336.59	5724.76	143.39	0.18 (0.17-0.19)
United Republic of Tanzania	Osteoarthritis knee	382214.10	3385.80	944689.71	3638.56	147.16	0.26 (0.25-0.27)
United Republic of Tanzania	Osteoarthritis hip	33280.64	298.96	88973.28	348.64	167.34	0.57 (0.54-0.59)
United Republic of Tanzania	Osteoarthritis hand	185833.53	1654.38	432305.10	1657.84	132.63	0.01 (0.00-0.01)
United Republic of Tanzania	Osteoarthritis other	71364.34	674.43	173632.65	713.67	143.30	0.19 (0.18-0.20)
United States of America	Osteoarthritis	28873208.98	9640.82	51865888.52	9960.88	79.63	0.06 (-0.08-0.21)
United States of America	Osteoarthritis knee	14591499.28	4807.81	24739942.69	4705.36	69.55	-0.26 (-0.46--0.06)
United States of America	Osteoarthritis hip	2557288.55	827.02	5519541.19	1031.12	115.84	0.70 (0.60-0.80)
United States of America	Osteoarthritis hand	15748311.76	5264.77	30362507.83	5721.76	92.80	0.30 (0.05-0.56)
United States of America	Osteoarthritis other	2321706.25	751.87	4212913.90	806.24	81.46	0.26 (0.24-0.29)
United States Virgin Islands	Osteoarthritis	5365.51	5934.90	11304.24	6296.88	110.68	0.20 (0.19-0.22)
United States Virgin Islands	Osteoarthritis knee	4225.80	4670.23	9096.90	5034.35	115.27	0.26 (0.24-0.28)
United States Virgin Islands	Osteoarthritis hip	320.29	362.99	748.97	413.15	133.84	0.45 (0.39-0.50)
United States Virgin Islands	Osteoarthritis hand	682.75	778.85	1415.18	785.31	107.28	0.02 (0.01-0.03)
United States Virgin Islands	Osteoarthritis other	686.92	796.74	1495.10	819.56	117.65	0.10 (0.07-0.12)

Uruguay	Osteoarthritis	282329.86	7471.05	400367.80	8059.42	41.81	0.25 (0.23-0.28)
Uruguay	Osteoarthritis knee	160729.83	4218.91	238347.57	4763.67	48.29	0.40 (0.36-0.44)
Uruguay	Osteoarthritis hip	19627.47	512.24	34416.43	674.44	75.35	0.95 (0.85-1.06)
Uruguay	Osteoarthritis hand	126121.78	3327.31	167559.63	3339.92	32.86	0.02 (0.01-0.02)
Uruguay	Osteoarthritis other	25711.78	672.30	38670.55	747.98	50.40	0.37 (0.33-0.41)
Uzbekistan	Osteoarthritis	586243.80	5171.65	1247288.94	5428.77	112.76	0.16 (0.14-0.17)
Uzbekistan	Osteoarthritis knee	299029.19	2639.65	658613.48	2870.13	120.25	0.27 (0.25-0.29)
Uzbekistan	Osteoarthritis hip	38256.13	336.51	89018.15	400.44	132.69	0.56 (0.52-0.61)
Uzbekistan	Osteoarthritis hand	231774.08	2055.63	458540.19	2030.60	97.84	-0.04 (-0.04--0.03)
Uzbekistan	Osteoarthritis other	77469.89	698.32	156985.60	741.23	102.64	0.17 (0.15-0.19)
Vanuatu	Osteoarthritis	3201.09	4629.86	9042.38	5007.97	182.48	0.28 (0.26-0.30)
Vanuatu	Osteoarthritis knee	2619.30	3737.42	7522.22	4124.67	187.18	0.36 (0.33-0.38)
Vanuatu	Osteoarthritis hip	174.86	259.53	506.94	288.36	189.91	0.35 (0.31-0.38)
Vanuatu	Osteoarthritis hand	175.58	273.93	472.71	279.19	169.23	0.08 (0.07-0.09)
Vanuatu	Osteoarthritis other	455.76	720.41	1246.84	739.37	173.58	0.09 (0.09-0.10)
Venezuela (Bolivarian Republic of)	Osteoarthritis	506586.31	5082.70	1634425.65	5455.53	222.64	0.23 (0.22-0.25)
Venezuela (Bolivarian Republic of)	Osteoarthritis knee	420471.16	4214.87	1373762.16	4581.67	226.72	0.27 (0.26-0.29)
Venezuela (Bolivarian Republic of)	Osteoarthritis hip	25504.13	253.88	86745.85	292.61	240.12	0.48 (0.45-0.51)
Venezuela (Bolivarian Republic of)	Osteoarthritis hand	34440.19	359.53	106185.42	360.70	208.32	-0.02 (-0.04-0.00)
Venezuela (Bolivarian Republic of)	Osteoarthritis other	69578.70	727.34	224759.43	763.47	223.03	0.16 (0.15-0.17)
Viet Nam	Osteoarthritis	1469494.47	3672.14	3876620.68	3914.20	163.81	0.24 (0.23-0.26)
Viet Nam	Osteoarthritis knee	1181628.69	2939.33	3172729.28	3170.44	168.50	0.29 (0.27-0.31)
Viet Nam	Osteoarthritis hip	76892.34	190.32	203392.61	212.16	164.52	0.43 (0.39-0.48)
Viet Nam	Osteoarthritis hand	49118.48	127.18	115812.01	125.84	135.78	-0.04 (-0.04--0.04)

Viet Nam	Osteoarthritis other	252309.81	644.95	624315.46	666.82	147.44	0.12 (0.11-0.14)
Yemen	Osteoarthritis	226788.63	4477.71	669350.22	4770.47	195.14	0.24 (0.23-0.25)
Yemen	Osteoarthritis knee	156948.96	3084.62	472304.98	3359.77	200.93	0.32 (0.31-0.33)
Yemen	Osteoarthritis hip	8688.24	169.16	28344.82	199.07	226.24	0.63 (0.60-0.65)
Yemen	Osteoarthritis hand	46709.30	945.47	128176.22	929.92	174.41	-0.05 (-0.07--0.04)
Yemen	Osteoarthritis other	31739.94	667.12	93823.64	715.89	195.60	0.28 (0.27-0.30)
Zambia	Osteoarthritis	162459.16	5400.66	406981.64	5659.86	150.51	0.15 (0.14-0.16)
Zambia	Osteoarthritis knee	100920.23	3361.96	256173.27	3588.28	153.84	0.21 (0.20-0.22)
Zambia	Osteoarthritis hip	8828.34	301.40	23664.39	335.85	168.05	0.34 (0.30-0.38)
Zambia	Osteoarthritis hand	48997.07	1624.99	119035.74	1656.87	142.94	0.08 (0.08-0.09)
Zambia	Osteoarthritis other	18595.93	673.00	45892.27	698.66	146.79	0.12 (0.09-0.14)
Zimbabwe	Osteoarthritis	253138.85	5930.52	449628.32	6070.12	77.62	0.03 (0.01-0.06)
Zimbabwe	Osteoarthritis knee	149678.36	3529.22	268014.18	3660.89	79.06	0.05 (0.01-0.09)
Zimbabwe	Osteoarthritis hip	14364.18	341.31	25544.63	351.74	77.84	-0.07 (-0.15-0.01)
Zimbabwe	Osteoarthritis hand	86782.70	2020.42	153741.37	2052.53	77.16	0.06 (0.06-0.07)
Zimbabwe	Osteoarthritis other	28108.64	705.11	48213.90	705.63	71.53	-0.06 (-0.09--0.04)

ASR, age-standardized prevalence rate; EAPC, estimated annual percentage change; UI, uncertainty interval; CI, confidential interval.

\* Change in absolute number (%)

Table S6. The prevalent cases of site-specific OA at different age groups, 1990 and 2019.

Age groups	OA			Knee			Hip			Hand			Other		
	Case in 1990 ( $\times 10^5$ )	Case in 2019 ( $\times 10^5$ )	Change * (%)	Case in 1990 ( $\times 10^5$ )	Case in 2019 ( $\times 10^5$ )	Change * (%)	Case in 1990 ( $\times 10^5$ )	Case in 2019 ( $\times 10^5$ )	Change * (%)	Case in 1990 ( $\times 10^5$ )	Case in 2019 ( $\times 10^5$ )	Change * (%)	Case in 1990 ( $\times 10^5$ )	Case in 2019 ( $\times 10^5$ )	Change * (%)
30 to 34	8.1	13.4	65.8	4.1	6.9	68.1	3.0	5.3	76.2	1.8	2.4	38.5	0.6	0.9	46.5
35 to 39	56.1	88.3	57.3	36.3	58.8	62.2	4.6	8.1	77.1	12.1	16.4	35.6	4.1	6.3	54.4
40 to 44	130.5	228.0	74.7	85.6	157.6	84.1	6.3	12.2	94.0	31.5	45.1	43.3	10.1	18.1	79.3
45 to 49	210.5	444.9	111.3	141.2	314.6	122.9	8.7	19.7	126.4	53.0	93.3	76.0	17.3	37.6	117.5
50 to 54	309.4	661.7	113.8	207.2	473.9	128.8	12.9	29.3	126.5	85.2	148.4	74.1	27.9	61.3	120.0
55 to 59	363.3	762.5	109.9	245.2	531.3	116.7	17.1	39.0	128.7	103.0	198.2	92.3	37.1	79.6	114.3
60 to 64	389.1	785.1	101.8	258.9	543.3	109.8	21.5	46.6	117.2	119.2	218.2	83.1	43.9	90.9	106.9
65 to 69	344.2	739.0	114.7	230.2	513.7	123.2	21.9	49.1	124.5	107.9	210.0	94.7	41.8	92.6	121.7
70 to 74	259.1	586.8	126.5	173.5	405.8	133.9	17.8	43.3	143.0	83.1	173.2	108.4	33.8	78.6	132.3
75 to 79	205.3	426.2	107.6	134.1	292.1	117.8	15.4	33.0	115.1	70.7	130.0	83.9	28.4	61.3	115.7
80 to 84	124.1	298.2	140.4	78.9	198.7	151.7	9.6	23.5	143.9	44.7	97.0	117.0	18.5	46.1	148.4
85 to 89	55.0	160.2	191.4	33.0	101.6	207.9	4.5	13.2	195.3	21.5	57.2	165.9	8.9	26.4	197.6
90 to 94	16.5	64.7	291.5	9.1	37.5	314.4	1.4	5.7	296.4	7.2	26.5	269.8	2.9	11.2	293.2
95 plus	3.9	19.0	382.1	1.9	9.9	416.6	0.4	1.8	392.3	1.9	8.8	364.6	0.7	3.5	375.0

\* Change in absolute number (%).

Figure S1. The hierarchical cluster analysis of the temporal trends in ASR of OA at national level.

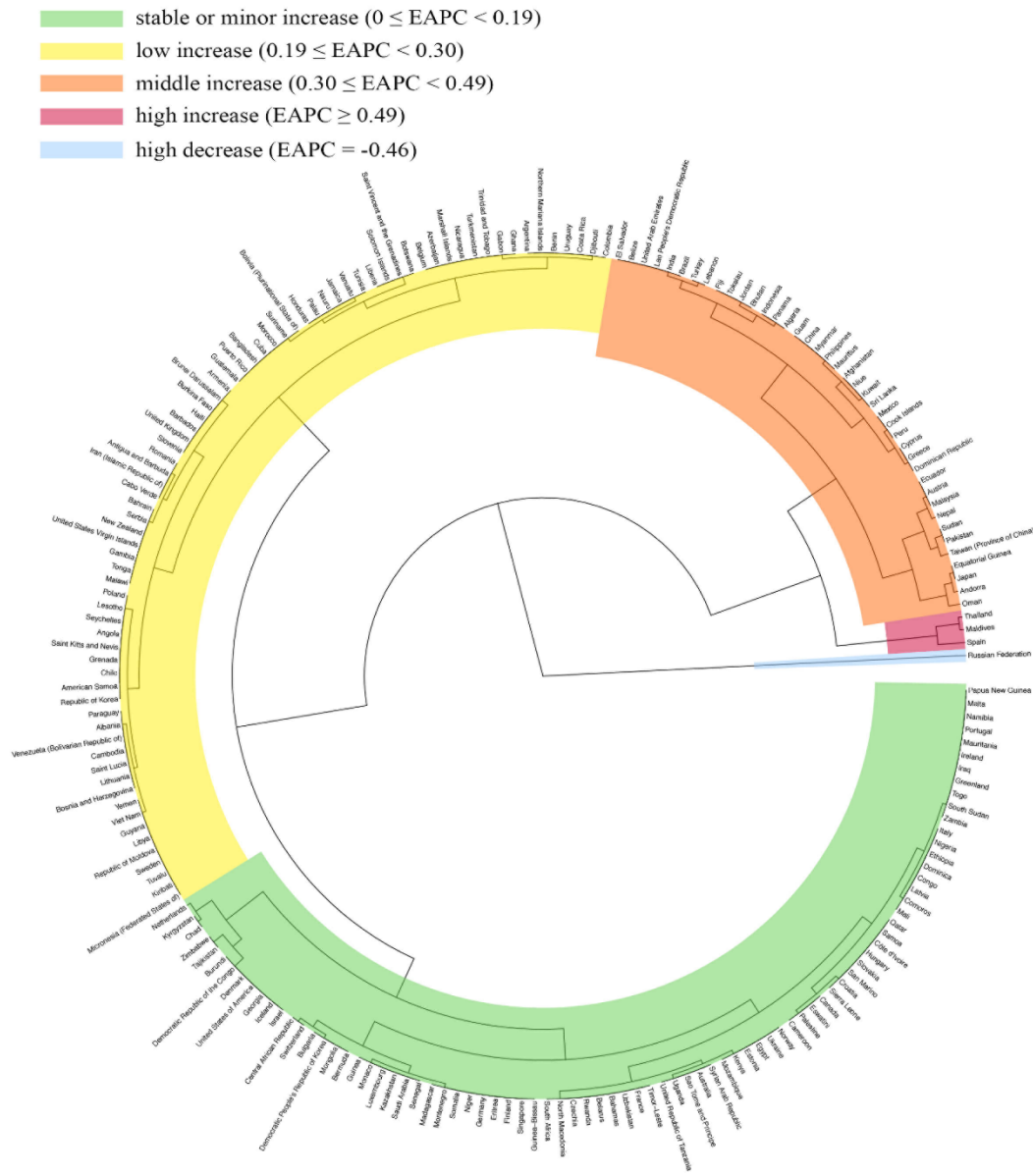


Figure S2. The ASR of OA knee in 2019

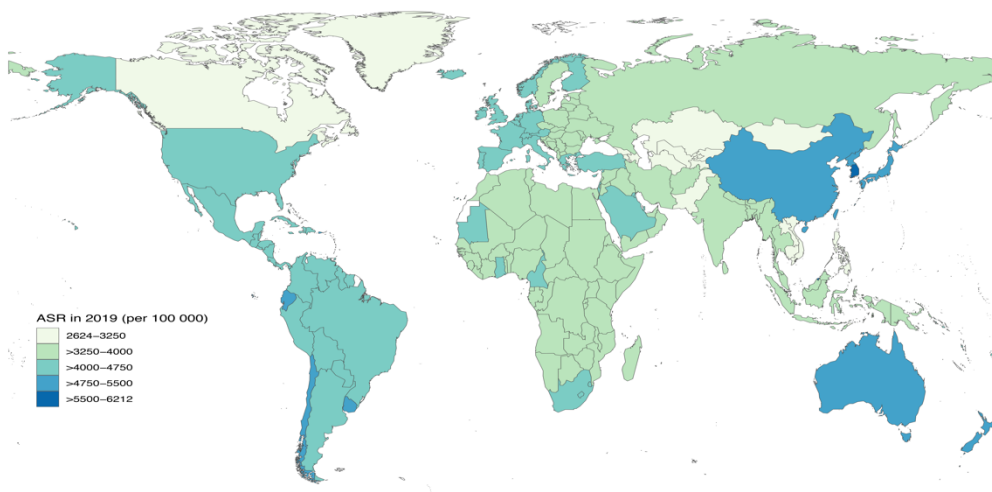


Figure S3. The percentage change in absolute number of OA knee from 1990 to 2019

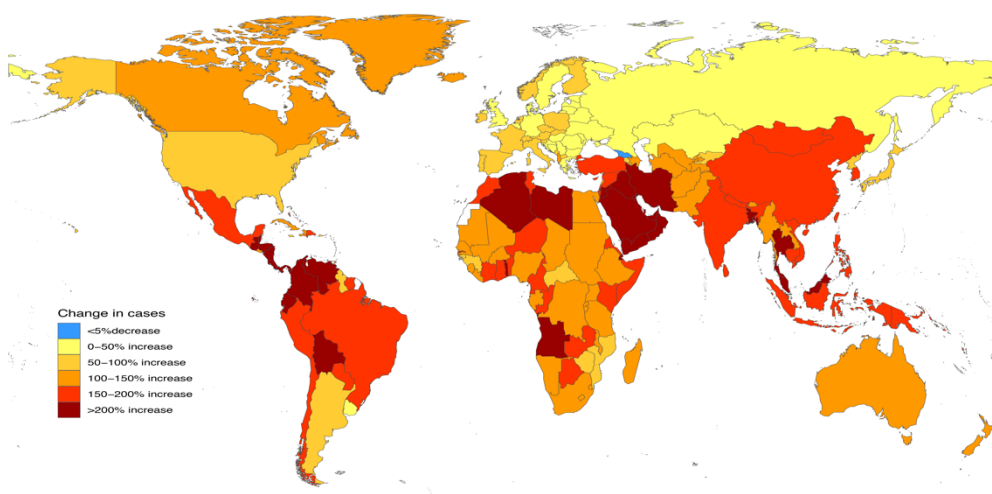


Figure S4. The EAPC in ASR of OA knee from 1990 to 2017

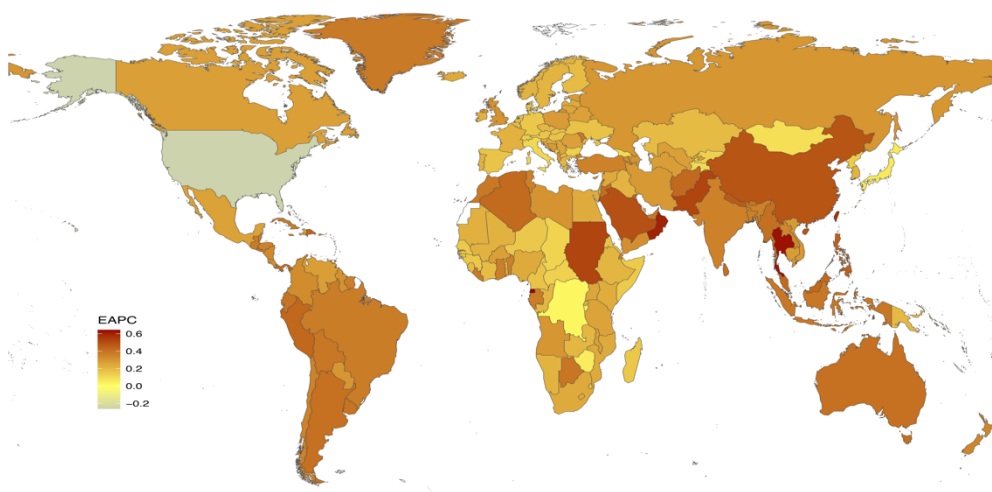


Figure S5. The ASR of OA hip in 2019

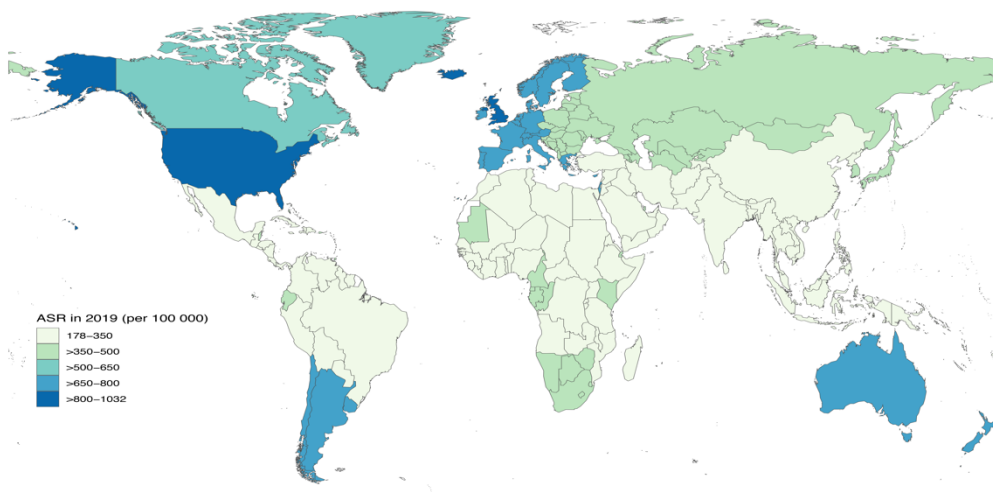


Figure S6. The percentage change in absolute number of OA hip from 1990 to 2019

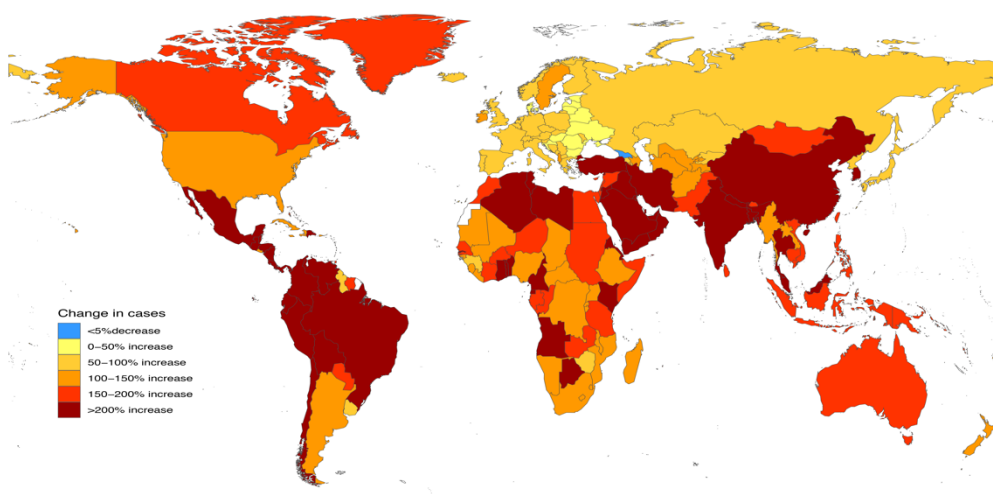


Figure S7. The EAPC in ASR of OA hip from 1990 to 2017

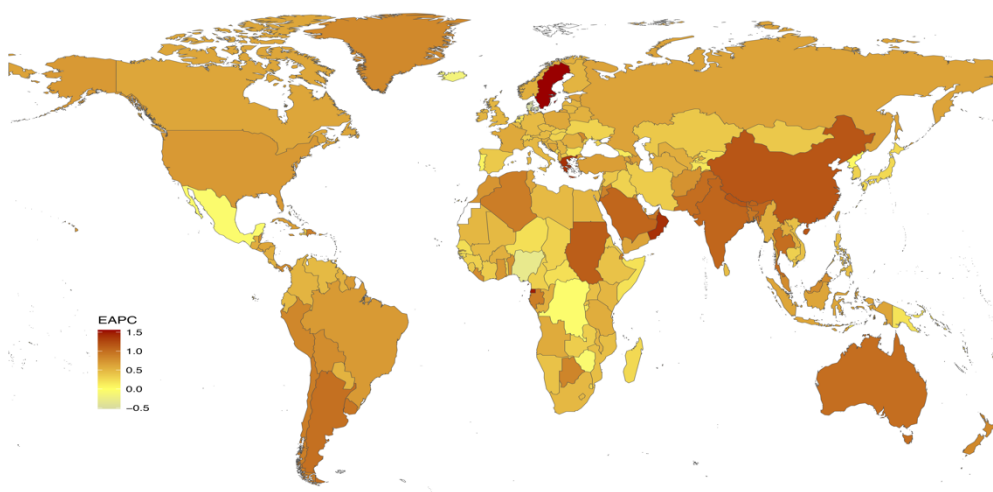


Figure S8. The ASR of OA hand in 2019

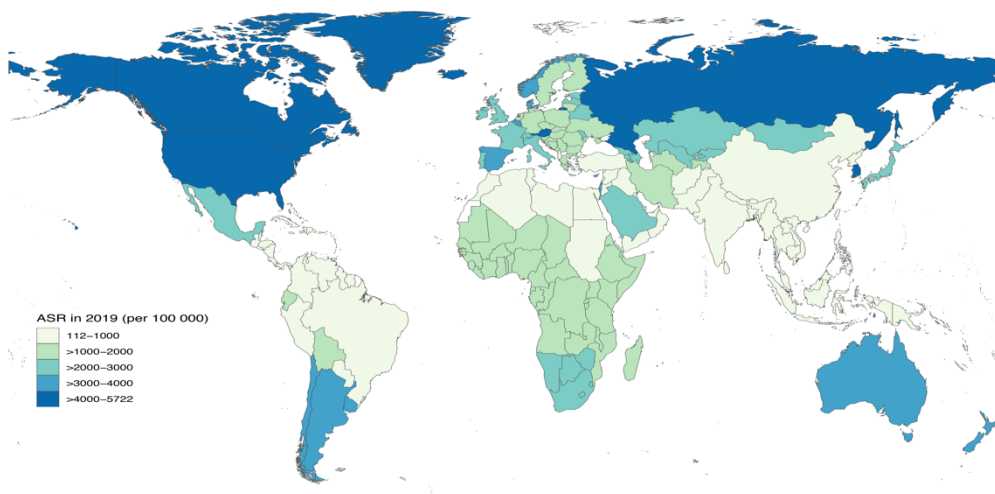


Figure S9. The percentage change in absolute number of OA hand from 1990 to 2019

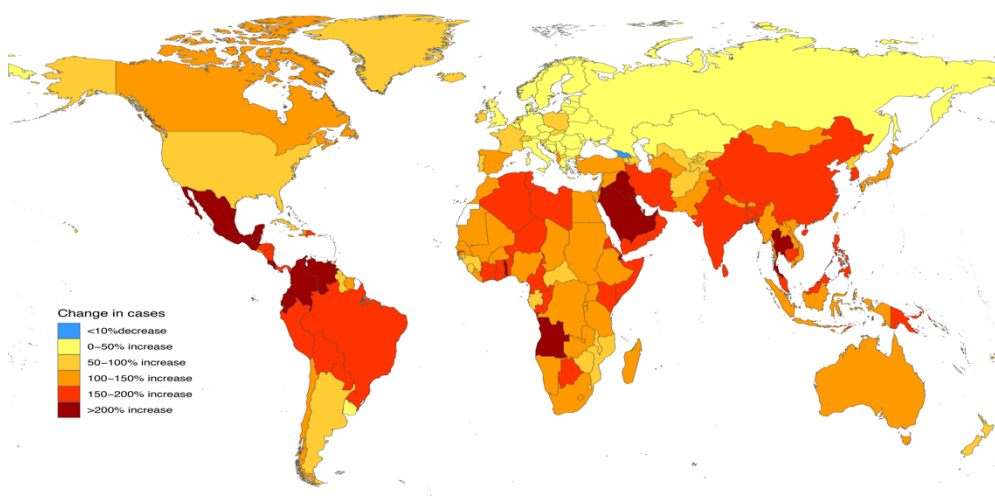


Figure S10. The EAPC in ASR of OA hand from 1990 to 2017

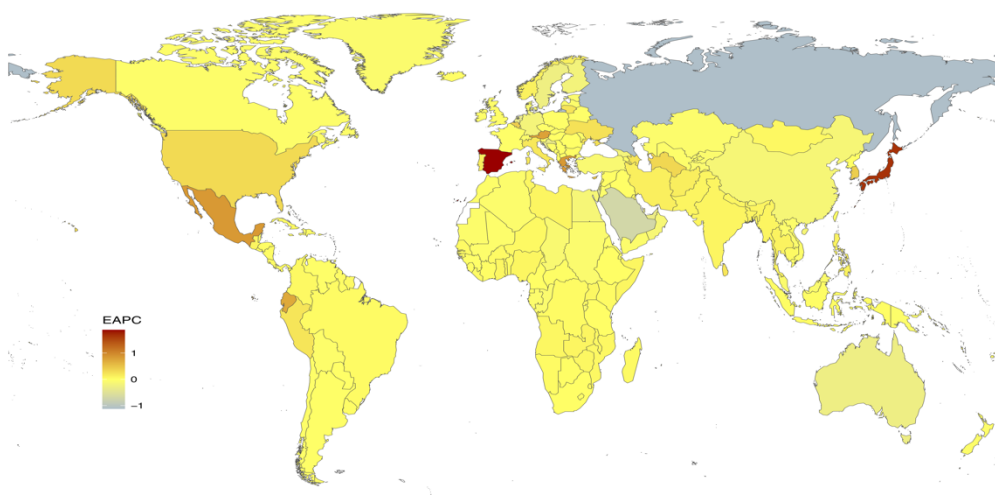




Figure S11. The ASR of OA other in 2019

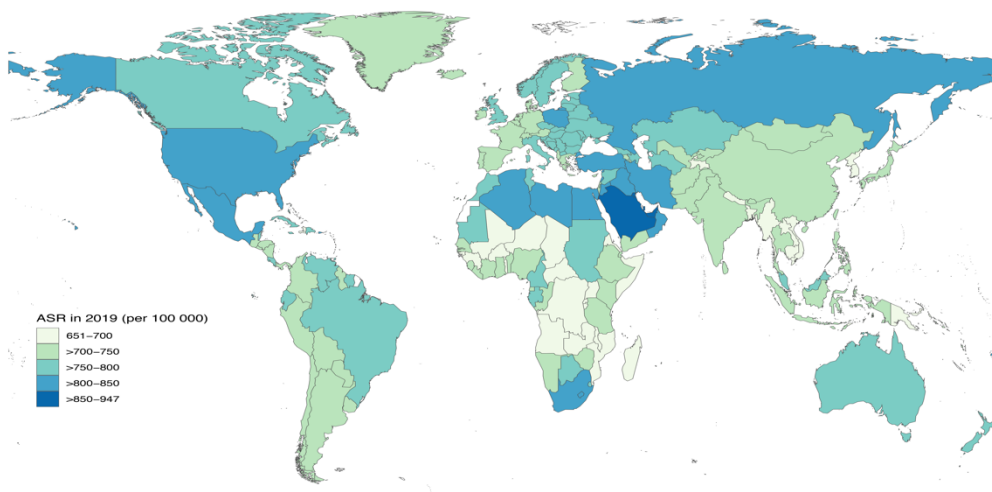


Figure S12. The percentage change in absolute number of OA other from 1990 to 2019

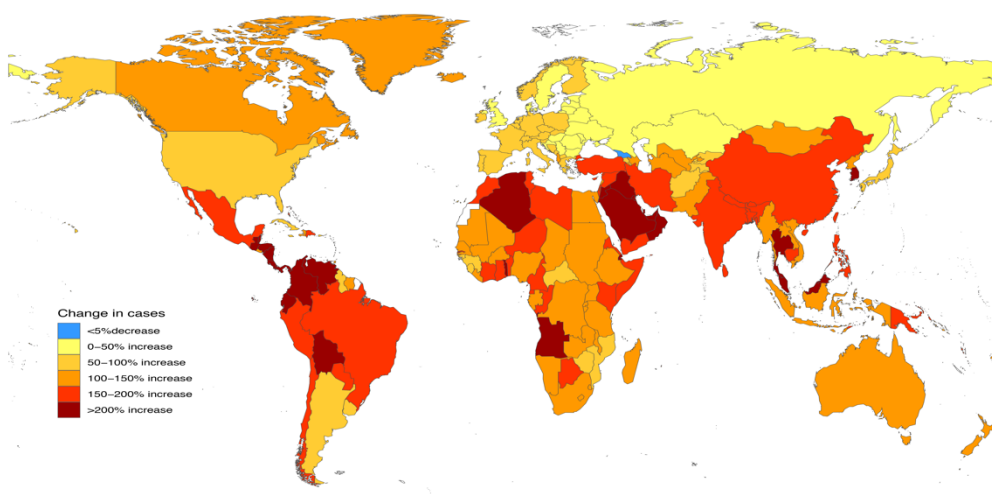


Figure S13. The EAPC in ASR of OA other from 1990 to 2017

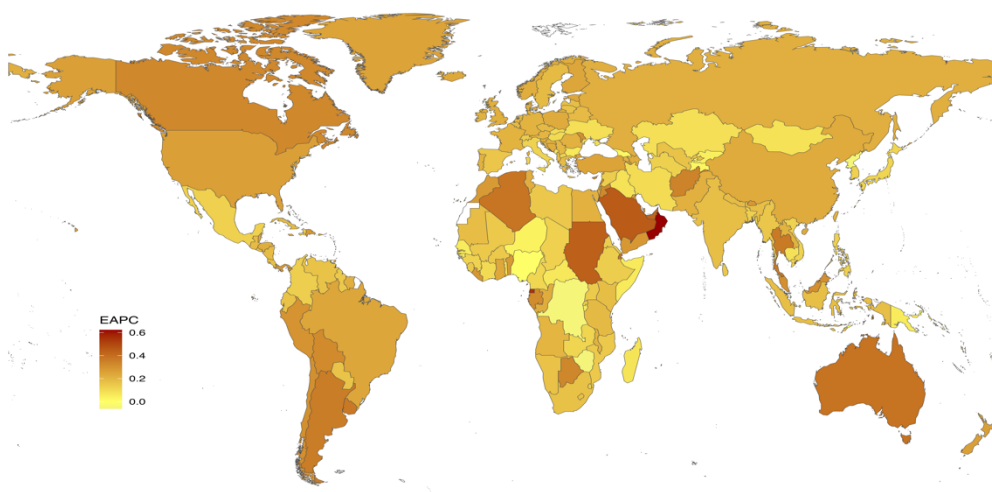


Figure S14. The EAPC in ASR of OA from 1990 to 2019, by specific site, global and regional levels

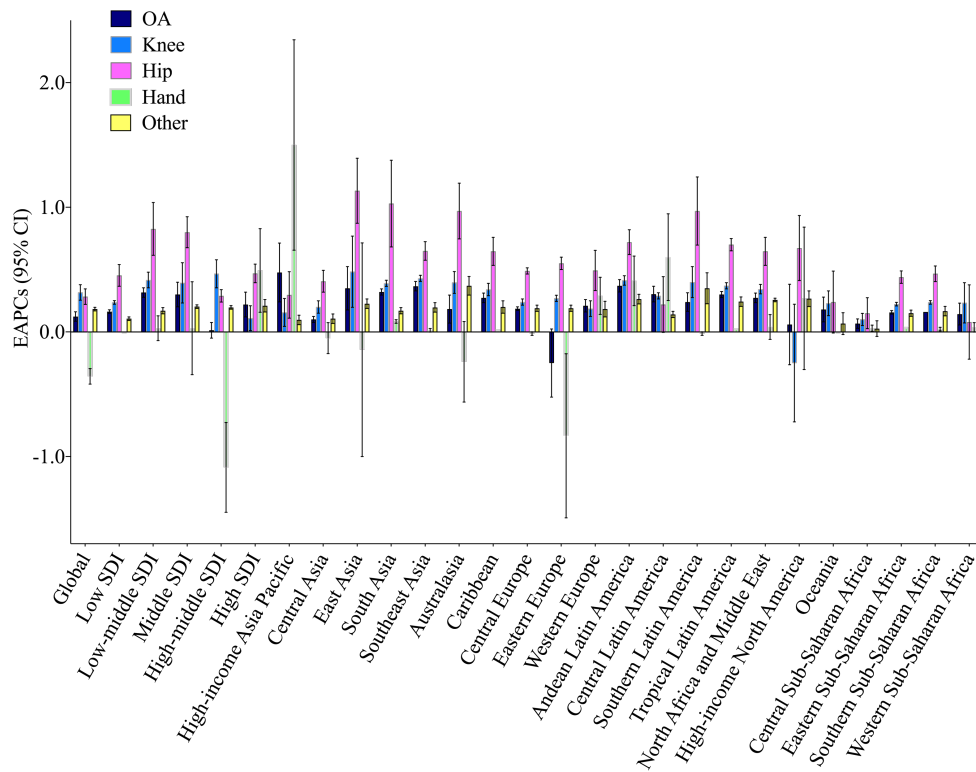


Figure S15. The correlation between ASR and SDI in 1990 (A), and in 2019 (B) for OA knee. The prevalent cases from countries were represented by the circles and its' size and color.

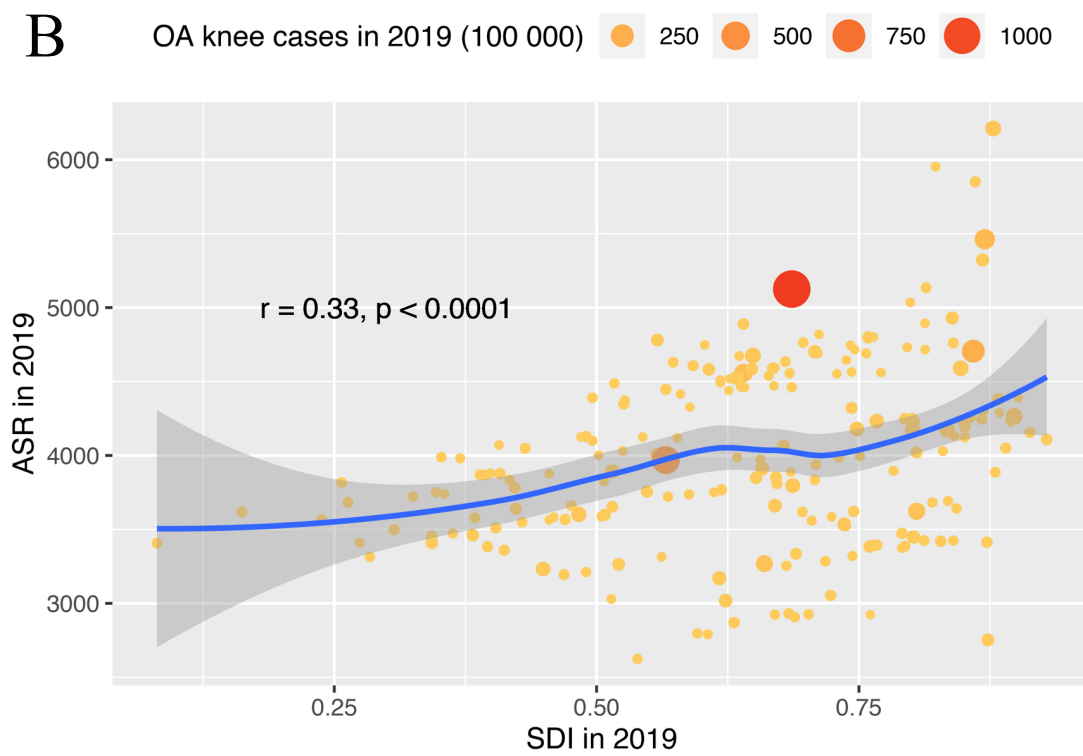
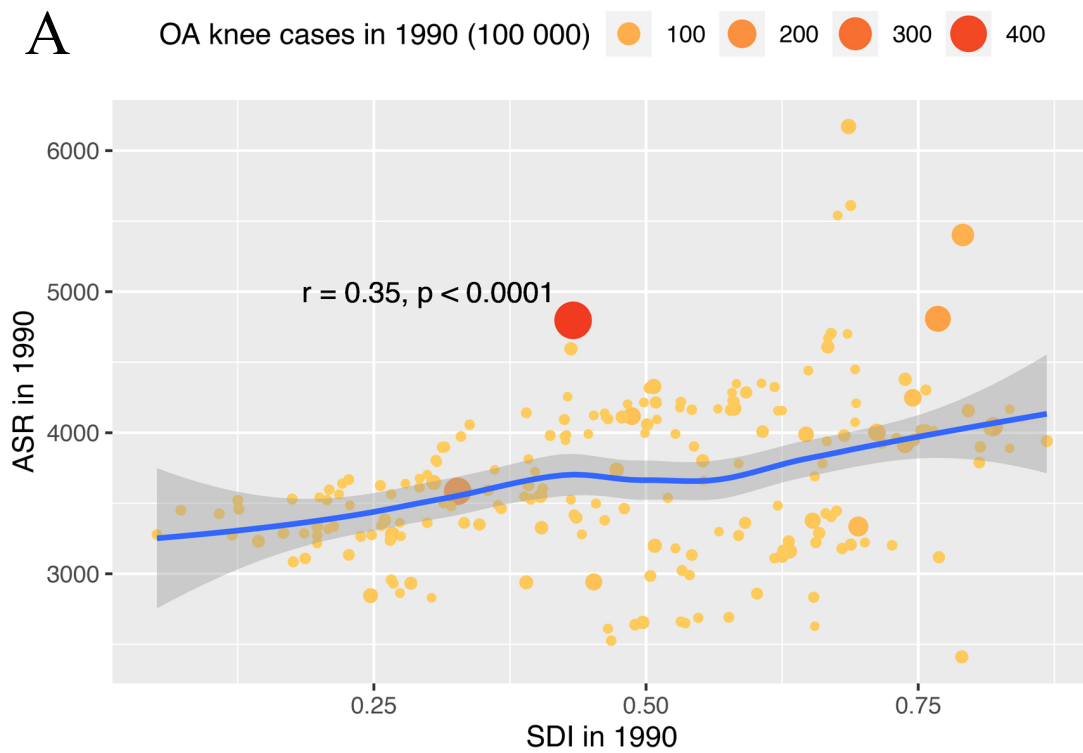


Figure S16. The correlation between ASR and SDI in 1990 (A), and in 2019 (B) for OA hip. The prevalent cases from countries were represented by the circles and its' size and color.

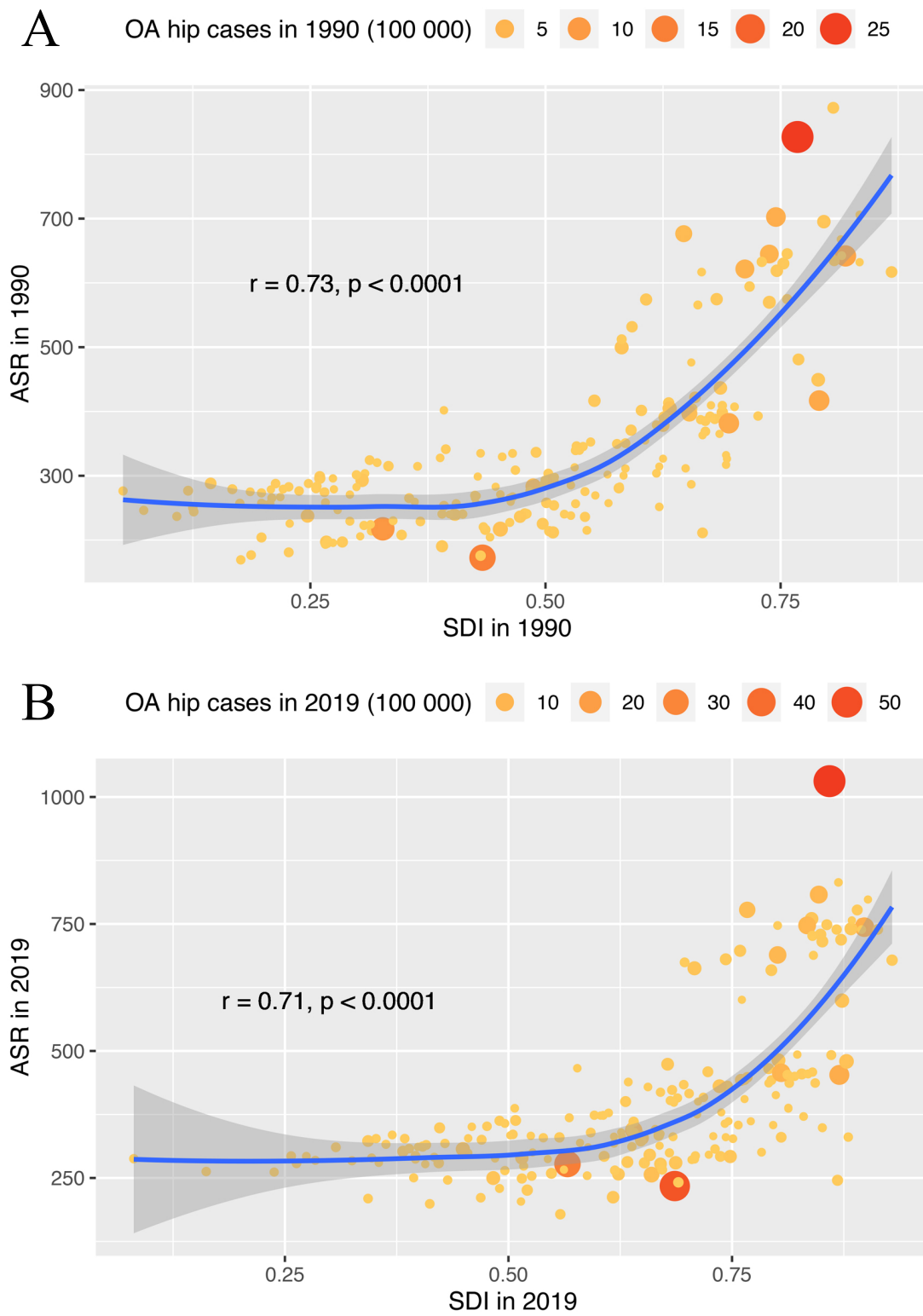


Figure S17. The correlation between ASR and SDI in 1990 (A), and in 2019 (B) for OA hand. The prevalent cases from countries were represented by the circles and its' size and color.

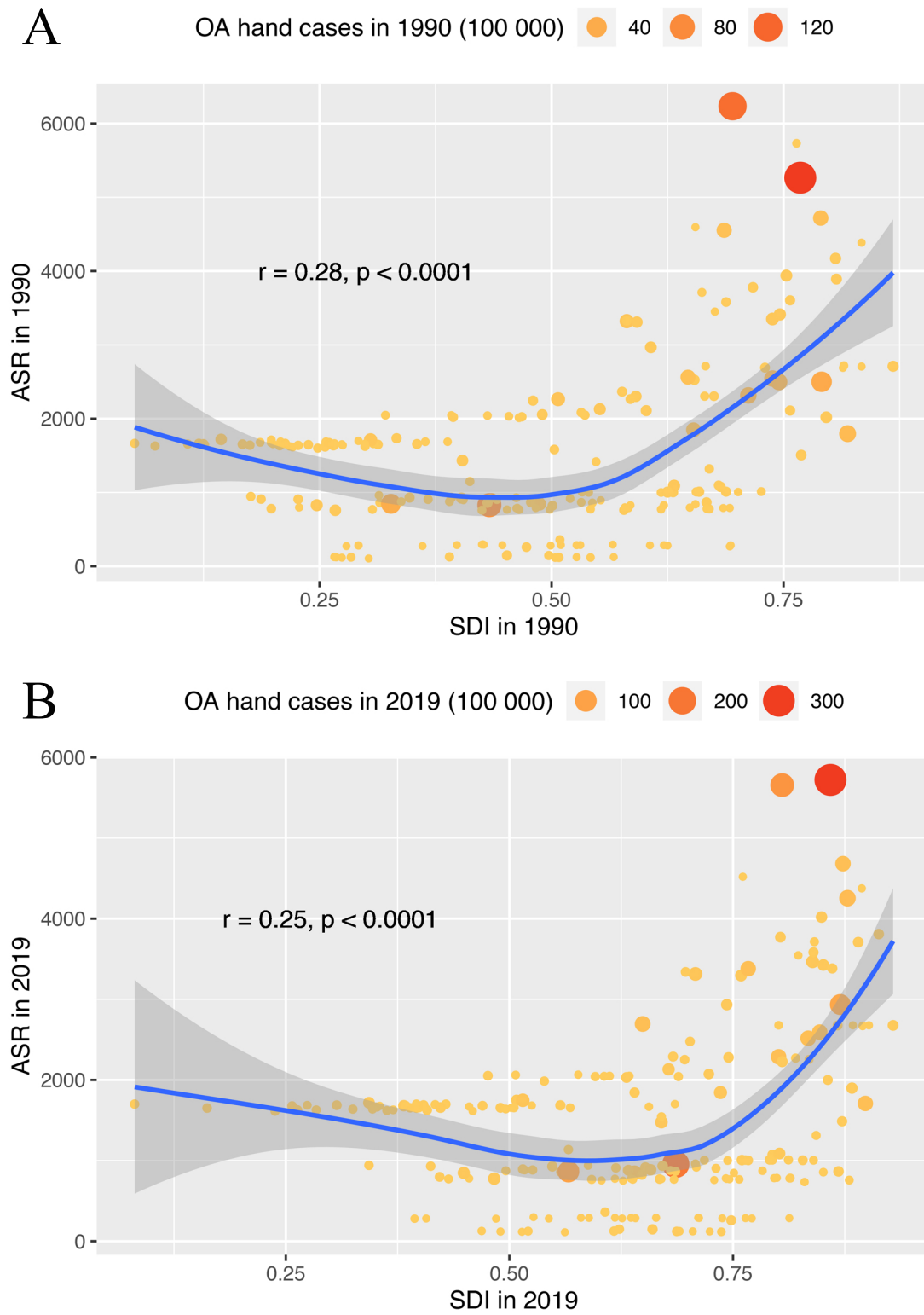


Figure S18. The correlation between ASR and SDI in 1990 (A), and in 2019 (B) for OA other. The prevalent cases from countries were represented by the circles and its' size and color.

