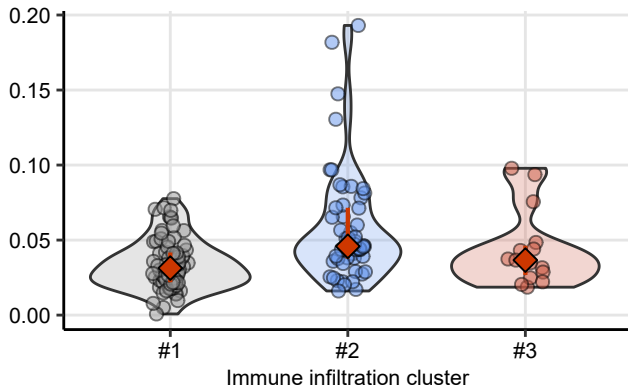


Macrophage M1

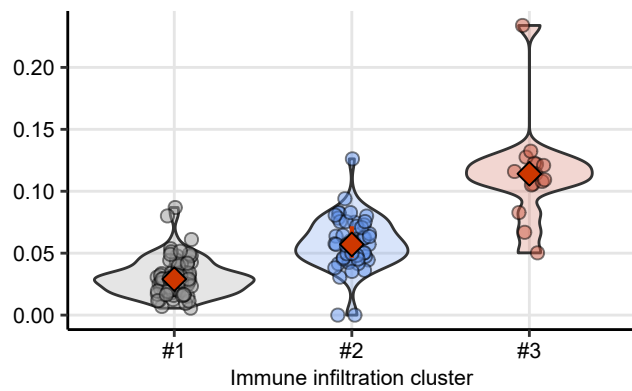
p < 0.001



#1: n = 79, #2: n = 53, #3: n = 15

Macrophage M2

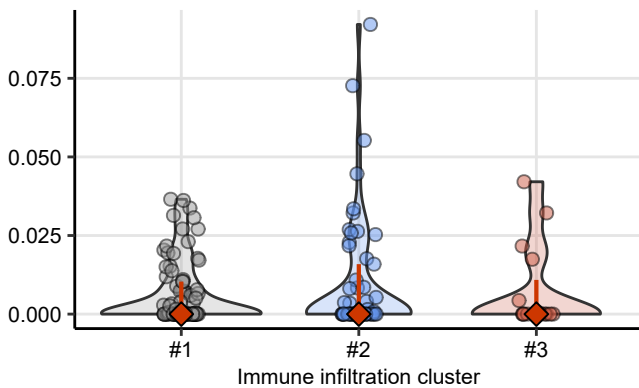
p < 0.001



#1: n = 79, #2: n = 53, #3: n = 15

T cell CD4+ (non-regulatory)

ns (p = 0.94)



#1: n = 79, #2: n = 53, #3: n = 15

T cell regulatory (Tregs)

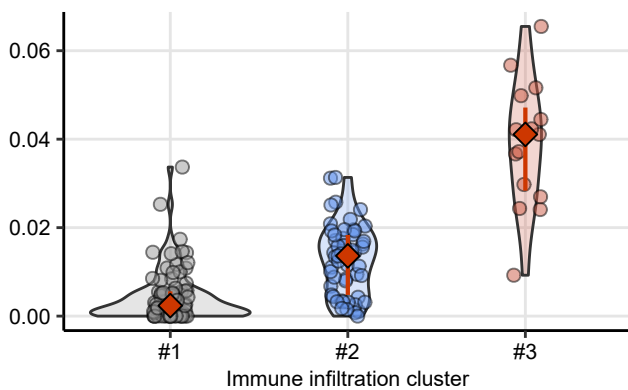
p < 0.001



#1: n = 79, #2: n = 53, #3: n = 15

T cell CD8+

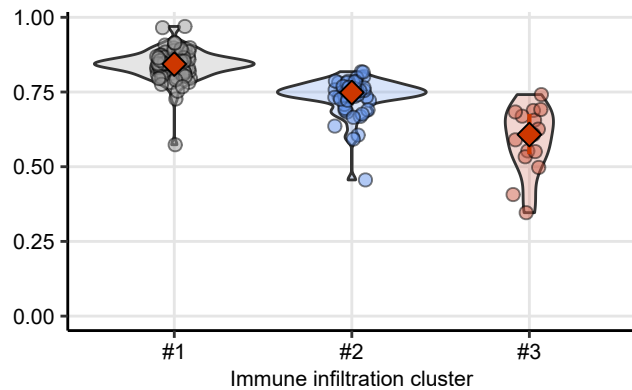
p < 0.001



#1: n = 79, #2: n = 53, #3: n = 15

uncharacterized cell

p < 0.001



#1: n = 79, #2: n = 53, #3: n = 15