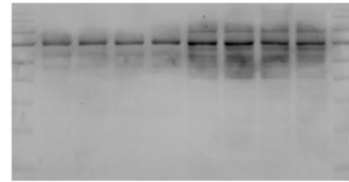
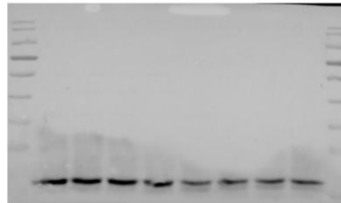


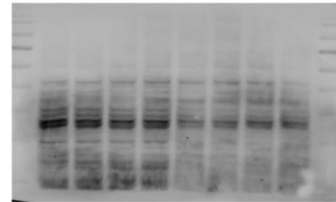
Actin



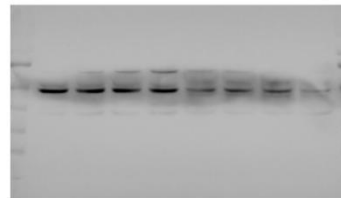
CX3CL1



GPX4



PCNA



XCT

Supplementary Fig 4. The full-length blots of Actin, CX3CL1, GPX4, PCNA and XCT in *vivo*.