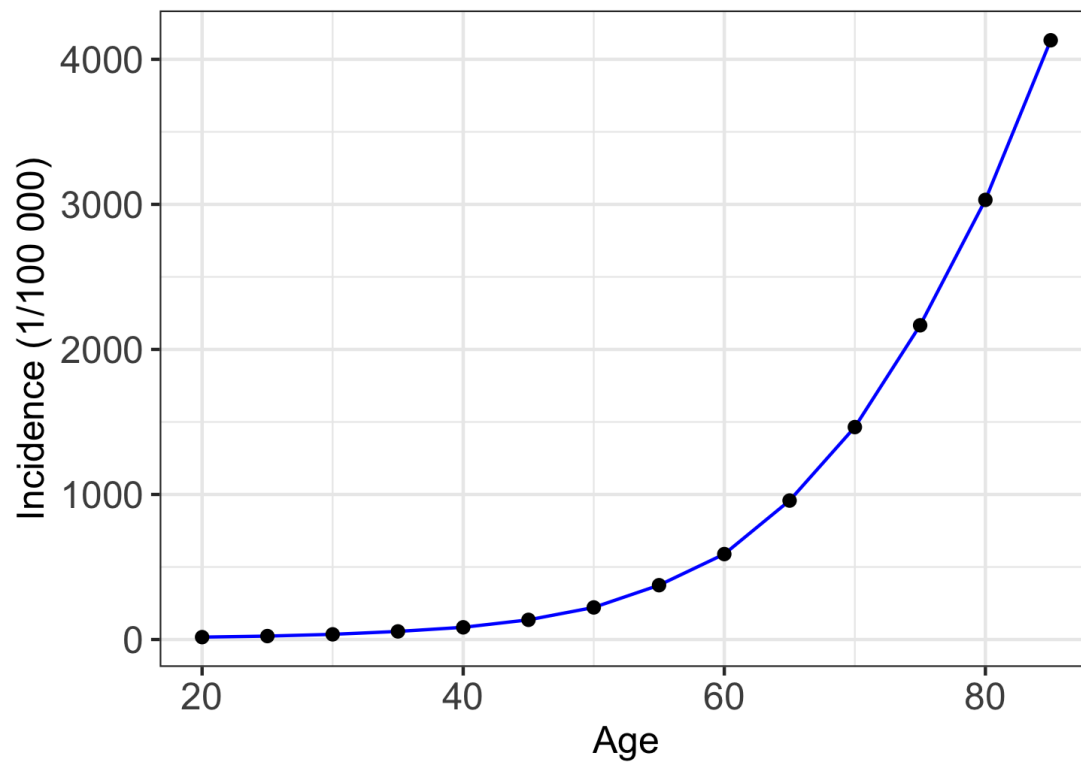


1 **Comprehensive nationwide incidence and prevalence trends of atrial**
2 **fibrillation in Finland – Supplementary data**

3

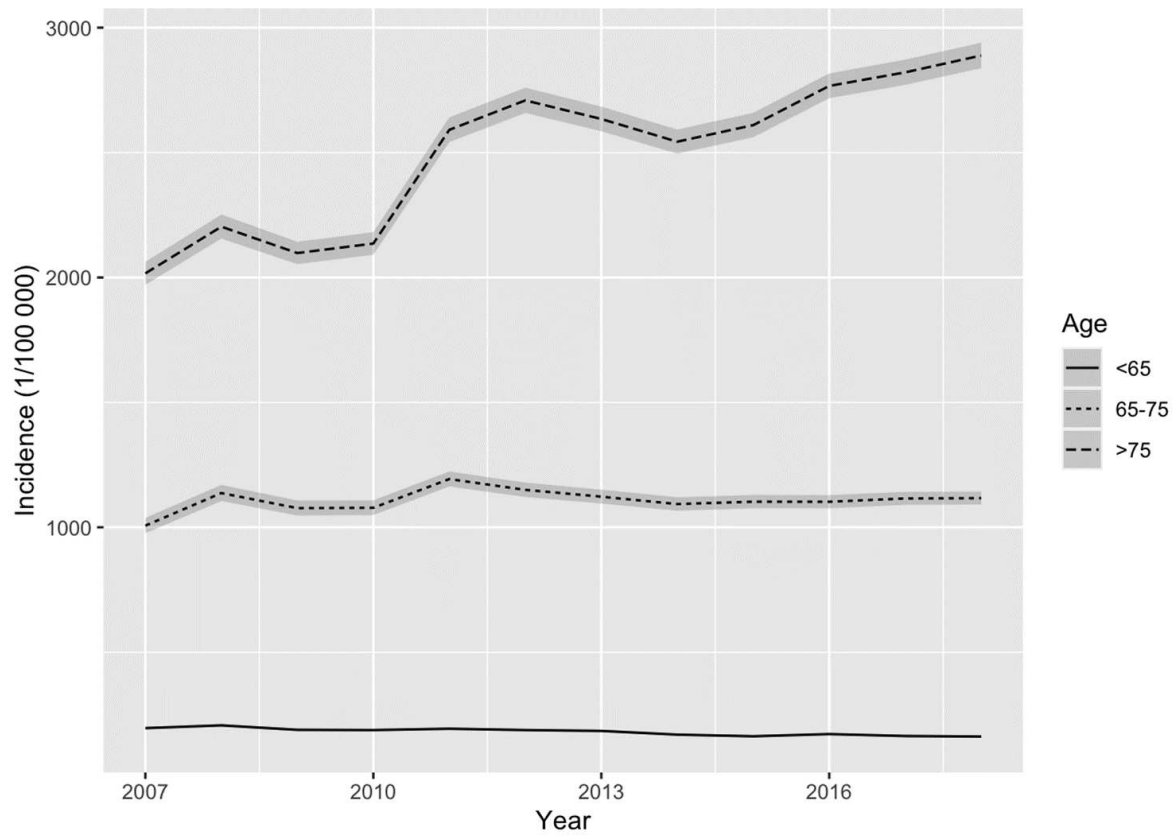
4 **Supplementary Figure 1.** The incidence of atrial fibrillation in relation to age.



5

6

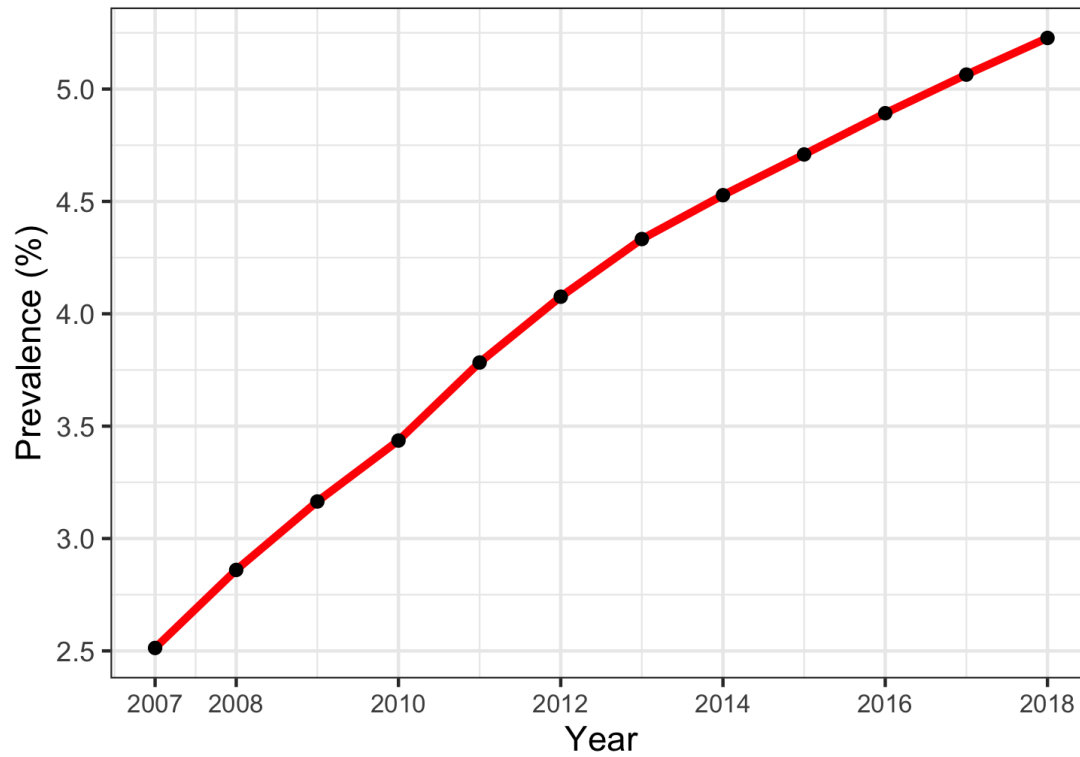
- 1 **Supplementary Figure 2.** Raw incidence rates of new-onset atrial fibrillation during 2007-2018
- 2 comparing the selected age-groups.



3

4

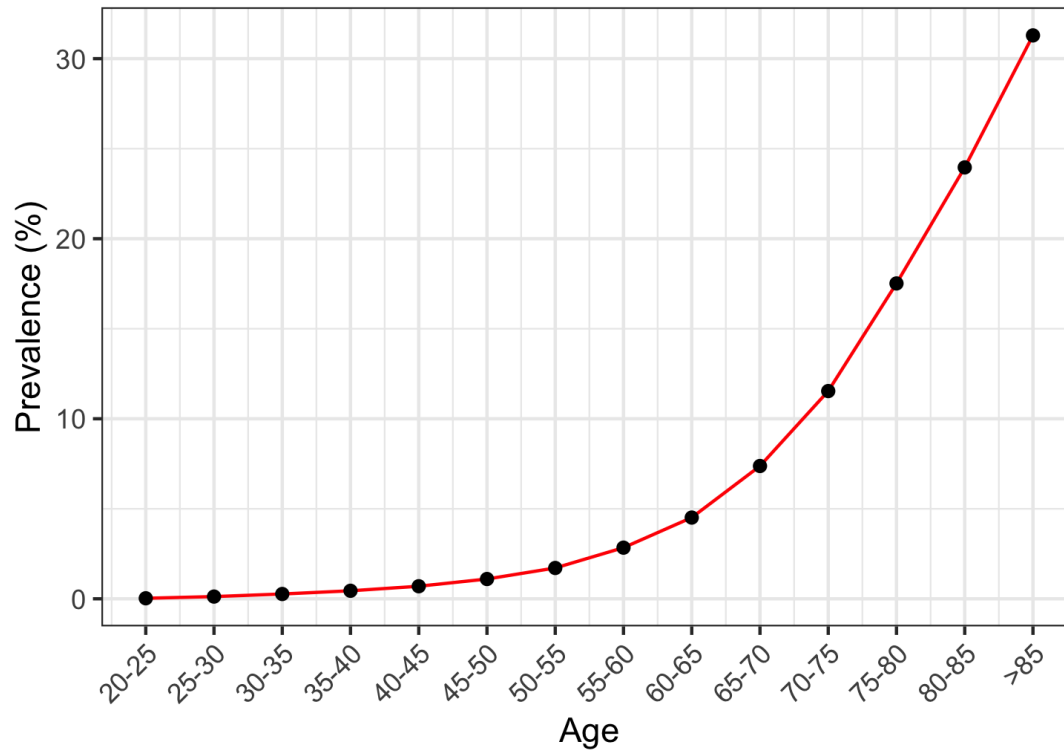
- 1 **Supplementary Figure 3.** Time trends in the prevalence (%) of atrial fibrillation in Finland in
- 2 the adults (≥ 20 years) 2007-2018.



3

4

1 **Supplementary Figure 4.** Prevalence (%) of atrial fibrillation in relation to age.



2

3

4

1 **Supplementary Table 1.** Registers used in the study.

Register	Registry	Information obtained
Finnish Care Register for Health Care (Hospital / HILMO)	Finnish Institute for Health and Welfare	Diagnoses (ICD-10) and interventions (NCSP) with codes
Finnish Care Register, (Primary / AvoHILMO)	Finnish Institute for Health and Welfare	Diagnoses (ICD-10, ICPC-2) and interventions (NCSP) with codes
National Prescription Register	The Social Insurance Institution of Finland (KELA)	Drug purchases (date, ATC codes, amount)
National Reimbursement Register	The Social Insurance Institution of Finland (KELA)	Reimbursements for drug purchases and for private health care expenses
National Causes of Death Register	Statistics Finland	Death dates and causes of deaths.
National Cancer Registry	Finnish Cancer Registry	ICD-O-3 codes, date of diagnosis and other information.
Laboratory databases	Six largest central laboratories in Finland	INR and other relevant laboratory measurements
Population Register	Population Register Center	Places of domicile
Finnish Care Register for Health Care (Social care / SosiaaliHILMO)	Finnish Institute for Health and Welfare	Non-hospital institutionalizations
Tax Register	Tax Administration	Income and taxes
The Register of Completed Education and Degrees	Statistics Finland	Education and socio-economic status

2 ICD-10: International Classification of Diseases 10th Revision; NCSP, Nordic Classification of Surgical
3 Procedures; ICPC-2, International Classification of Primary Care 2nd Revision. HILMO: hospitalisations
4 and outpatient specialist visits; AvoHILMO: primary health care; KELA: National Reimbursement
5 Register maintained by the Social Insurance Institute.

6

7

1 **Supplementary Table 2.** Prevalence of atrial fibrillation by year in adults (≥ 20 years)

2

Year	Men/N	Men / Population	Women/N	Women/ Population	Men	Women
2007	53753	1776286	48644	1906896	3.0 %	2.6 %
2008	62030	1792064	55338	1919008	3.5 %	2.9 %
2009	69280	1939698	61448	2067023	3.6 %	3.0 %
2010	76174	1961541	66699	2086279	3.9 %	3.2 %
2011	84828	1983883	73609	2106387	4.3 %	3.5 %
2012	92426	2000278	79524	2119800	4.6 %	3.8 %
2013	99242	2047087	84782	2163876	4.8 %	3.9 %
2014	104636	2061003	88877	2175529	5.1 %	4.1 %
2015	109673	2073317	92640	2184539	5.3 %	4.2 %
2016	114765	2085907	96450	2192122	5.5 %	4.4 %
2017	119408	2095614	100052	2198408	5.7 %	4.6 %
2018	123969	2103590	103261	2203137	5.9 %	4.7 %

3 Population = background population

4