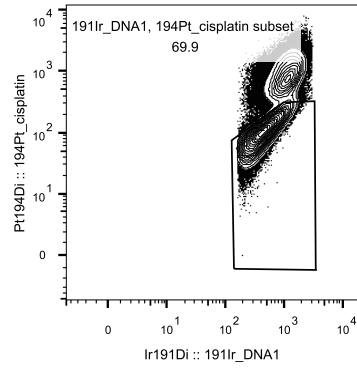
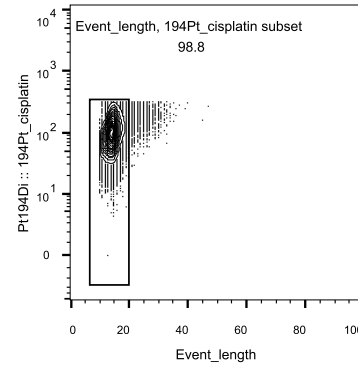


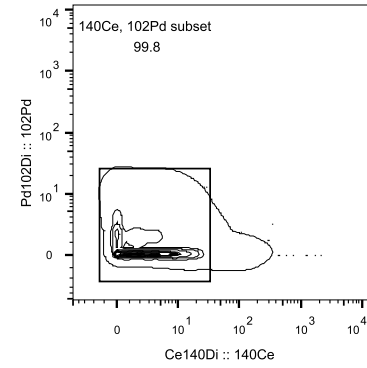
2447\_T019.fcs  
Ungated  
204675



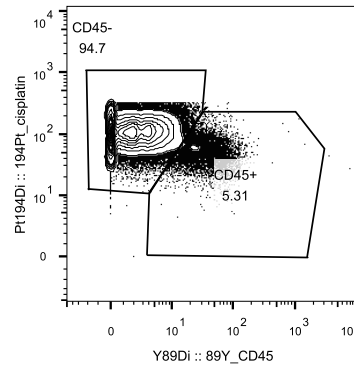
2447\_T019.fcs  
193Ir\_DNA2, 191Ir\_DNA1 subset  
188695



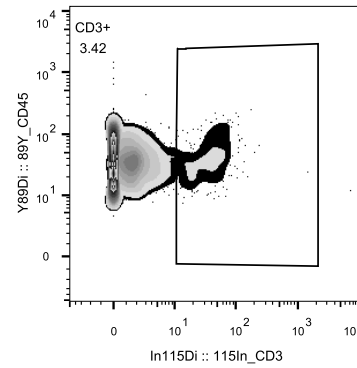
2447\_T019.fcs  
191Ir\_DNA1, 194Pt\_cisplatin subset  
131835



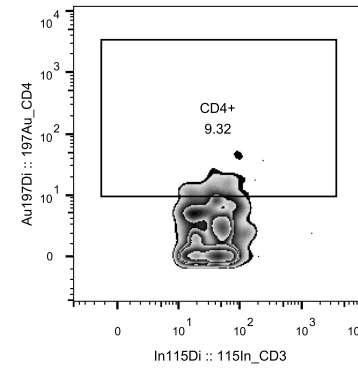
2447\_T019.fcs  
Event\_Length, 194Pt\_cisplatin subset  
130215



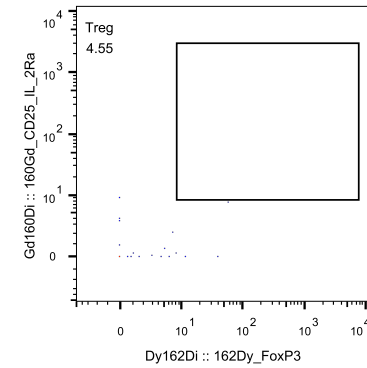
2447\_T019.fcs  
140Ce, 102Pd subset  
129986



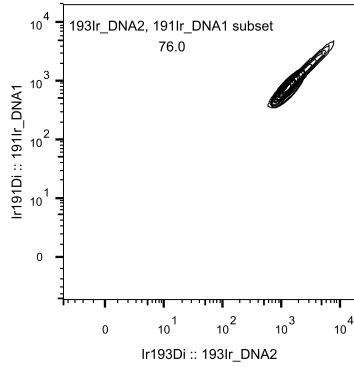
2447\_T019.fcs  
CD45+  
6905



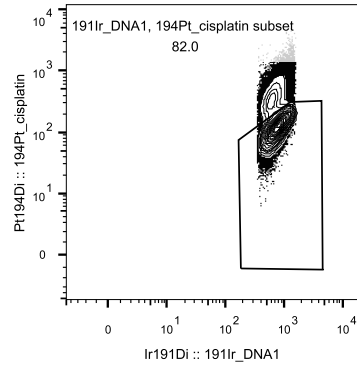
2447\_T019.fcs  
CD3+  
236



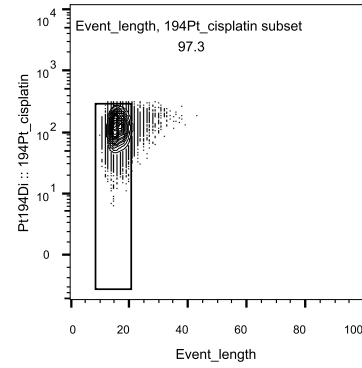
2447\_T019.fcs  
CD4+  
22.0



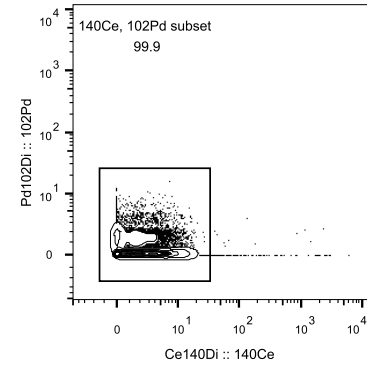
2447\_T020.fcs  
Ungated  
146903



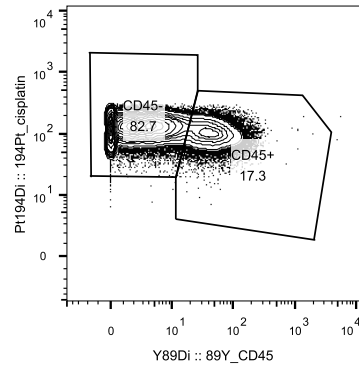
2447\_T020.fcs  
193Ir\_DNA2, 191Ir\_DNA1 subset  
111672



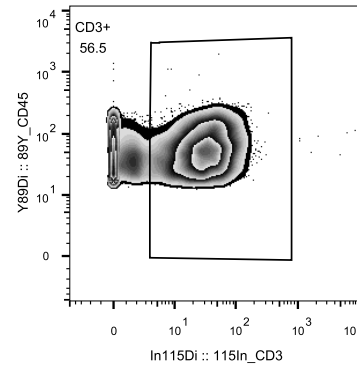
2447\_T020.fcs  
191Ir\_DNA1, 194Pt\_cisplatin subset  
91614



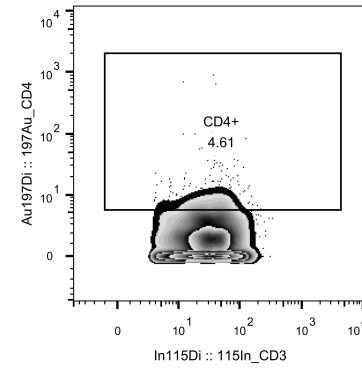
2447\_T020.fcs  
Event\_length, 194Pt\_cisplatin subset  
89164



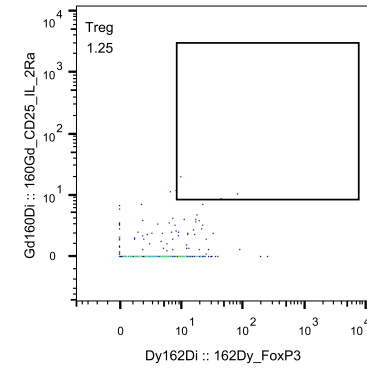
2447\_T020.fcs  
140Ce, 102Pd subset  
89050



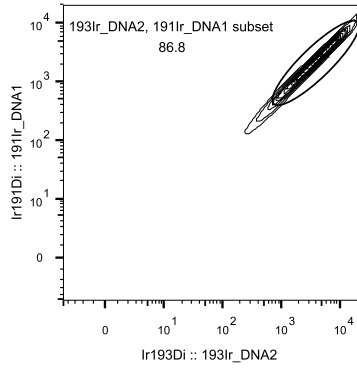
2447\_T020.fcs  
CD45+  
15382



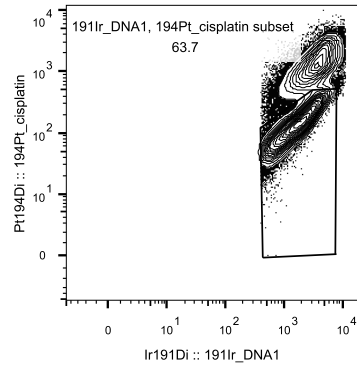
2447\_T020.fcs  
CD3+  
8692



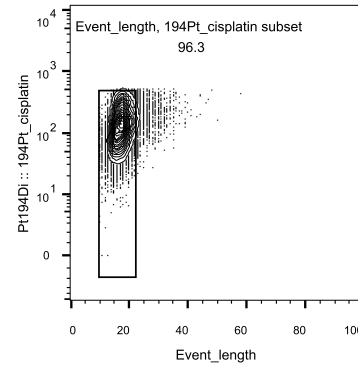
2447\_T020.fcs  
CD4+  
401



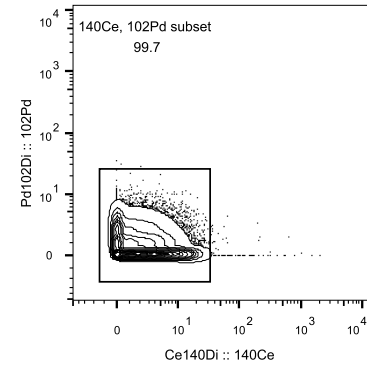
2471\_T023.fcs  
Ungated  
86160



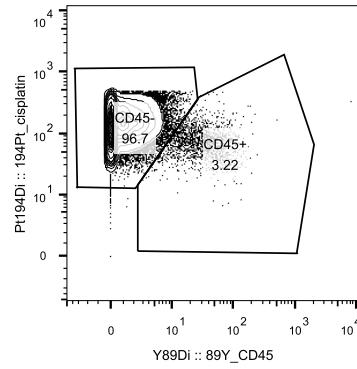
2471\_T023.fcs  
193Ir\_DNA2, 191Ir\_DNA1 subset  
74796



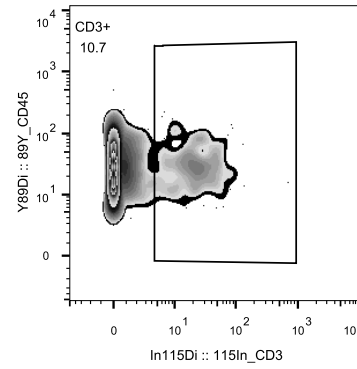
2471\_T023.fcs  
191Ir\_DNA1, 194Pt\_cisplatin subset  
47636



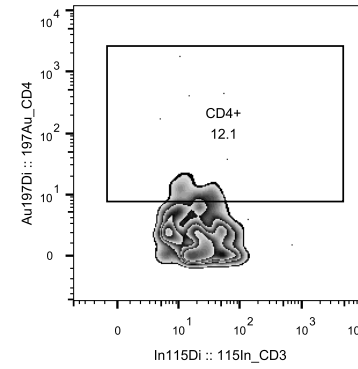
2471\_T023.fcs  
Event\_length, 194Pt\_cisplatin subset  
45884



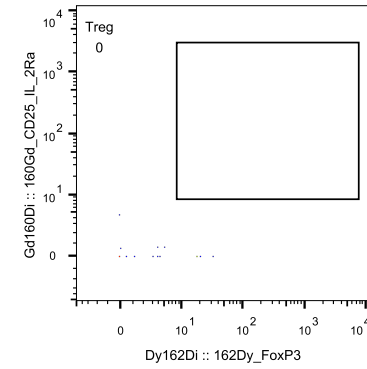
2471\_T023.fcs  
140Ce, 102Pd subset  
45738



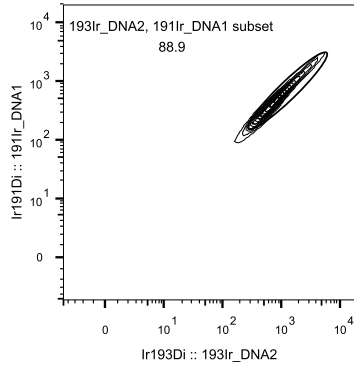
2471\_T023.fcs  
CD45+  
1474



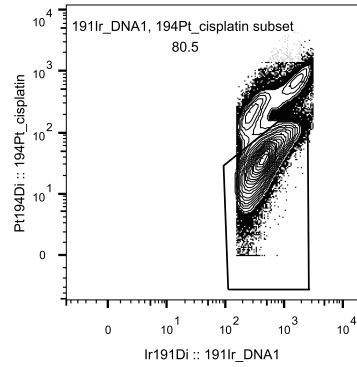
2471\_T023.fcs  
CD3+  
157



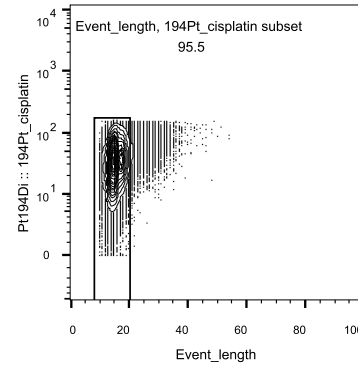
2471\_T023.fcs  
CD4+  
19.0



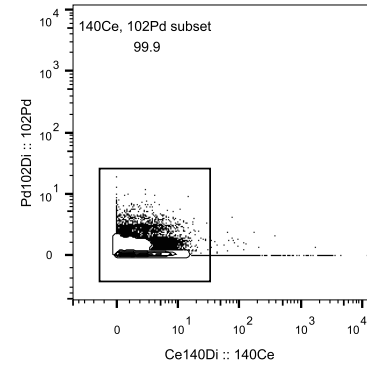
2471\_T024.fcs  
Ungated  
6.81E5



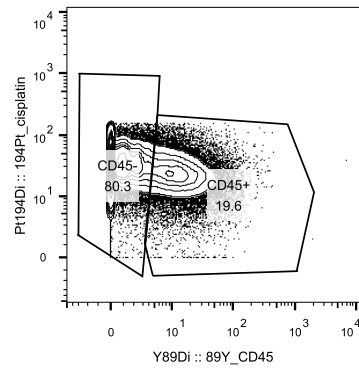
2471\_T024.fcs  
193Ir\_DNA2, 191Ir\_DNA1 subset  
6.06E5



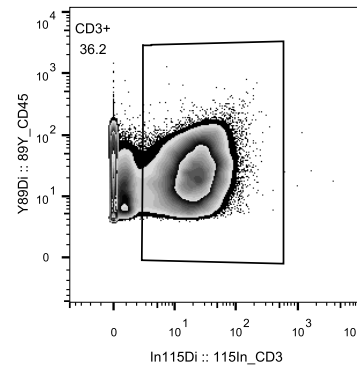
2471\_T024.fcs  
191Ir\_DNA1, 194Pt\_cisplatin subset  
4.87E5



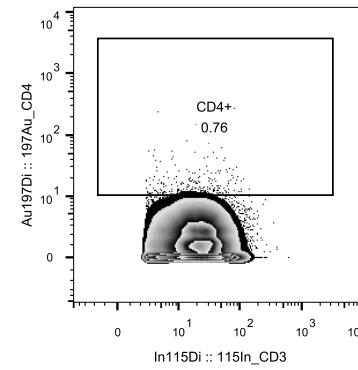
2471\_T024.fcs  
Event\_length, 194Pt\_cisplatin subset  
4.66E5



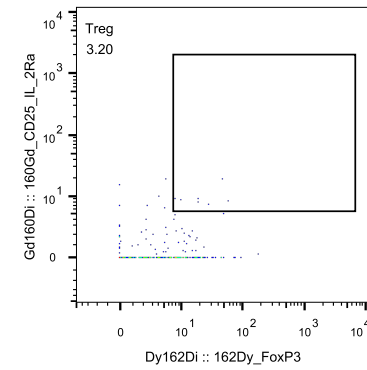
2471\_T024.fcs  
140Ce, 102Pd subset  
4.65E5



2471\_T024.fcs  
CD45+  
91009

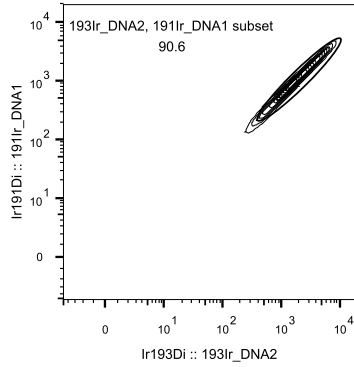


2471\_T024.fcs  
CD3+  
32949

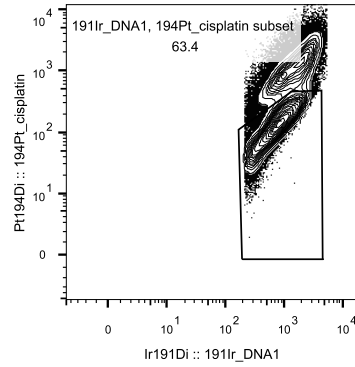


2471\_T024.fcs  
CD4+  
250

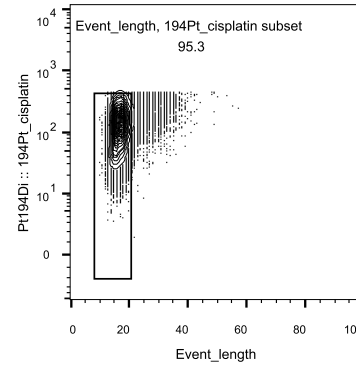




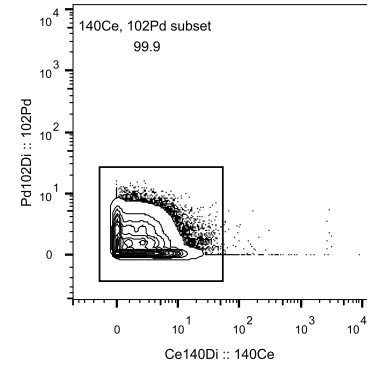
2598\_T027.fcs  
Ungated  
281710



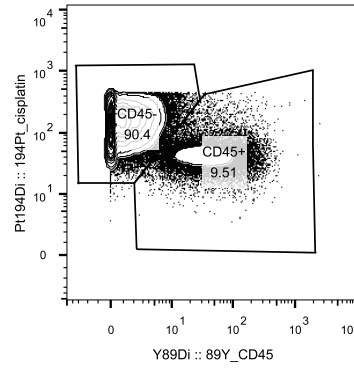
2598\_T027.fcs  
193Ir\_DNA2, 191Ir\_DNA1 subset  
255228



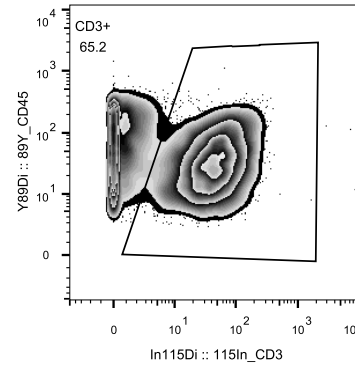
2598\_T027.fcs  
191Ir\_DNA1, 194Pt\_cisplatin subset  
161885



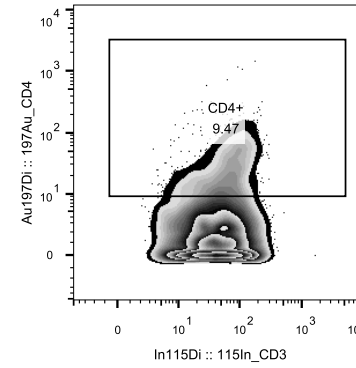
2598\_T027.fcs  
Event\_length, 194Pt\_cisplatin subset  
154340



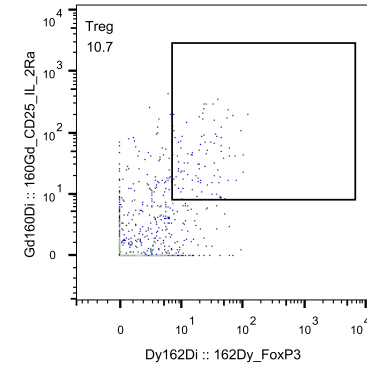
2598\_T027.fcs  
140Ce, 102Pd subset  
154212



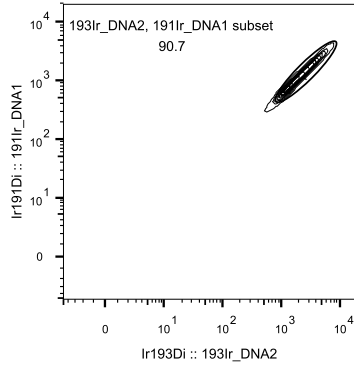
2598\_T027.fcs  
CD45+  
14664



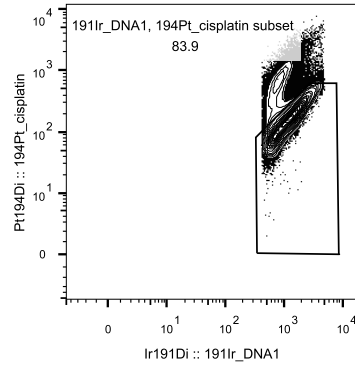
2598\_T027.fcs  
CD3+  
9557



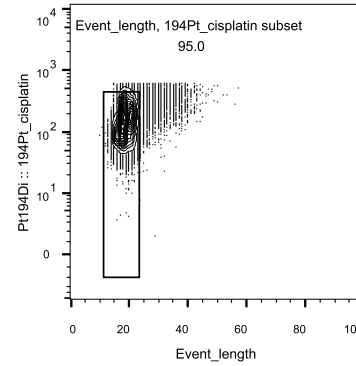
2598\_T027.fcs  
CD4+  
905



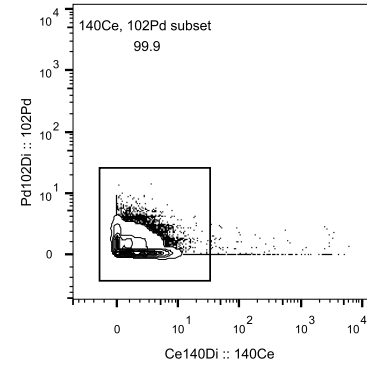
2598\_T028.fcs  
Ungated  
316427



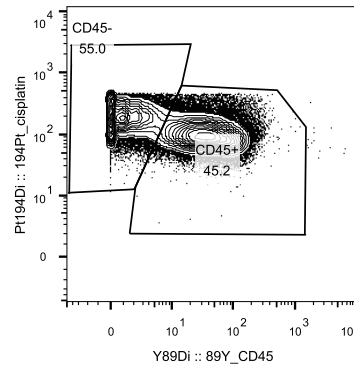
2598\_T028.fcs  
193Ir\_DNA2, 191Ir\_DNA1 subset  
286995



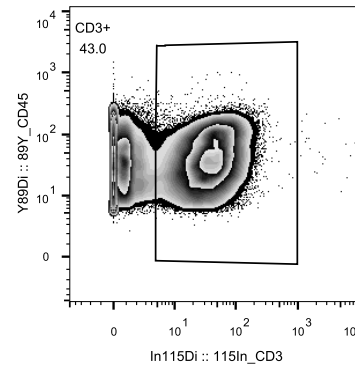
2598\_T028.fcs  
191Ir\_DNA1, 194Pt\_cisplatin subset  
240654



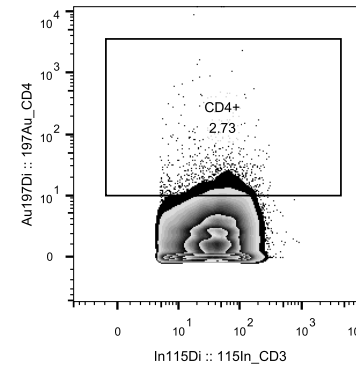
2598\_T028.fcs  
Event\_length, 194Pt\_cisplatin subset  
228614



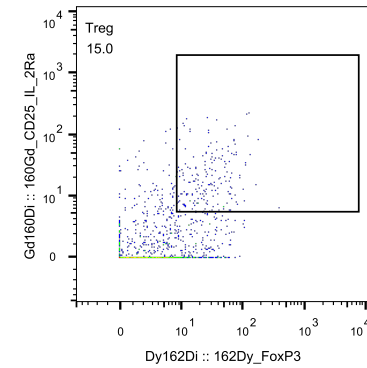
2598\_T028.fcs  
140Ce, 102Pd subset  
228372



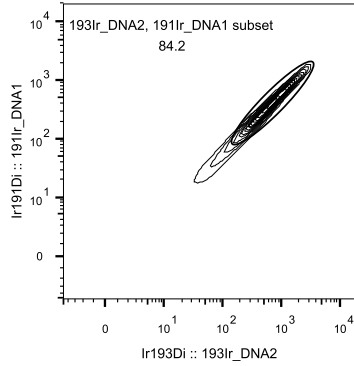
2598\_T028.fcs  
CD45+  
103112



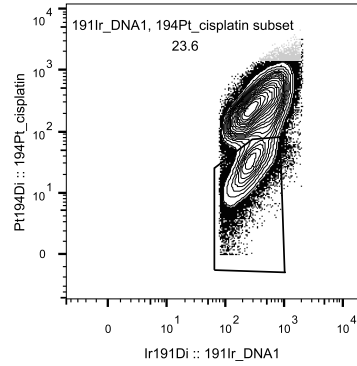
2598\_T028.fcs  
CD3+  
44367



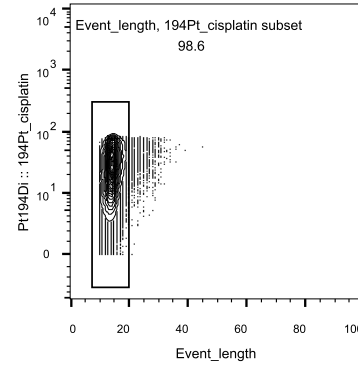
2598\_T028.fcs  
CD4+  
1211



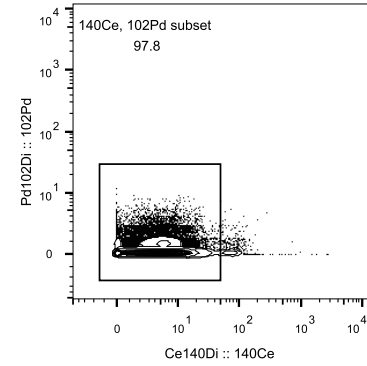
2788\_T031.fcs  
Ungated  
5.98E5



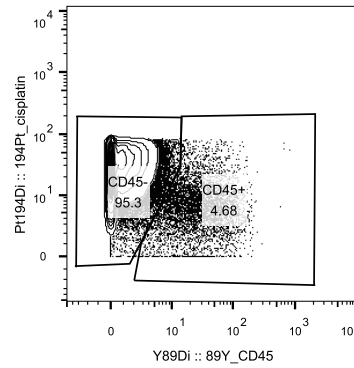
2788\_T031.fcs  
193Ir\_DNA2, 191Ir\_DNA1 subset  
5.03E5



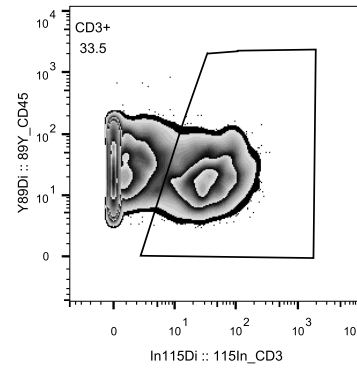
2788\_T031.fcs  
191Ir\_DNA1, 194Pt\_cisplatin subset  
118600



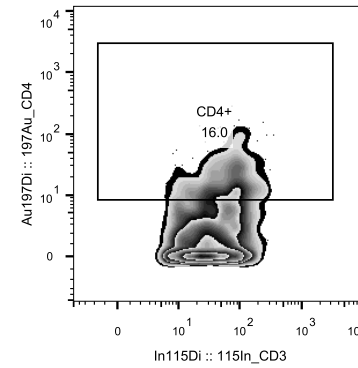
2788\_T031.fcs  
Event\_length, 194Pt\_cisplatin subset  
116982



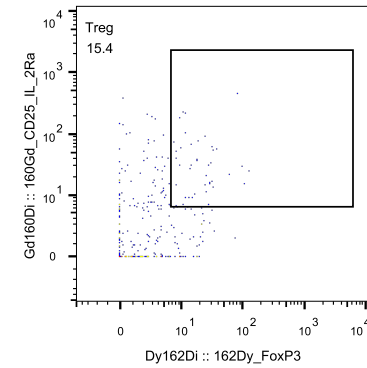
2788\_T031.fcs  
140Ce, 102Pd subset  
114367



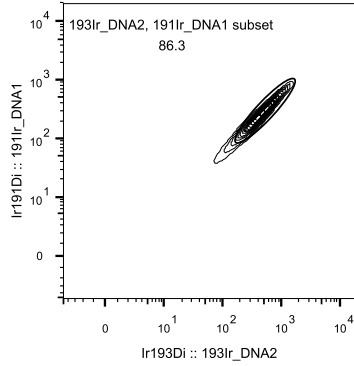
2788\_T031.fcs  
CD45+  
5356



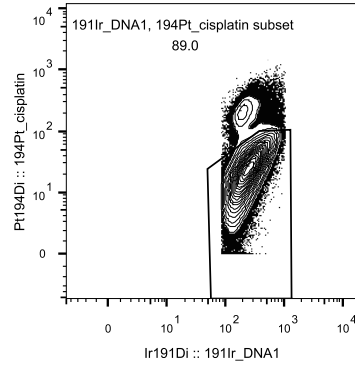
2788\_T031.fcs  
CD3+  
1793



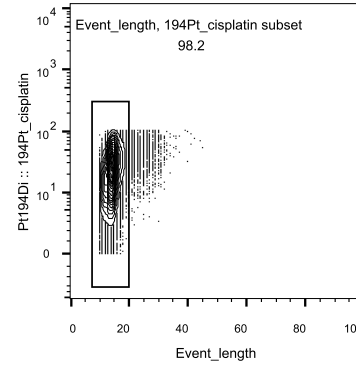
2788\_T031.fcs  
CD4+  
286



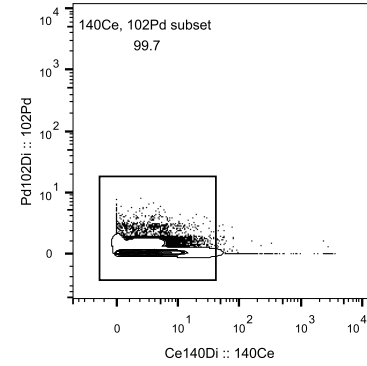
2789\_T032.fcs  
Ungated  
5.70E5



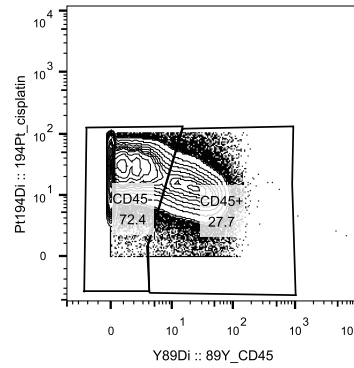
2789\_T032.fcs  
193Ir\_DNA2, 191Ir\_DNA1 subset  
4.92E5



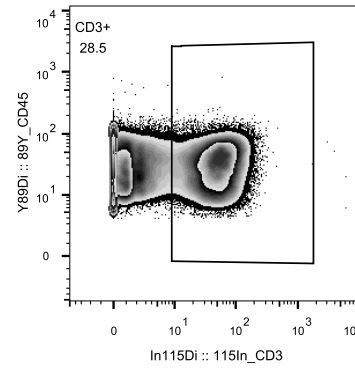
2789\_T032.fcs  
191Ir\_DNA1, 194Pt\_cisplatin subset  
4.38E5



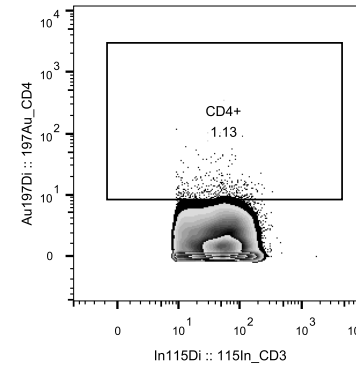
2789\_T032.fcs  
Event\_length, 194Pt\_cisplatin subset  
4.30E5



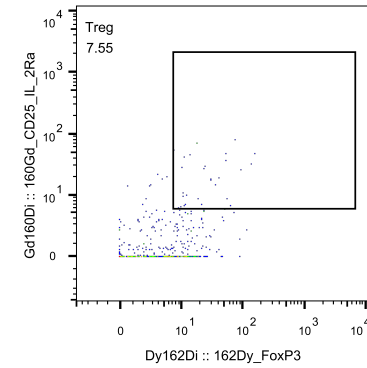
2789\_T032.fcs  
140Ce, 102Pd subset  
4.29E5



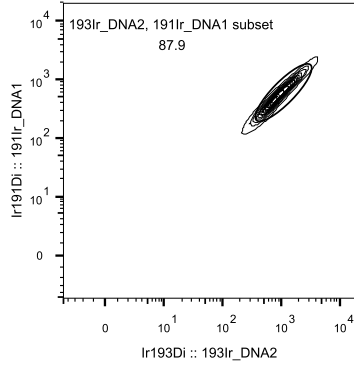
2789\_T032.fcs  
CD45+  
118939



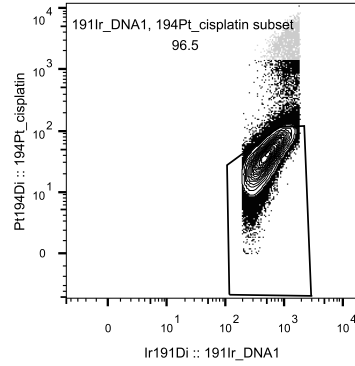
2789\_T032.fcs  
CD3+  
33940



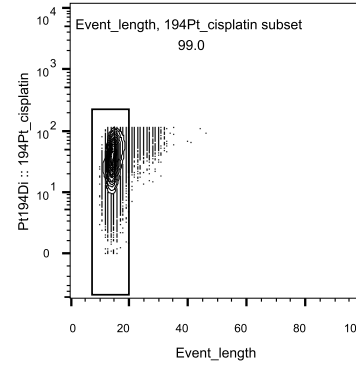
2789\_T032.fcs  
CD4+  
384



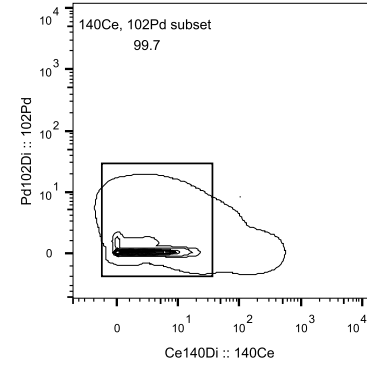
2789\_T044.fcs  
Ungated  
196243



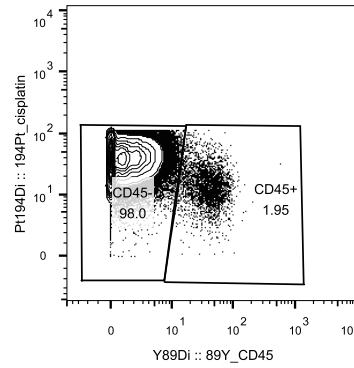
2789\_T044.fcs  
193Ir\_DNA2, 191Ir\_DNA1 subset  
172436



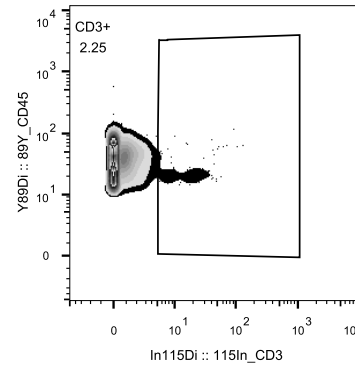
2789\_T044.fcs  
191Ir\_DNA1, 194Pt\_cisplatin subset  
166451



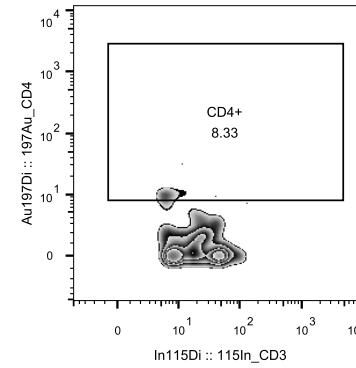
2789\_T044.fcs  
Event\_length, 194Pt\_cisplatin subset  
164863



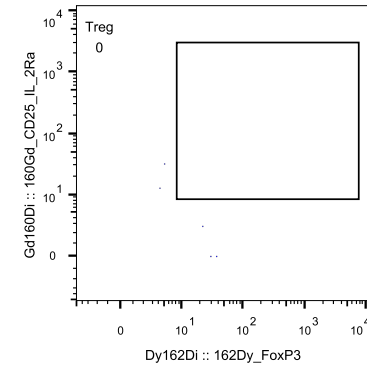
2789\_T044.fcs  
140Ce, 102Pd subset  
164428



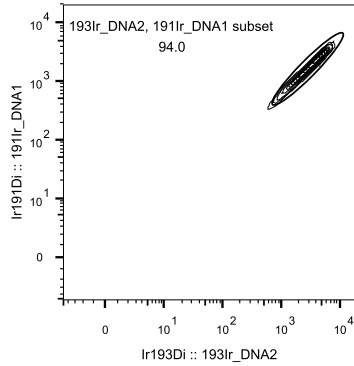
2789\_T044.fcs  
CD45+  
3199



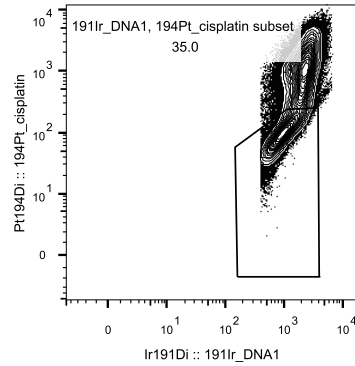
2789\_T044.fcs  
CD3+  
72.0



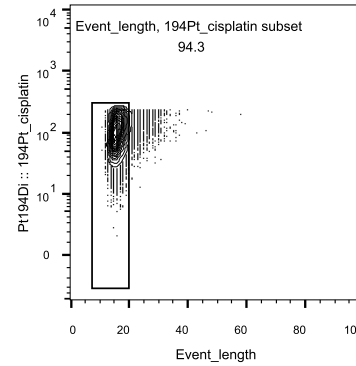
2789\_T044.fcs  
CD4+  
6.00



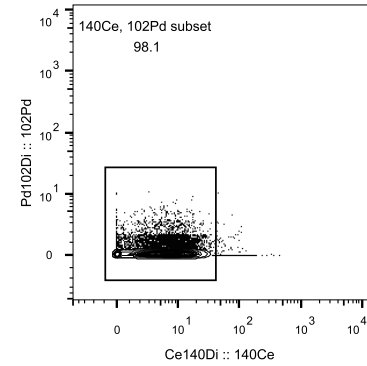
2790\_T033.fcs  
Ungated  
191069



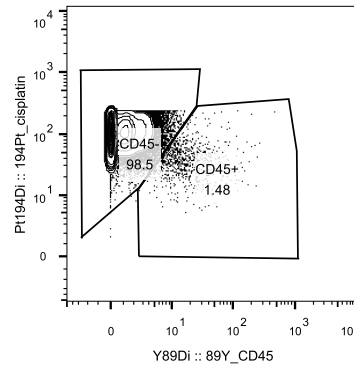
2790\_T033.fcs  
193Ir\_DNA2, 191Ir\_DNA1 subset  
179585



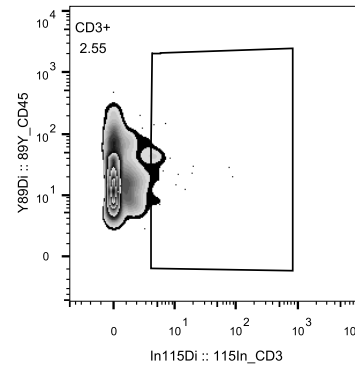
2790\_T033.fcs  
191Ir\_DNA1, 194Pt\_cisplatin subset  
62907



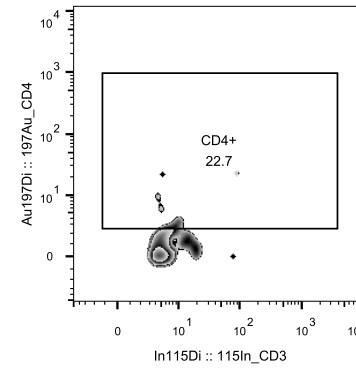
2790\_T033.fcs  
Event\_length, 194Pt\_cisplatin subset  
59322



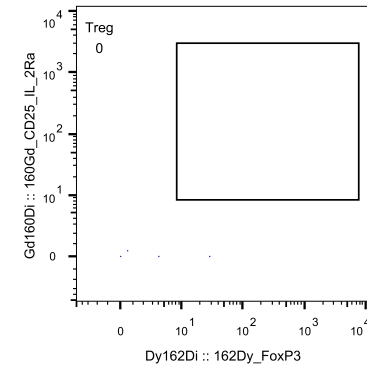
2790\_T033.fcs  
140Ce, 102Pd subset  
58207



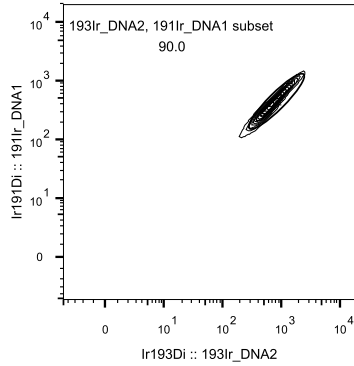
2790\_T033.fcs  
CD45+  
863



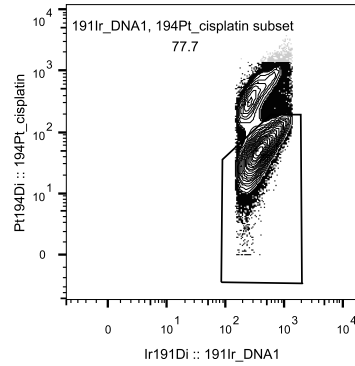
2790\_T033.fcs  
CD3+  
22.0



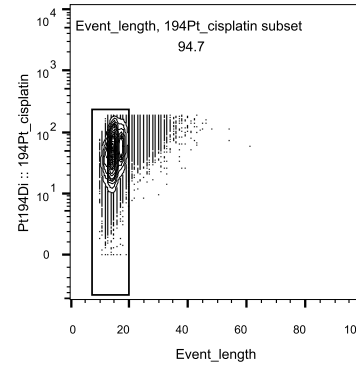
2790\_T033.fcs  
CD4+  
5.00



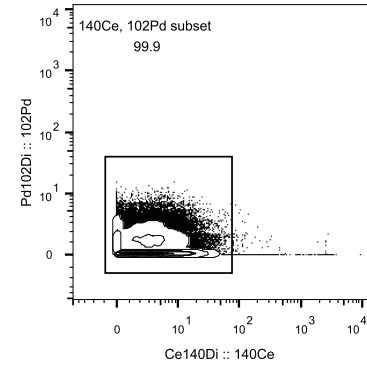
2790\_T034.fcs  
Ungated  
1.31E6



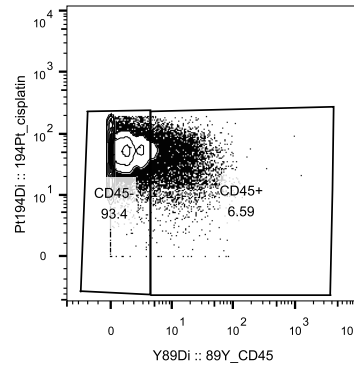
2790\_T034.fcs  
193Ir\_DNA2, 191Ir\_DNA1 subset  
1.17E6



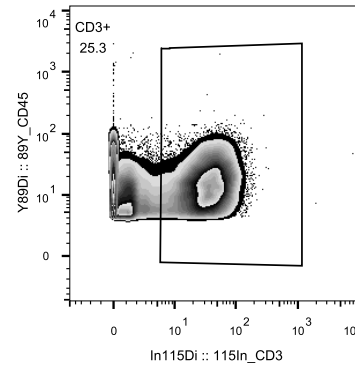
2790\_T034.fcs  
191Ir\_DNA1, 194Pt\_cisplatin subset  
9.13E5



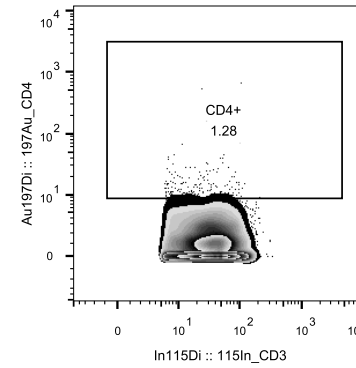
2790\_T034.fcs  
Event\_length, 194Pt\_cisplatin subset  
8.65E5



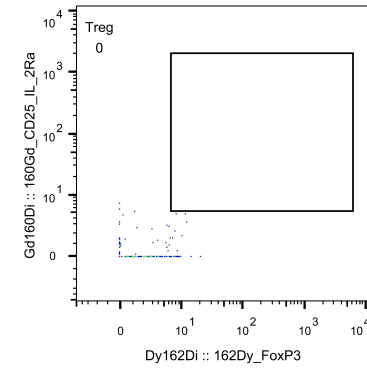
2790\_T034.fcs  
140Ce, 102Pd subset  
8.64E5



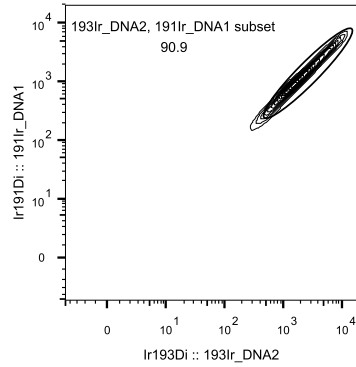
2790\_T034.fcs  
CD45+  
56897



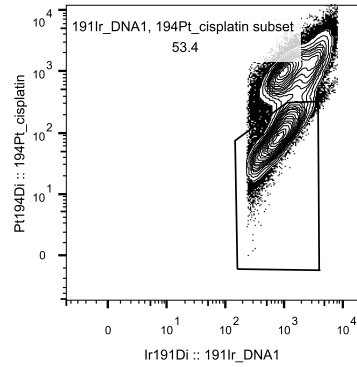
2790\_T034.fcs  
CD3+  
14397



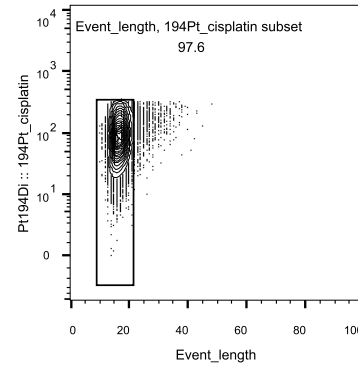
2790\_T034.fcs  
CD4+  
185



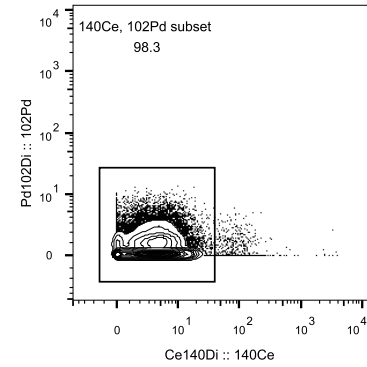
2791\_T037.fcs  
Ungated  
115135



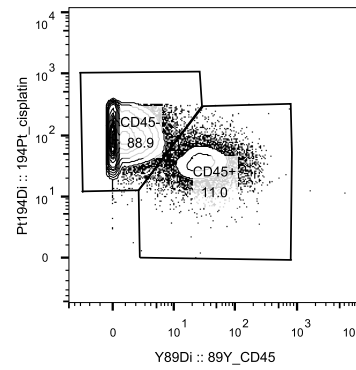
2791\_T037.fcs  
193Ir\_DNA2, 191Ir\_DNA1 subset  
104623



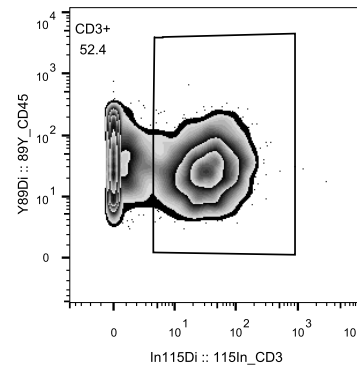
2791\_T037.fcs  
191Ir\_DNA1, 194Pt\_cisplatin subset  
55867



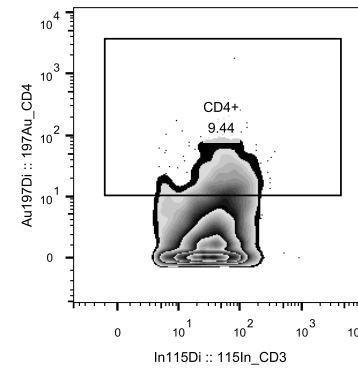
2791\_T037.fcs  
Event\_length, 194Pt\_cisplatin subset  
54542



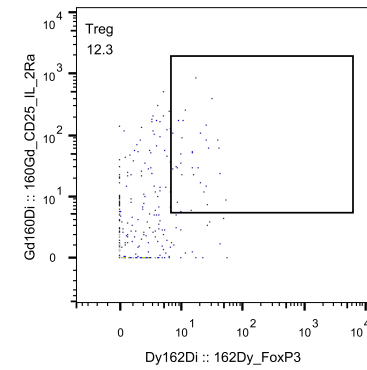
2791\_T037.fcs  
140Ce, 102Pd subset  
53625



2791\_T037.fcs  
CD45+  
5920

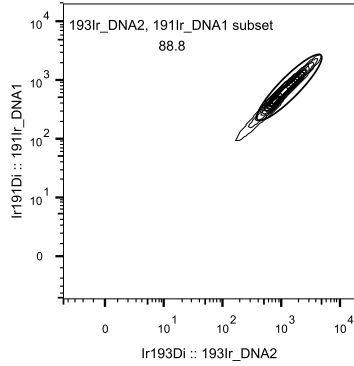


2791\_T037.fcs  
CD3+  
3104

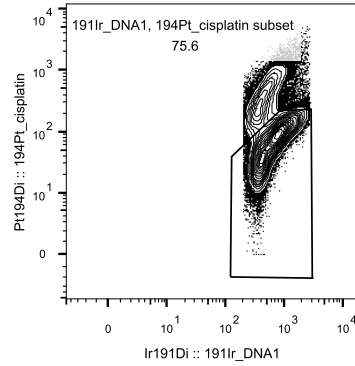


2791\_T037.fcs  
CD4+  
293

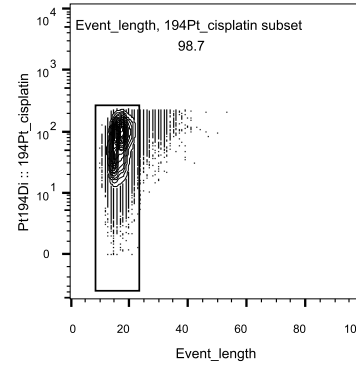




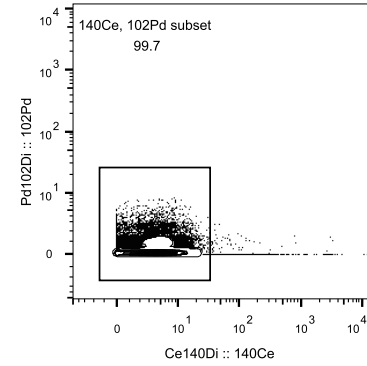
2791\_T038.fcs  
Ungated  
369556



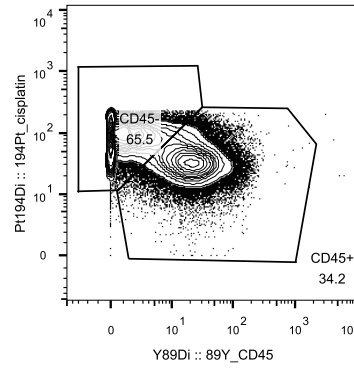
2791\_T038.fcs  
193Ir\_DNA2, 191Ir\_DNA1 subset  
328290



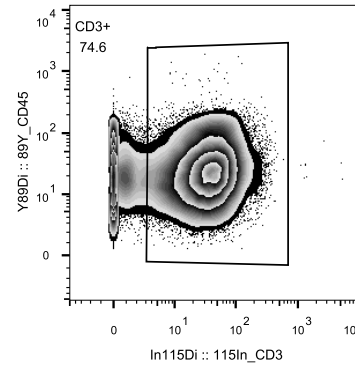
2791\_T038.fcs  
191Ir\_DNA1, 194Pt\_cisplatin subset  
248094



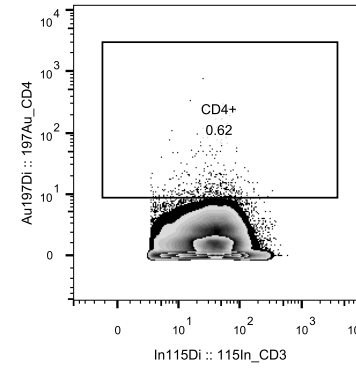
2791\_T038.fcs  
Event\_length, 194Pt\_cisplatin subset  
244923



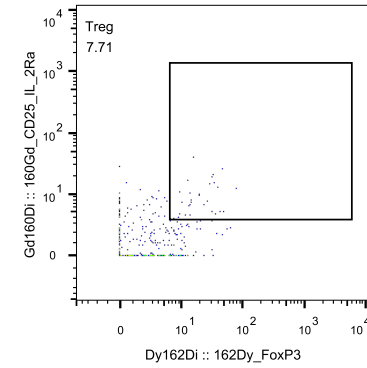
2791\_T038.fcs  
140Ce, 102Pd subset  
244190



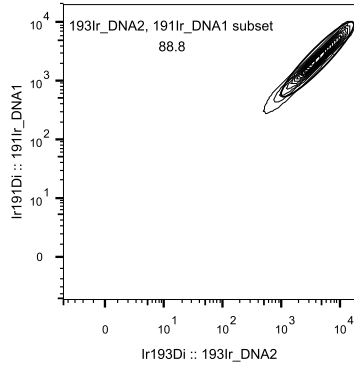
2791\_T038.fcs  
CD45+  
83566



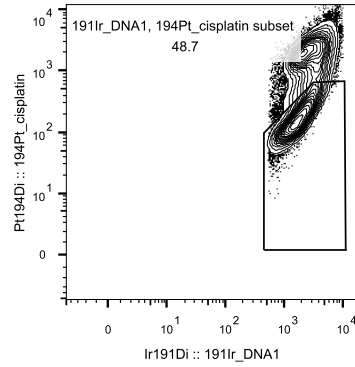
2791\_T038.fcs  
CD3+  
62320



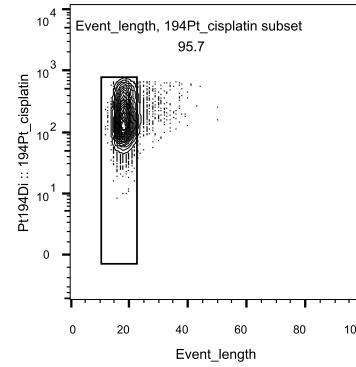
2791\_T038.fcs  
CD4+  
389



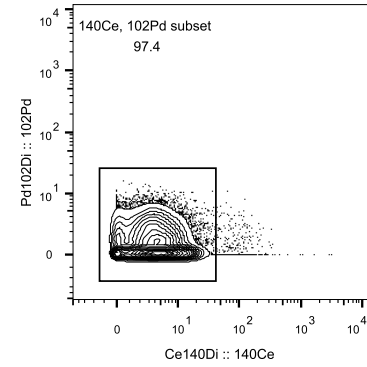
2791\_T039.fcs  
Ungated  
39239



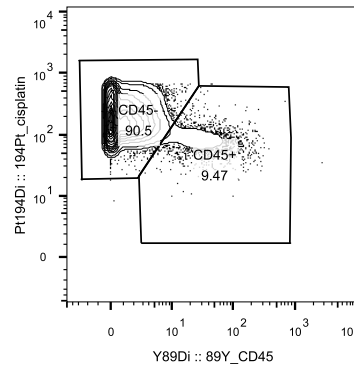
2791\_T039.fcs  
193Ir\_DNA2, 191Ir\_DNA1 subset  
34836



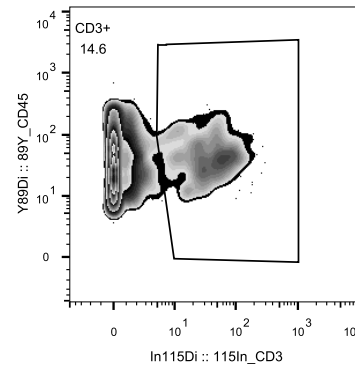
2791\_T039.fcs  
191Ir\_DNA1, 194Pt\_cisplatin subset  
16951



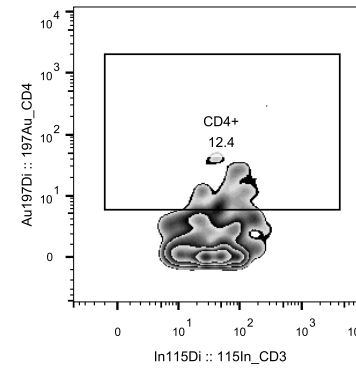
2791\_T039.fcs  
Event\_length, 194Pt\_cisplatin subset  
16224



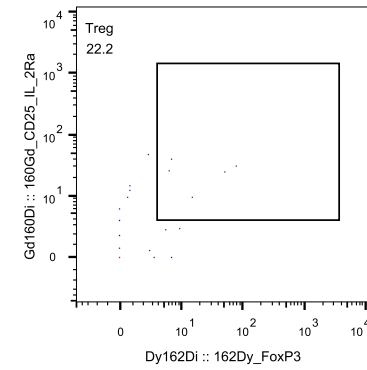
2791\_T039.fcs  
140Ce, 102Pd subset  
15808



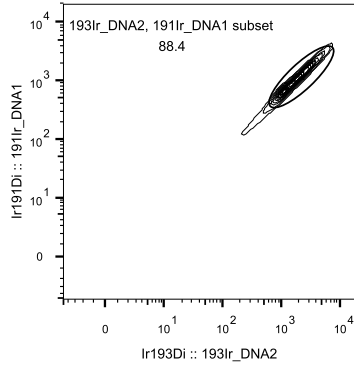
2791\_T039.fcs  
CD45+  
1497



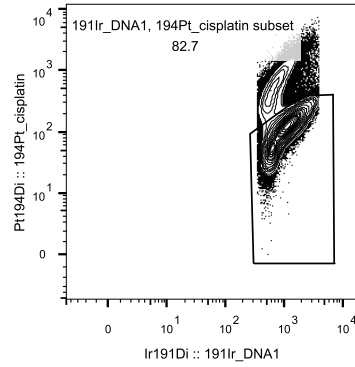
2791\_T039.fcs  
CD3+  
218



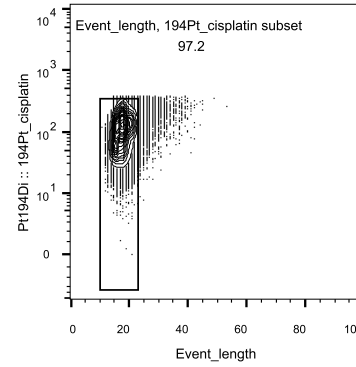
2791\_T039.fcs  
CD4+  
27.0



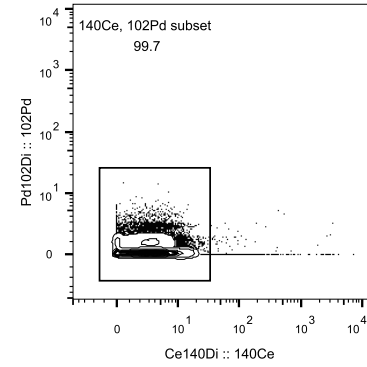
2791\_T040.fcs  
Ungated  
211682



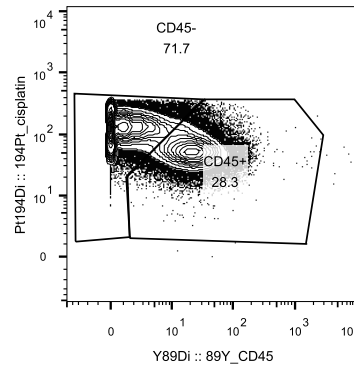
2791\_T040.fcs  
193Ir\_DNA2, 191Ir\_DNA1 subset  
187040



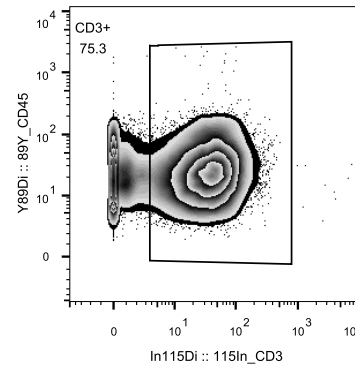
2791\_T040.fcs  
191Ir\_DNA1, 194Pt\_cisplatin subset  
154742



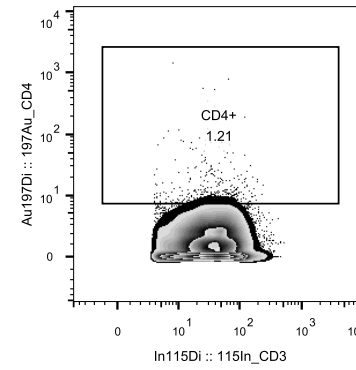
2791\_T040.fcs  
Event\_length, 194Pt\_cisplatin subset  
150463



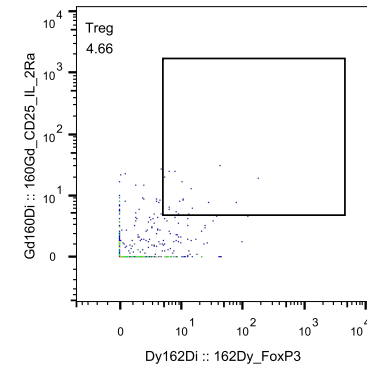
2791\_T040.fcs  
140Ce, 102Pd subset  
150019



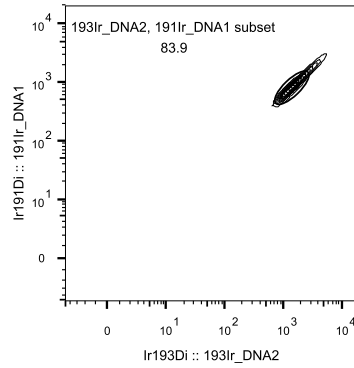
2791\_T040.fcs  
CD45+  
42429



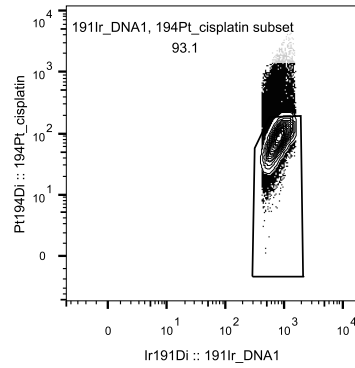
2791\_T040.fcs  
CD3+  
31928



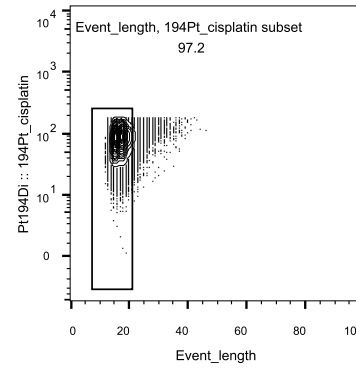
2791\_T040.fcs  
CD4+  
386



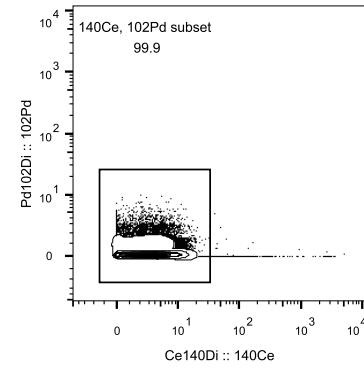
2791\_T043.fcs  
Ungated  
357002



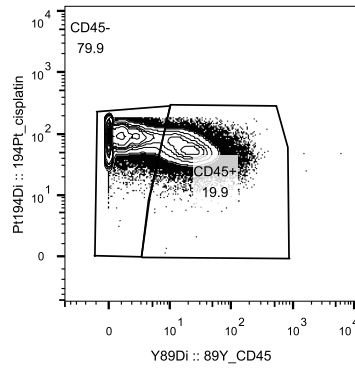
2791\_T043.fcs  
193Ir\_DNA2, 191Ir\_DNA1 subset  
299574



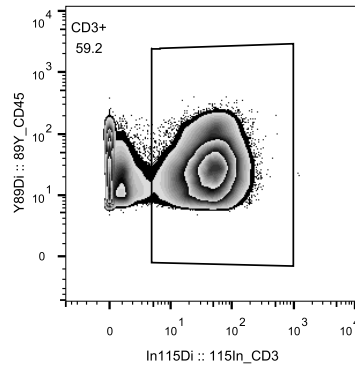
2791\_T043.fcs  
191Ir\_DNA1, 194Pt\_cisplatin subset  
279002



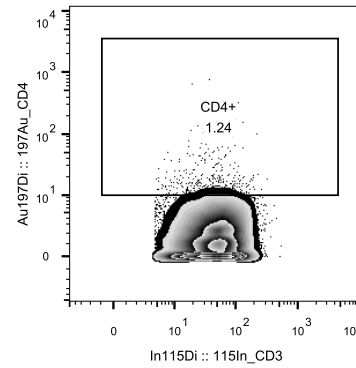
2791\_T043.fcs  
Event\_length, 194Pt\_cisplatin subset  
271131



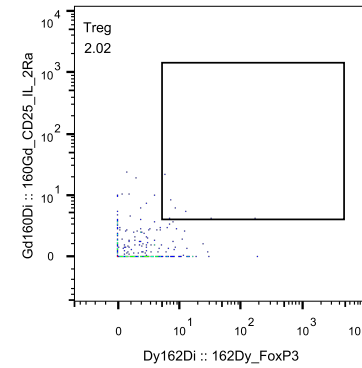
2791\_T043.fcs  
140Ce, 102Pd subset  
270855



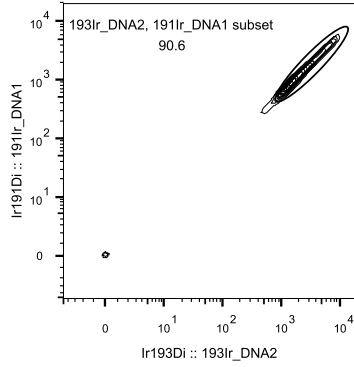
2791\_T043.fcs  
CD45+  
53918



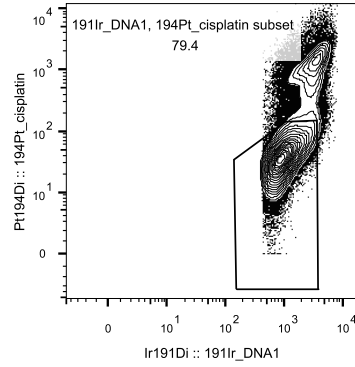
2791\_T043.fcs  
CD3+  
31920



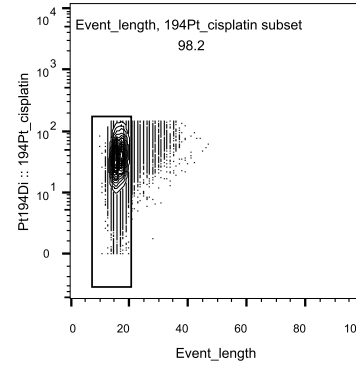
2791\_T043.fcs  
CD4+  
397



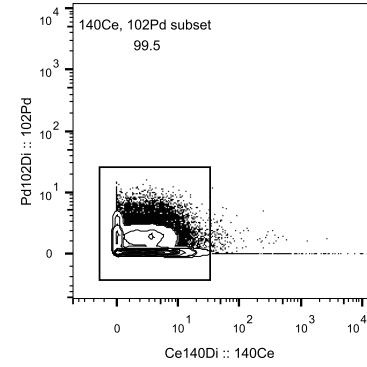
2905\_T045.fcs  
Ungated  
314106



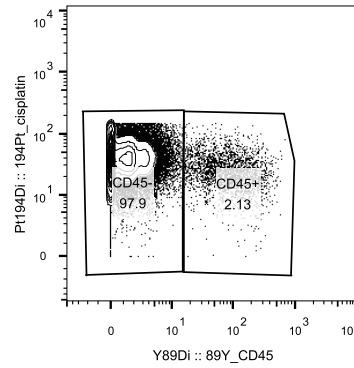
2905\_T045.fcs  
193Ir\_DNA2, 191Ir\_DNA1 subset  
284472



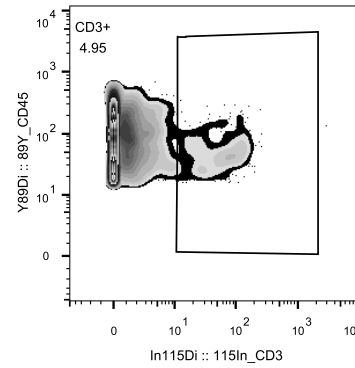
2905\_T045.fcs  
191Ir\_DNA1, 194Pt\_cisplatin subset  
226004



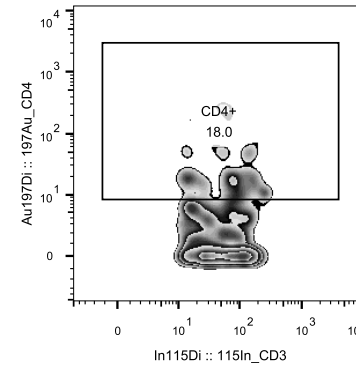
2905\_T045.fcs  
Event\_length, 194Pt\_cisplatin subset  
221914



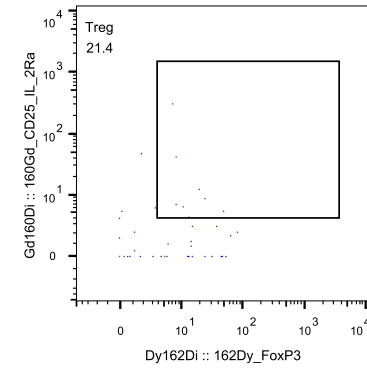
2905\_T045.fcs  
140Ce, 102Pd subset  
220721



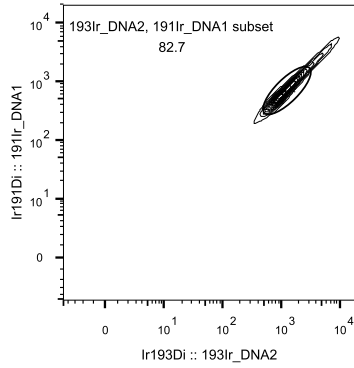
2905\_T045.fcs  
CD45+  
4706



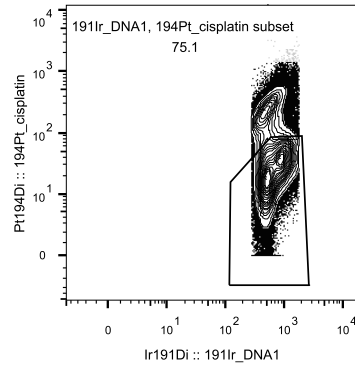
2905\_T045.fcs  
CD3+  
233



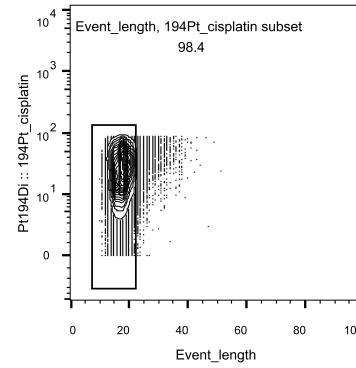
2905\_T045.fcs  
CD4+  
42.0



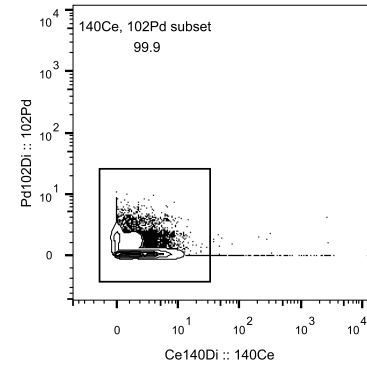
2905\_T046.fcs  
Ungated  
330082



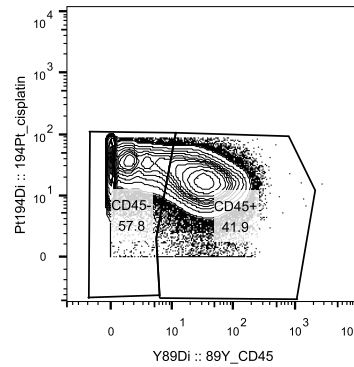
2905\_T046.fcs  
193Ir\_DNA2, 191Ir\_DNA1 subset  
273056



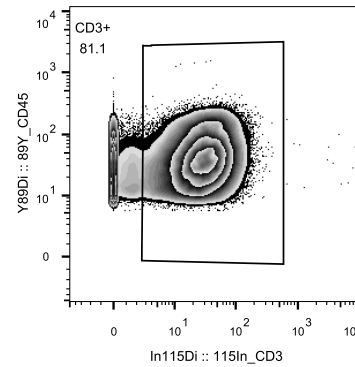
2905\_T046.fcs  
191Ir\_DNA1, 194Pt\_cisplatin subset  
205179



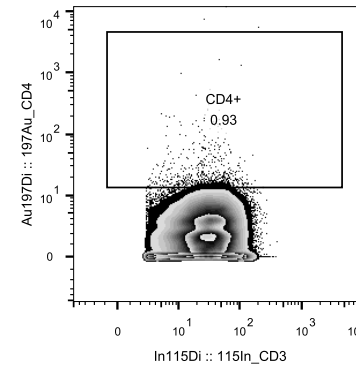
2905\_T046.fcs  
Event\_length, 194Pt\_cisplatin subset  
201882



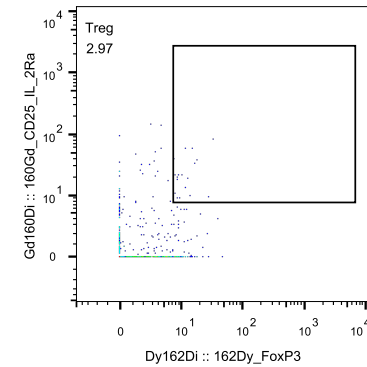
2905\_T046.fcs  
140Ce, 102Pd subset  
201656



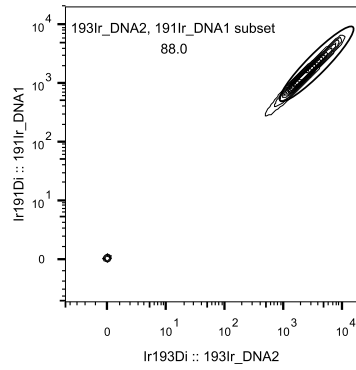
2905\_T046.fcs  
CD45+  
84570



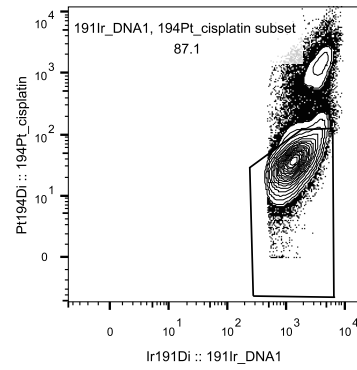
2905\_T046.fcs  
CD3+  
68591



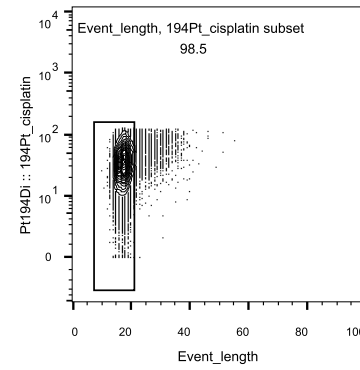
2905\_T046.fcs  
CD4+  
639



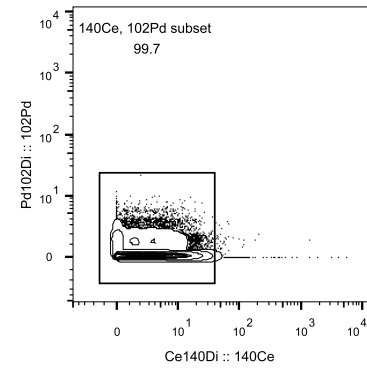
2905\_T047.fcs  
Ungated  
225499



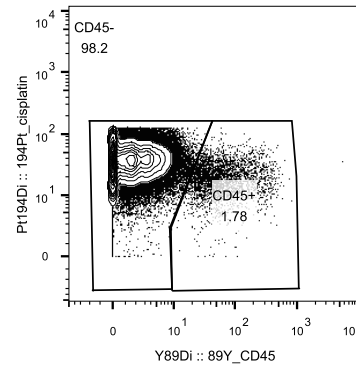
2905\_T047.fcs  
193Ir\_DNA2, 191Ir\_DNA1 subset  
198443



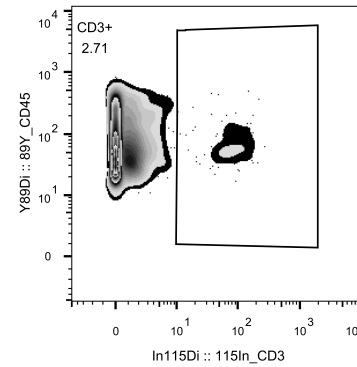
2905\_T047.fcs  
191Ir\_DNA1, 194Pt\_cisplatin subset  
172904



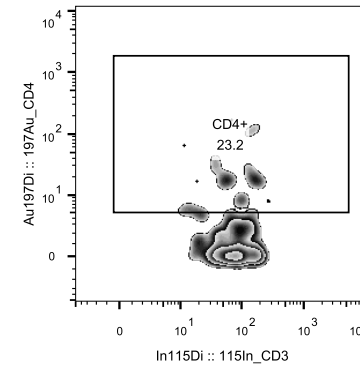
2905\_T047.fcs  
Event\_length, 194Pt\_cisplatin subset  
170326



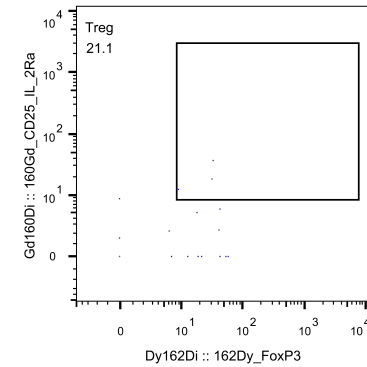
2905\_T047.fcs  
140Ce, 102Pd subset  
169749



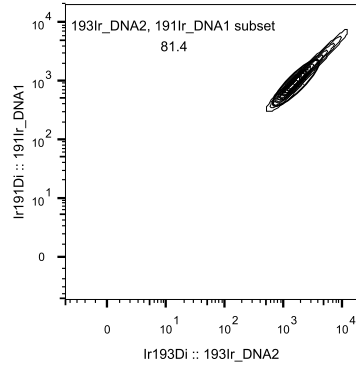
2905\_T047.fcs  
CD45+  
3028



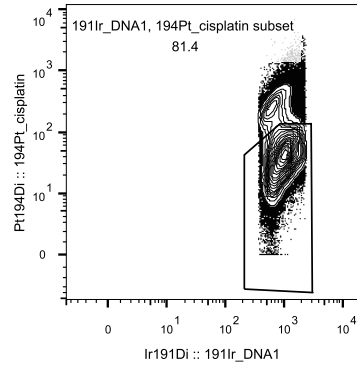
2905\_T047.fcs  
CD3+  
82.0



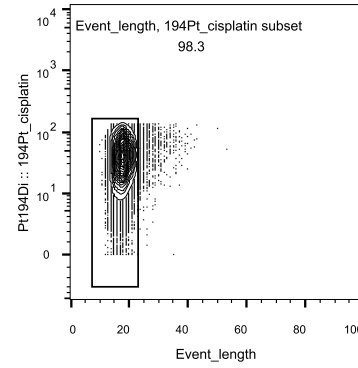
2905\_T047.fcs  
CD4+  
19.0



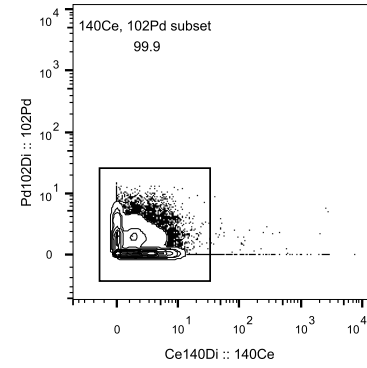
2905\_T048.fcs  
Ungated  
186693



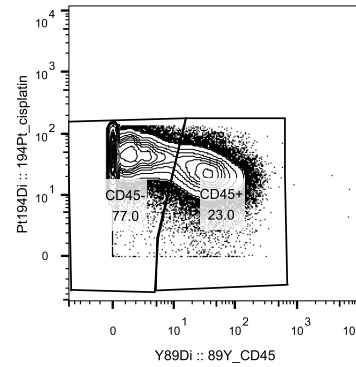
2905\_T048.fcs  
193Ir\_DNA2, 191Ir\_DNA1 subset  
151969



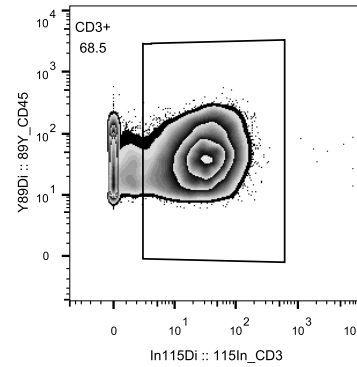
2905\_T048.fcs  
191Ir\_DNA1, 194Pt\_cisplatin subset  
123680



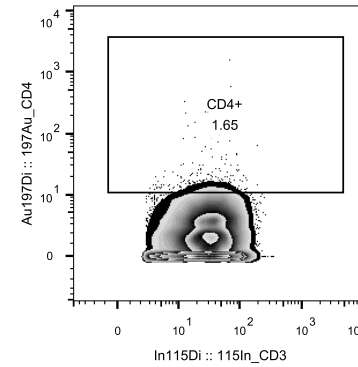
2905\_T048.fcs  
Event\_length, 194Pt\_cisplatin subset  
121577



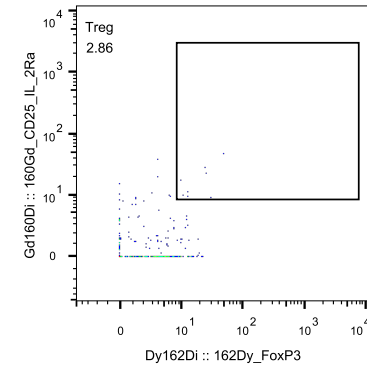
2905\_T048.fcs  
140Ce, 102Pd subset  
121405



2905\_T048.fcs  
CD45+  
27878

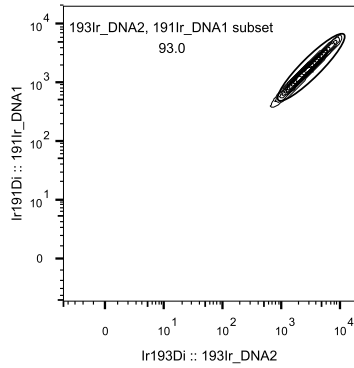


2905\_T048.fcs  
CD3+  
19094

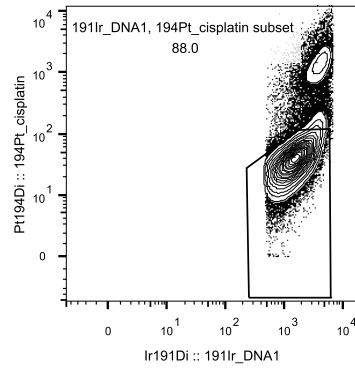


2905\_T048.fcs  
CD4+  
315

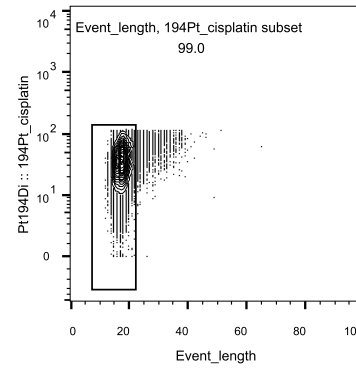




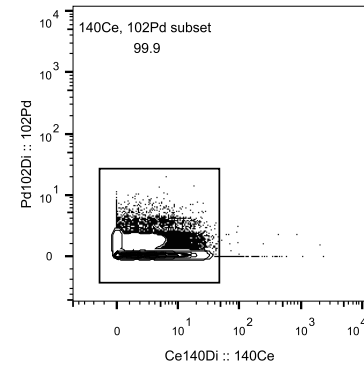
2905\_T049.fcs  
Ungated  
220673



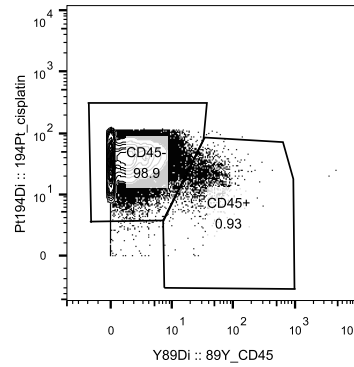
2905\_T049.fcs  
193Ir\_DNA2, 191Ir\_DNA1 subset  
205221



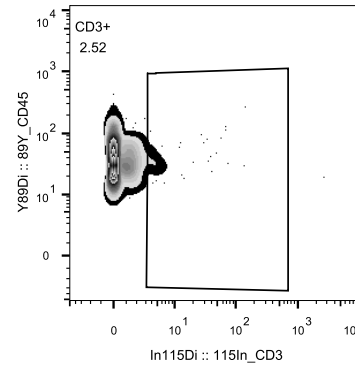
2905\_T049.fcs  
191Ir\_DNA1, 194Pt\_cisplatin subset  
180546



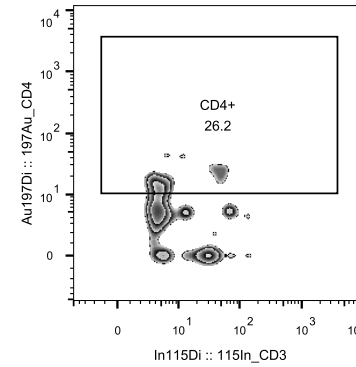
2905\_T049.fcs  
Event\_length, 194Pt\_cisplatin subset  
178712



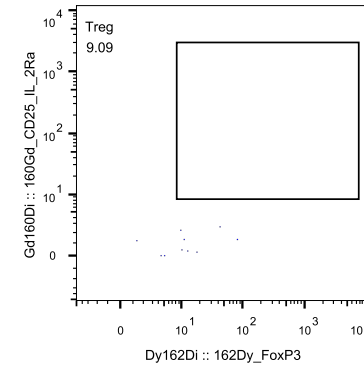
2905\_T049.fcs  
140Ce, 102Pd subset  
178535



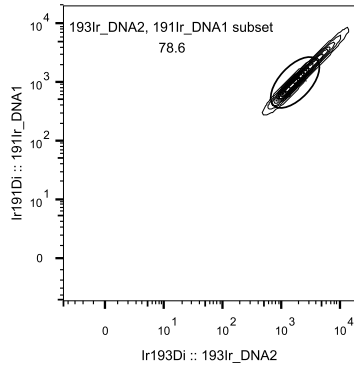
2905\_T049.fcs  
CD45+  
1664



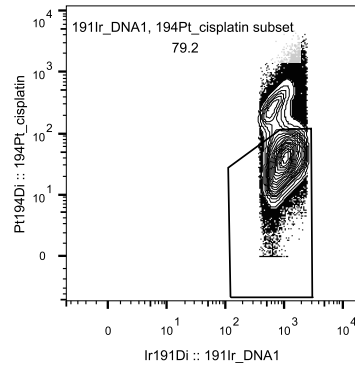
2905\_T049.fcs  
CD3+  
42.0



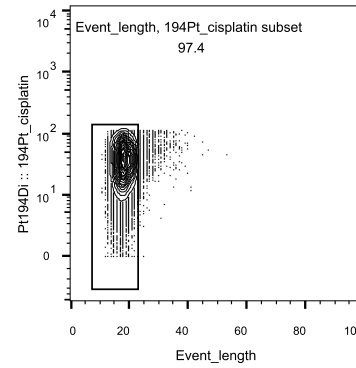
2905\_T049.fcs  
CD4+  
11.0



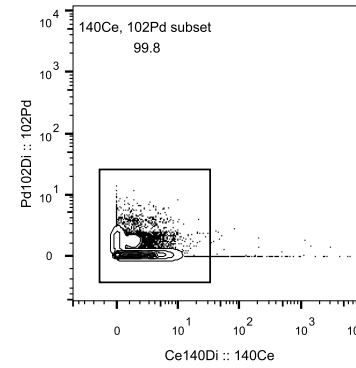
2905\_T050.fcs  
Ungated  
156121



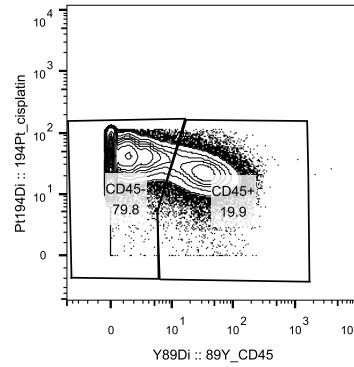
2905\_T050.fcs  
193Ir\_DNA2, 191Ir\_DNA1 subset  
122689



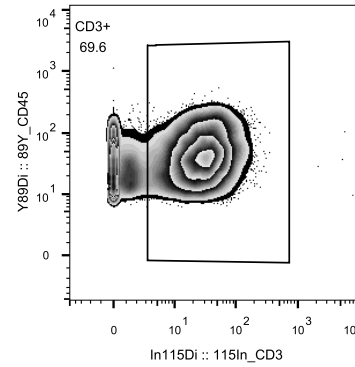
2905\_T050.fcs  
191Ir\_DNA1, 194Pt\_cisplatin subset  
97212



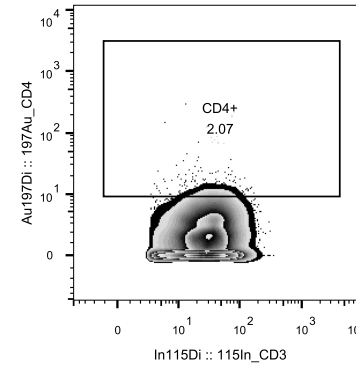
2905\_T050.fcs  
Event\_length, 194Pt\_cisplatin subset  
94731



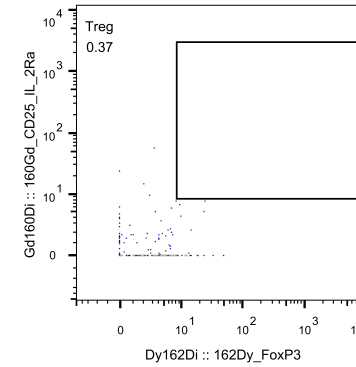
2905\_T050.fcs  
140Ce, 102Pd subset  
94573



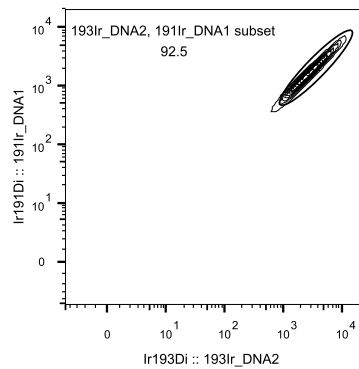
2905\_T050.fcs  
CD45+  
18858



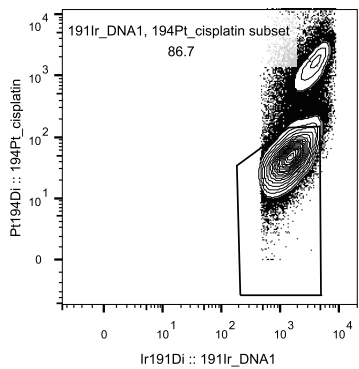
2905\_T050.fcs  
CD3+  
13119



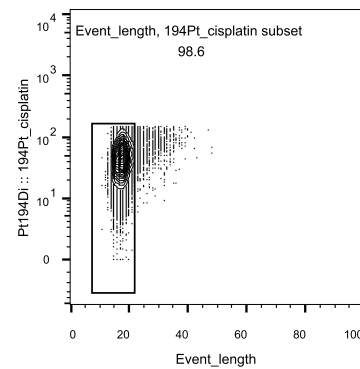
2905\_T050.fcs  
CD4+  
272



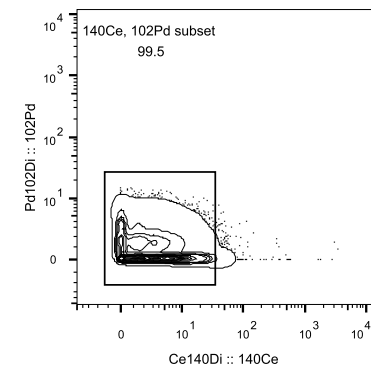
2905\_T051.fcs  
Ungated  
172433



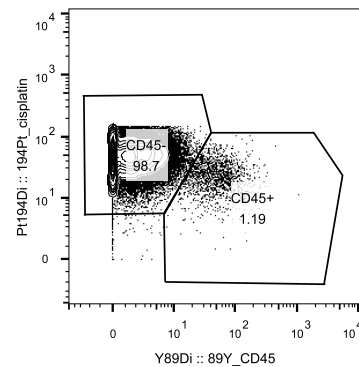
2905\_T051.fcs  
193Ir\_DNA2, 191Ir\_DNA1 subset  
159530



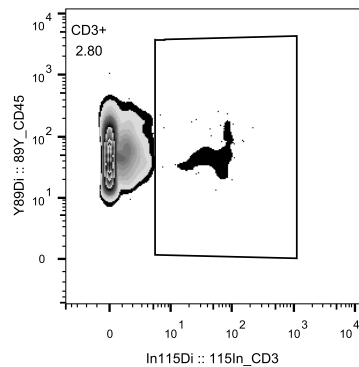
2905\_T051.fcs  
191Ir\_DNA1, 194Pt\_cisplatin subset  
138271



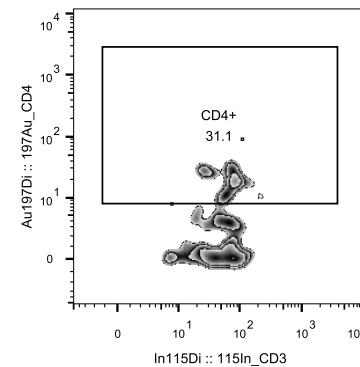
2905\_T051.fcs  
Event\_length, 194Pt\_cisplatin subset  
136288



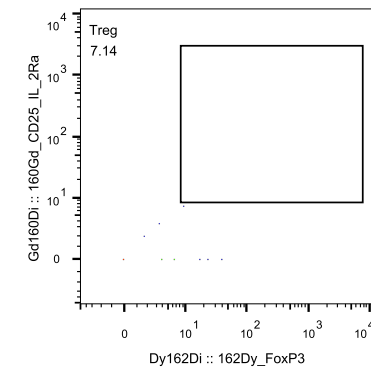
2905\_T051.fcs  
140Ce, 102Pd subset  
135609



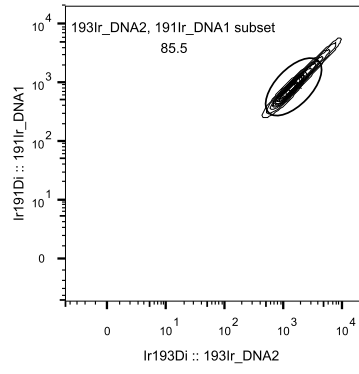
2905\_T051.fcs  
CD45+  
1610



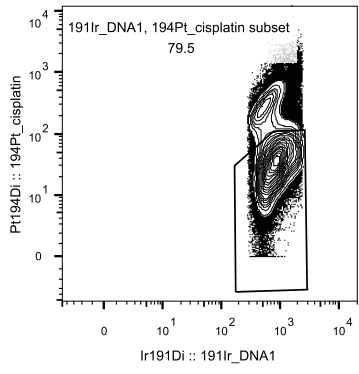
2905\_T051.fcs  
CD3+  
45.0



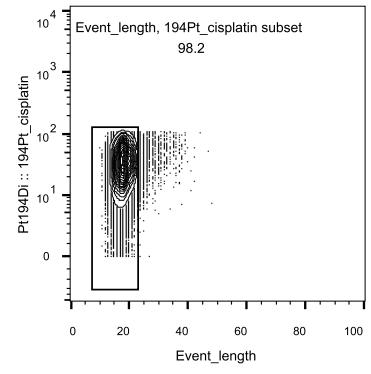
2905\_T051.fcs  
CD4+  
14.0



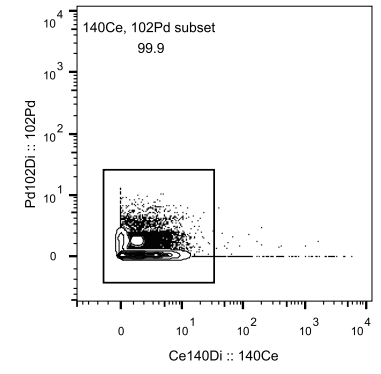
2905\_T052.fcs  
Ungated  
209167



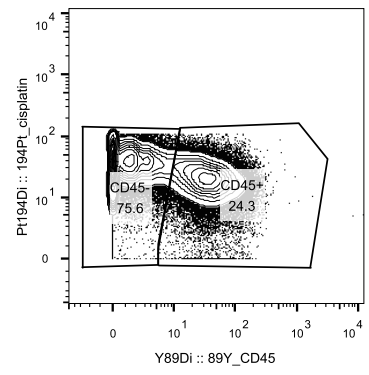
2905\_T052.fcs  
193Ir\_DNA2, 191Ir\_DNA1 subset  
178800



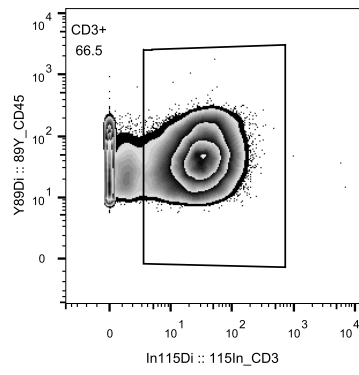
2905\_T052.fcs  
191Ir\_DNA1, 194Pt\_cisplatin subset  
142181



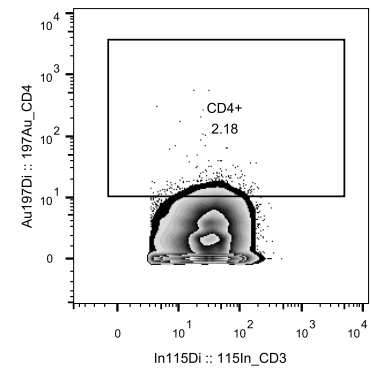
2905\_T052.fcs  
Event\_length, 194Pt\_cisplatin subset  
139639



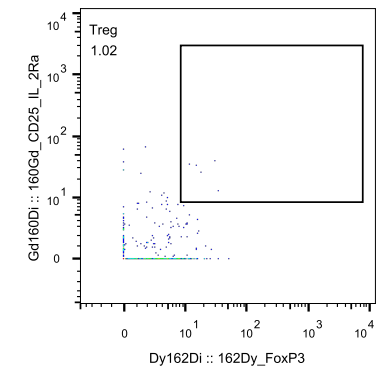
2905\_T052.fcs  
140Ce, 102Pd subset  
139432



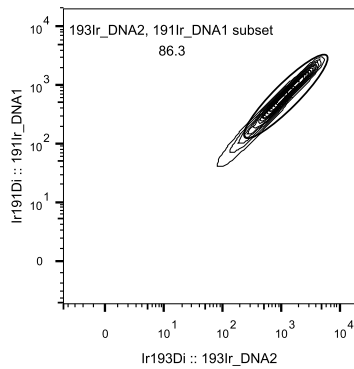
2905\_T052.fcs  
CD45+  
33894



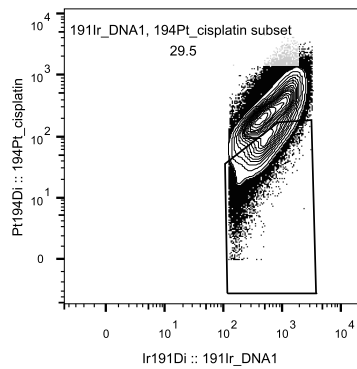
2905\_T052.fcs  
CD3+  
22525



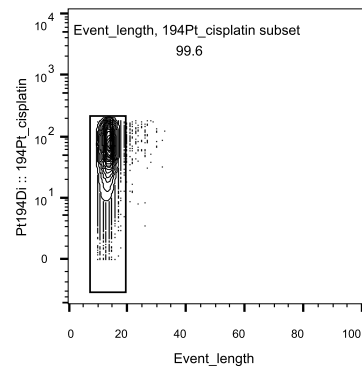
2905\_T052.fcs  
CD4+  
490



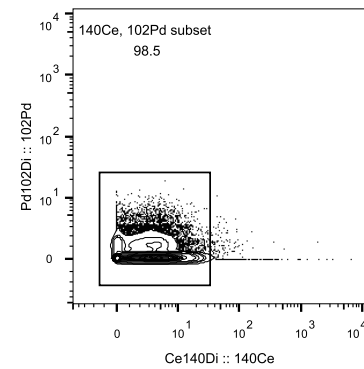
3077\_T055.fcs  
Ungated  
179180



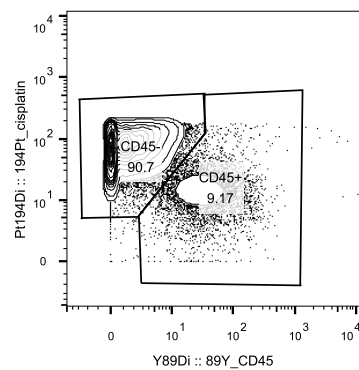
3077\_T055.fcs  
193Ir\_DNA2, 191Ir\_DNA1 subset  
154720



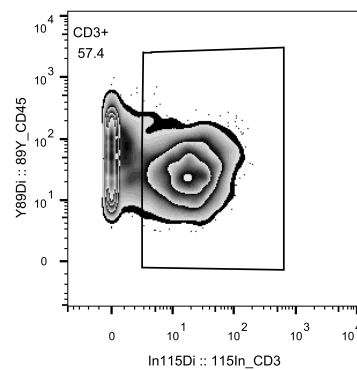
3077\_T055.fcs  
191Ir\_DNA1, 194Pt\_cisplatin subset  
45635



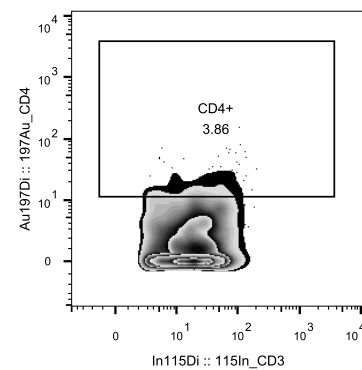
3077\_T055.fcs  
Event\_length, 194Pt\_cisplatin subset  
45453



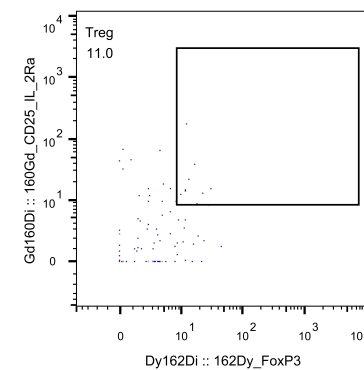
3077\_T055.fcs  
140Ce, 102Pd subset  
44766



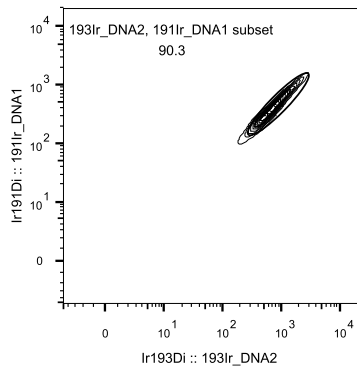
3077\_T055.fcs  
CD45+  
4107



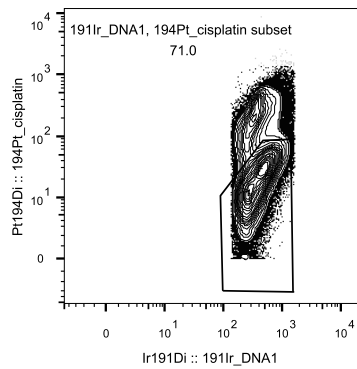
3077\_T055.fcs  
CD3+  
2356



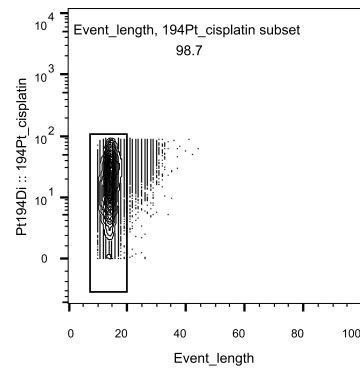
3077\_T055.fcs  
CD4+  
91.0



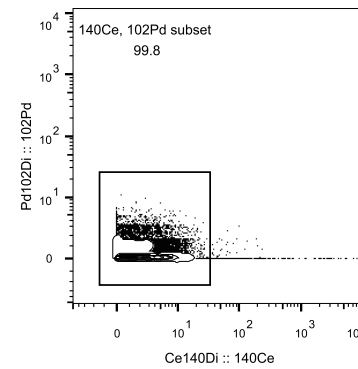
3078\_T056.fcs  
Ungated  
5.05E5



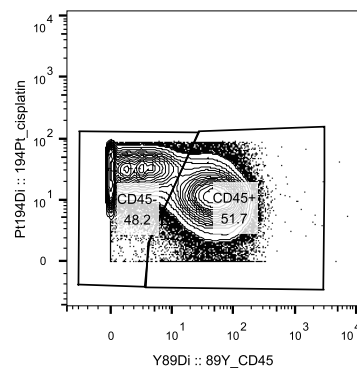
3078\_T056.fcs  
193Ir\_DNA2, 191Ir\_DNA1 subset  
4.56E5



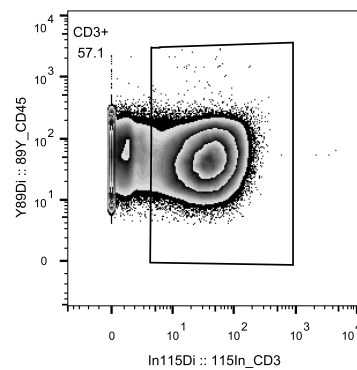
3078\_T056.fcs  
191Ir\_DNA1, 194Pt\_cisplatin subset  
323790



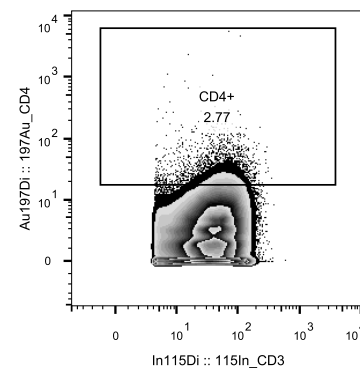
3078\_T056.fcs  
Event\_length, 194Pt\_cisplatin subset  
319433



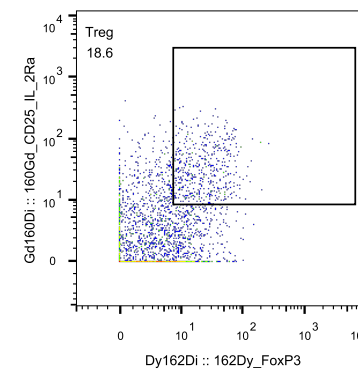
3078\_T056.fcs  
140Ce, 102Pd subset  
318943



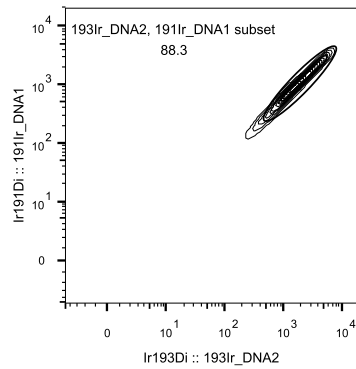
3078\_T056.fcs  
CD45+  
164840



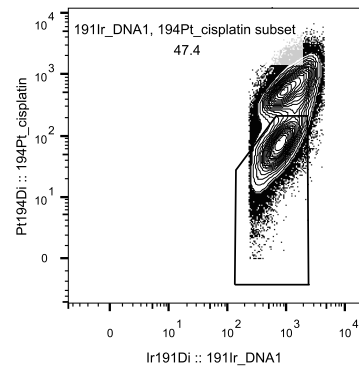
3078\_T056.fcs  
CD3+  
94187



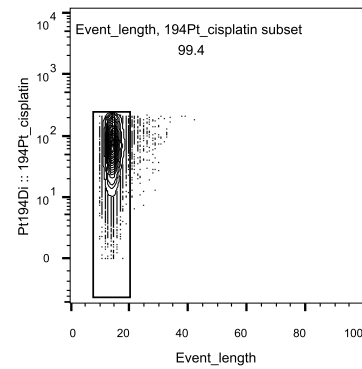
3078\_T056.fcs  
CD4+  
2612



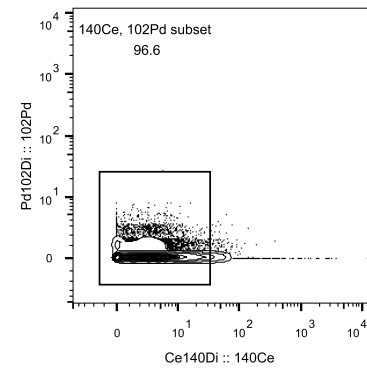
3079\_T057.fcs  
Ungated  
132501



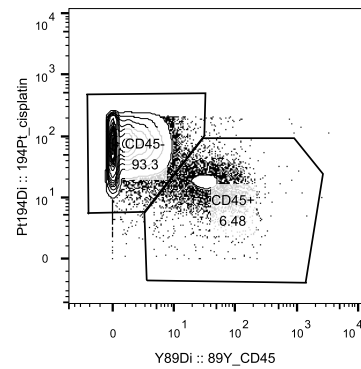
3079\_T057.fcs  
193Ir\_DNA2, 191Ir\_DNA1 subset  
117039



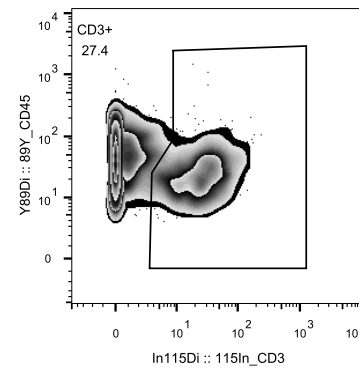
3079\_T057.fcs  
191Ir\_DNA1, 194Pt\_cisplatin subset  
55534



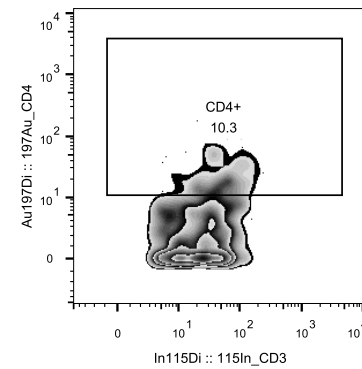
3079\_T057.fcs  
Event\_length, 194Pt\_cisplatin subset  
55188



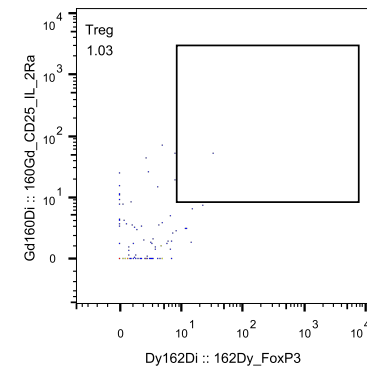
3079\_T057.fcs  
140Ce, 102Pd subset  
53316



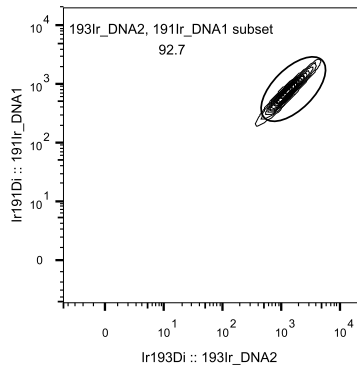
3079\_T057.fcs  
CD45+  
3456



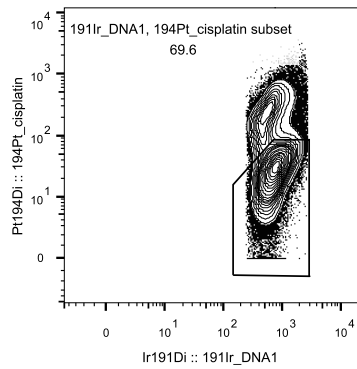
3079\_T057.fcs  
CD3+  
946



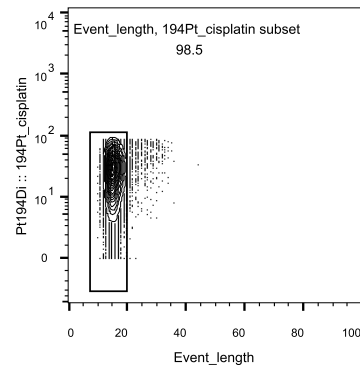
3079\_T057.fcs  
CD4+  
97.0



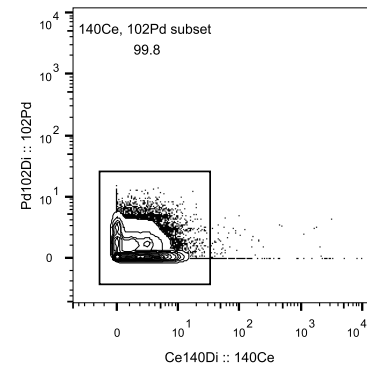
3080\_T058.fcs  
Ungated  
109273



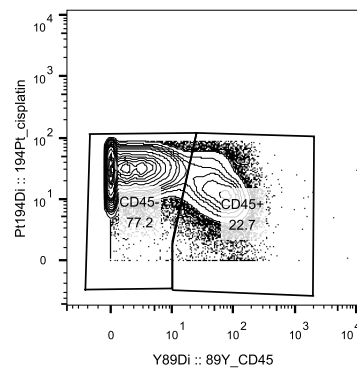
3080\_T058.fcs  
193Ir\_DNA2, 191Ir\_DNA1 subset  
101242



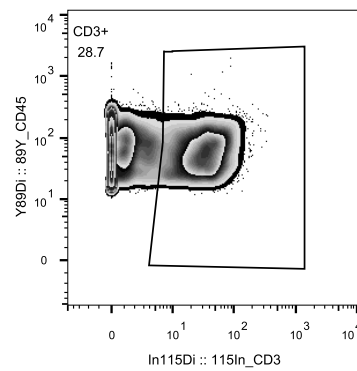
3080\_T058.fcs  
191Ir\_DNA1, 194Pt\_cisplatin subset  
70466



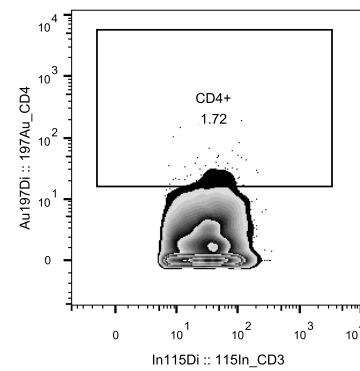
3080\_T058.fcs  
Event\_length, 194Pt\_cisplatin subset  
69436



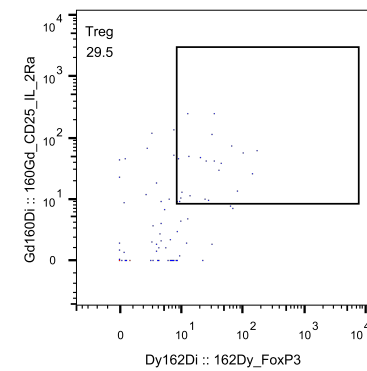
3080\_T058.fcs  
140Ce, 102Pd subset  
69268



3080\_T058.fcs  
CD45+  
15756

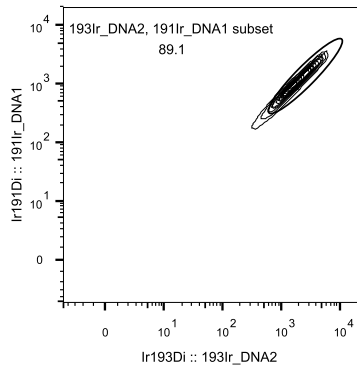


3080\_T058.fcs  
CD3+  
4522

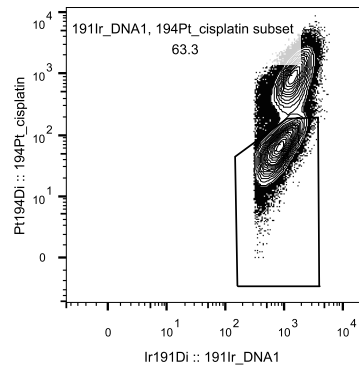


3080\_T058.fcs  
CD4+  
78.0

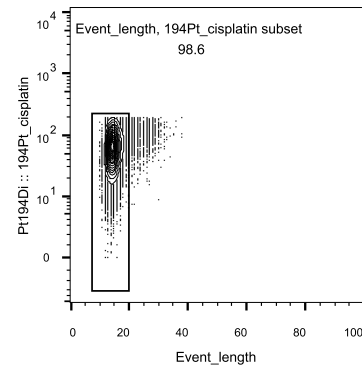




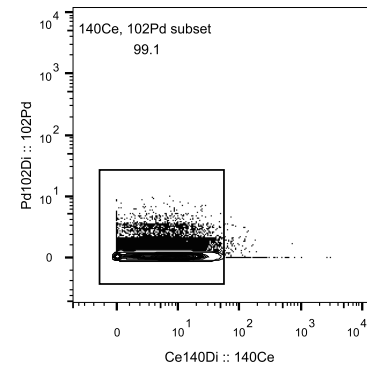
3081\_T059.fcs  
Ungated  
169585



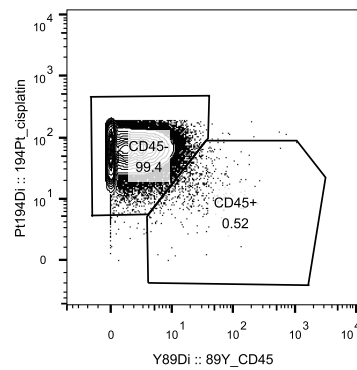
3081\_T059.fcs  
193Ir\_DNA2, 191Ir\_DNA1 subset  
151018



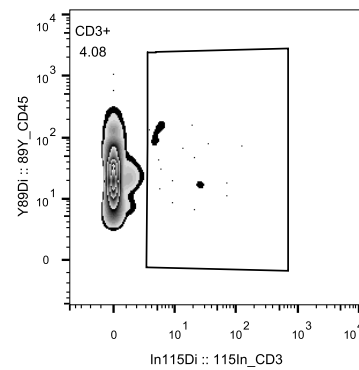
3081\_T059.fcs  
191Ir\_DNA1, 194Pt\_cisplatin subset  
95533



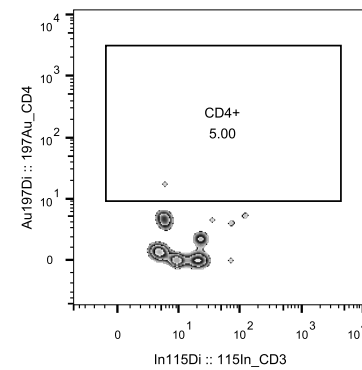
3081\_T059.fcs  
Event\_length, 194Pt\_cisplatin subset  
94192



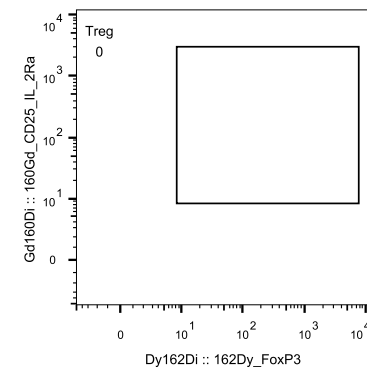
3081\_T059.fcs  
140Ce, 102Pd subset  
93350



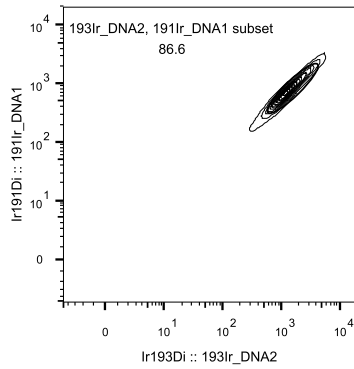
3081\_T059.fcs  
CD45+  
490



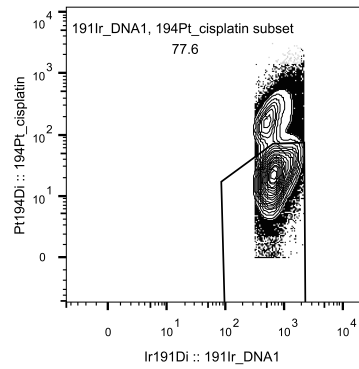
3081\_T059.fcs  
CD3+  
20.0



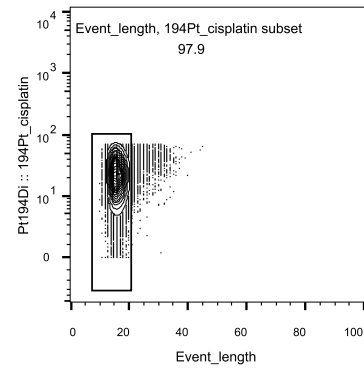
3081\_T059.fcs  
CD4+  
1.00



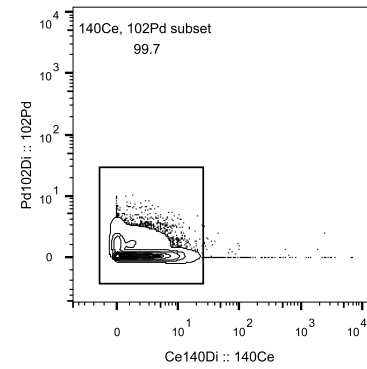
3082\_T060.fcs  
Ungated  
123425



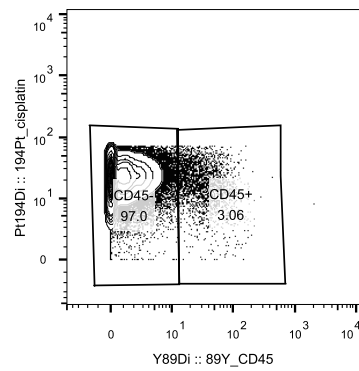
3082\_T060.fcs  
193Ir\_DNA2, 191Ir\_DNA1 subset  
106879



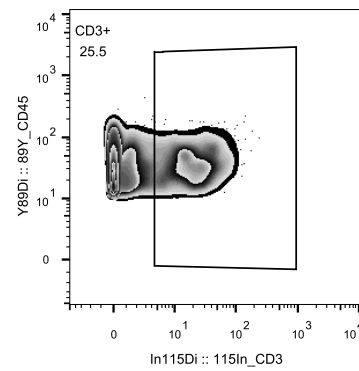
3082\_T060.fcs  
191Ir\_DNA1, 194Pt\_cisplatin subset  
82937



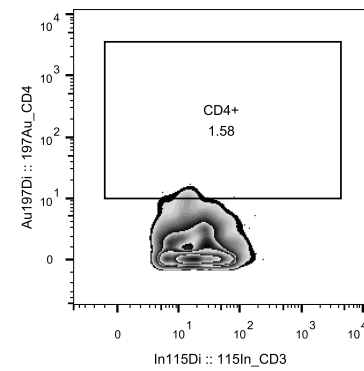
3082\_T060.fcs  
Event\_length, 194Pt\_cisplatin subset  
81233



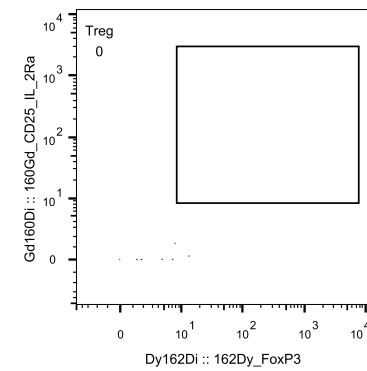
3082\_T060.fcs  
140Ce, 102Pd subset  
80986



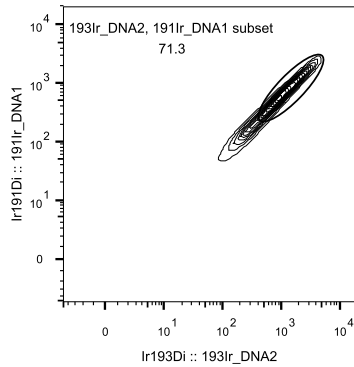
3082\_T060.fcs  
CD45+  
2475



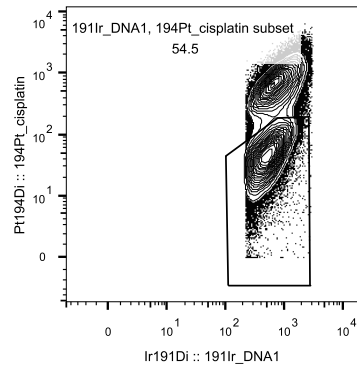
3082\_T060.fcs  
CD3+  
632



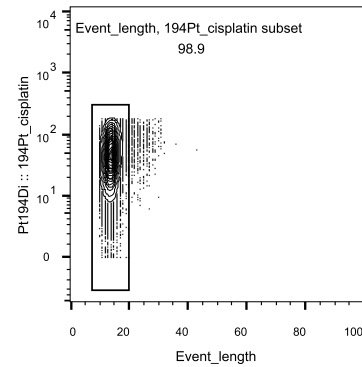
3082\_T060.fcs  
CD4+  
10.0



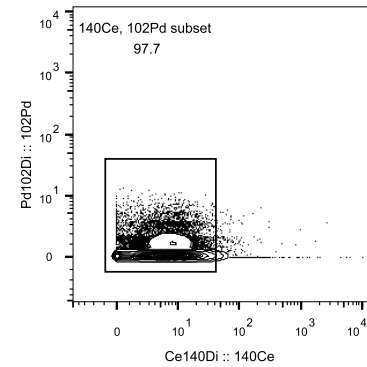
3096\_T061.fcs  
Ungated  
146846



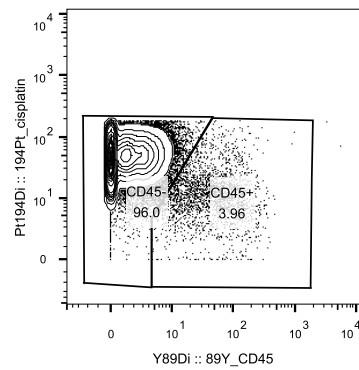
3096\_T061.fcs  
193Ir\_DNA2, 191Ir\_DNA1 subset  
104671



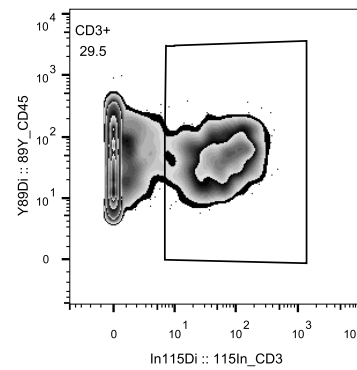
3096\_T061.fcs  
191Ir\_DNA1, 194Pt\_cisplatin subset  
57089



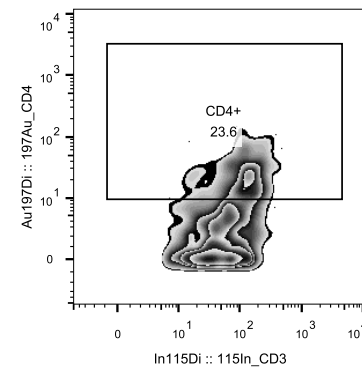
3096\_T061.fcs  
Event\_length, 194Pt\_cisplatin subset  
56443



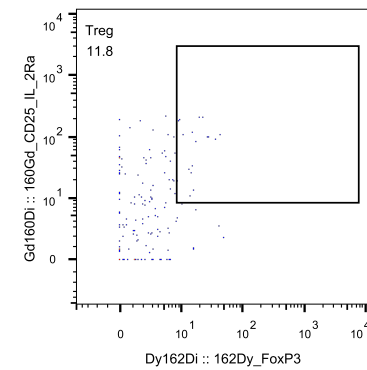
3096\_T061.fcs  
140Ce, 102Pd subset  
55125



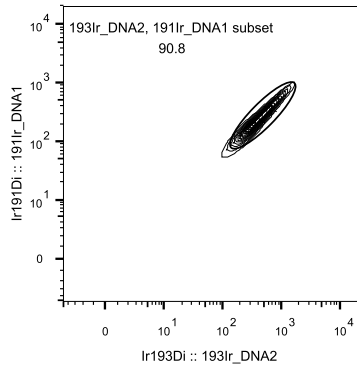
3096\_T061.fcs  
CD45+  
2185



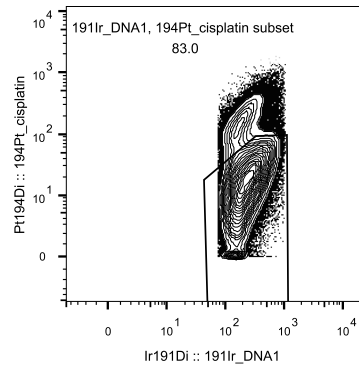
3096\_T061.fcs  
CD3+  
645



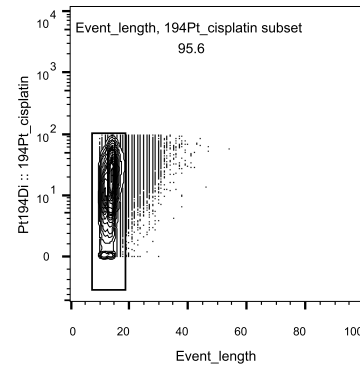
3096\_T061.fcs  
CD4+  
152



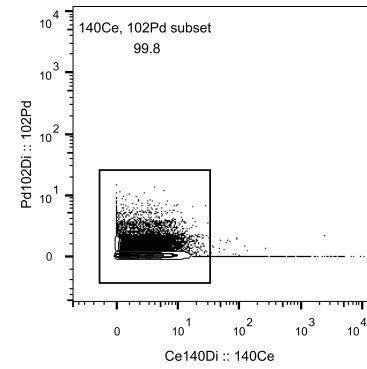
3097\_T062.fcs  
Ungated  
5.44E5



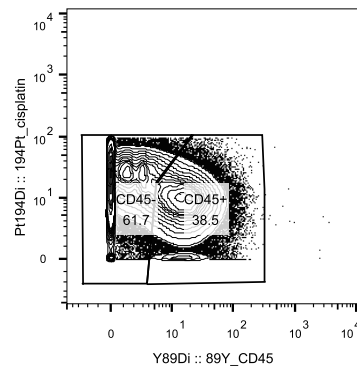
3097\_T062.fcs  
193Ir\_DNA2, 191Ir\_DNA1 subset  
4.94E5



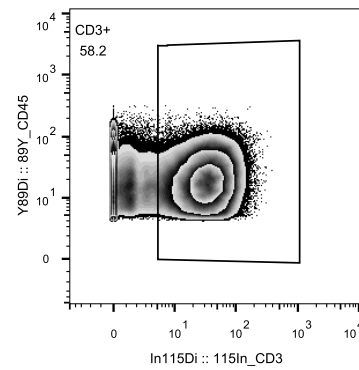
3097\_T062.fcs  
191Ir\_DNA1, 194Pt\_cisplatin subset  
4.10E5



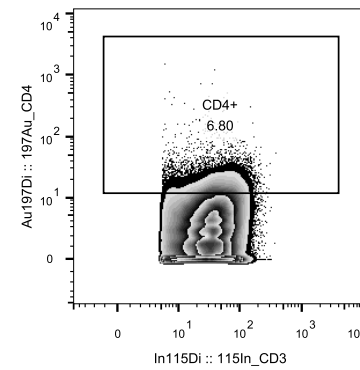
3097\_T062.fcs  
Event\_length, 194Pt\_cisplatin subset  
392169



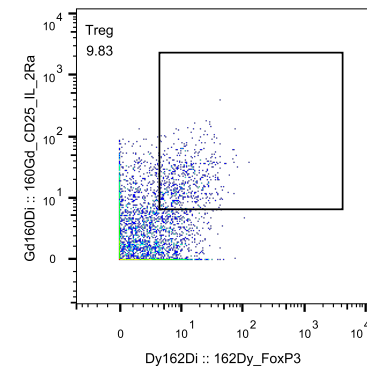
3097\_T062.fcs  
140Ce, 102Pd subset  
391578



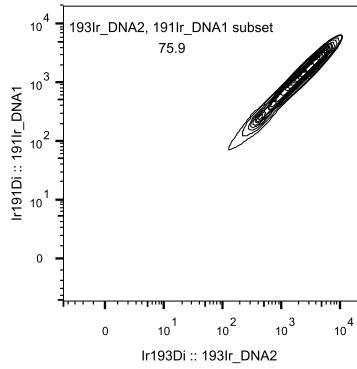
3097\_T062.fcs  
CD45+  
150878



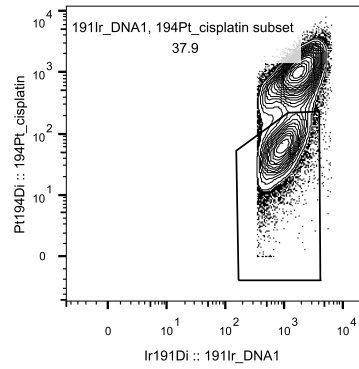
3097\_T062.fcs  
CD3+  
87787



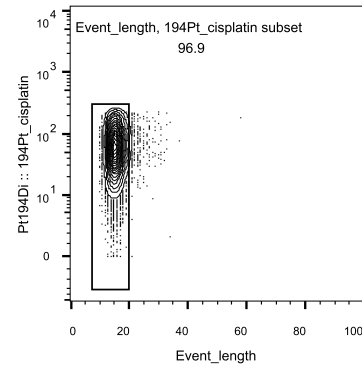
3097\_T062.fcs  
CD4+  
5971



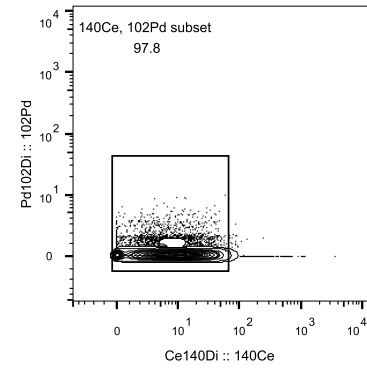
3098\_T063.fcs  
Ungated  
64292



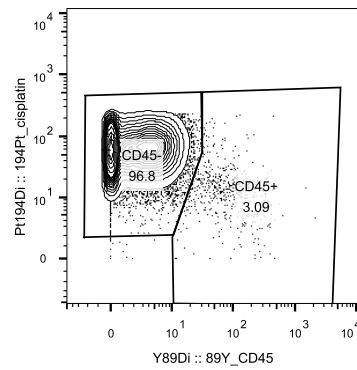
3098\_T063.fcs  
193Ir\_DNA2, 191Ir\_DNA1 subset  
48812



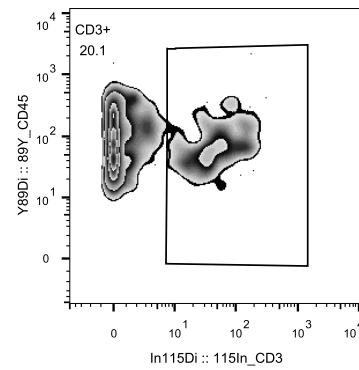
3098\_T063.fcs  
191Ir\_DNA1, 194Pt\_cisplatin subset  
18524



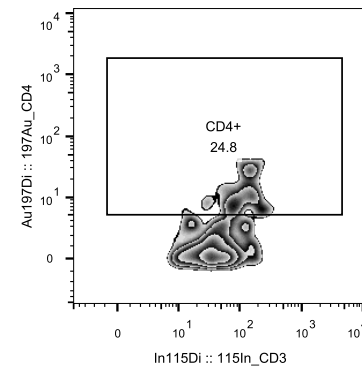
3098\_T063.fcs  
Event\_length, 194Pt\_cisplatin subset  
17957



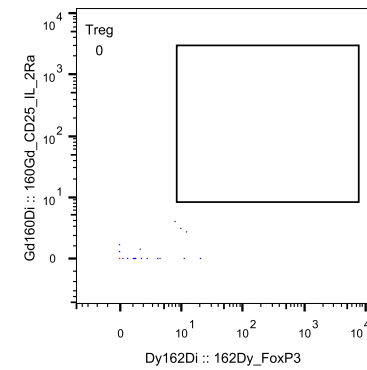
3098\_T063.fcs  
140Ce, 102Pd subset  
17560



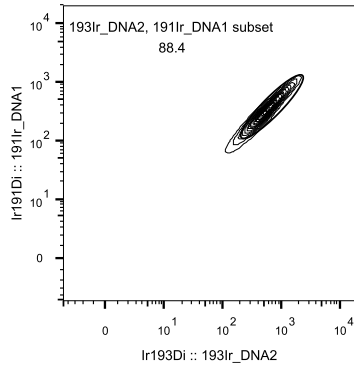
3098\_T063.fcs  
CD45+  
542



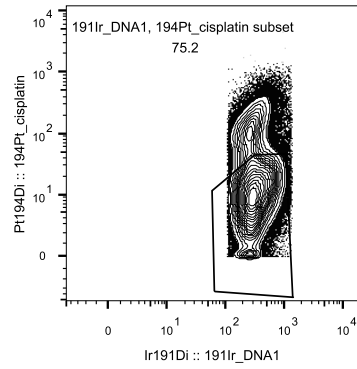
3098\_T063.fcs  
CD3+  
109



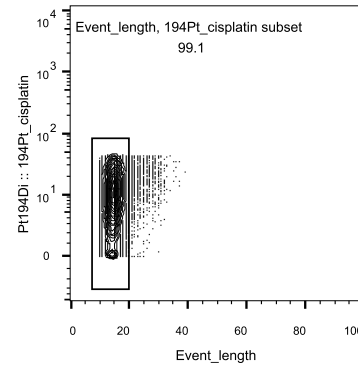
3098\_T063.fcs  
CD4+  
27.0



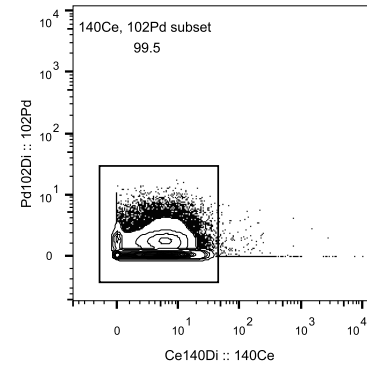
3098\_T064.fcs  
Ungated  
184454



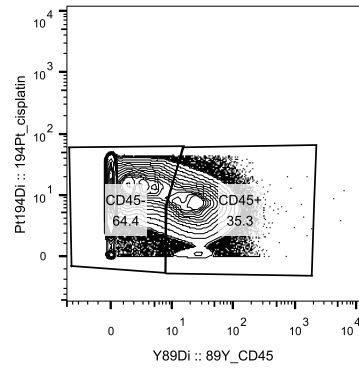
3098\_T064.fcs  
193Ir\_DNA2, 191Ir\_DNA1 subset  
163087



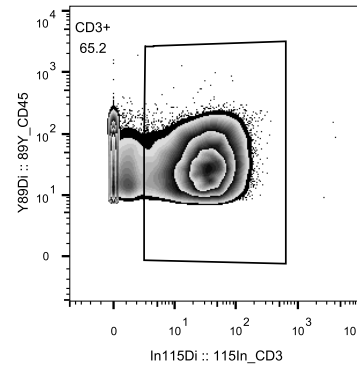
3098\_T064.fcs  
191Ir\_DNA1, 194Pt\_cisplatin subset  
122606



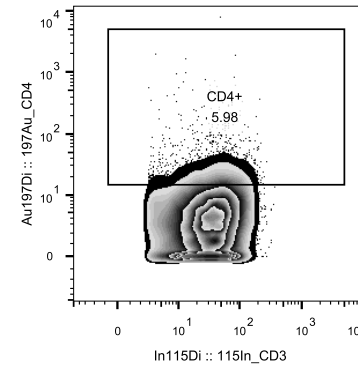
3098\_T064.fcs  
Event\_length, 194Pt\_cisplatin subset  
121515



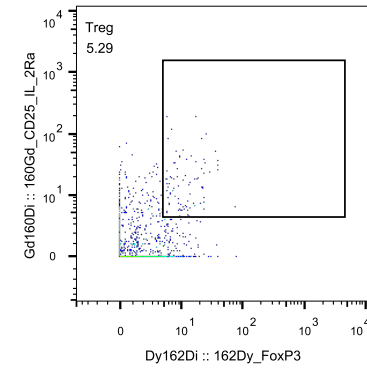
3098\_T064.fcs  
140Ce, 102Pd subset  
120963



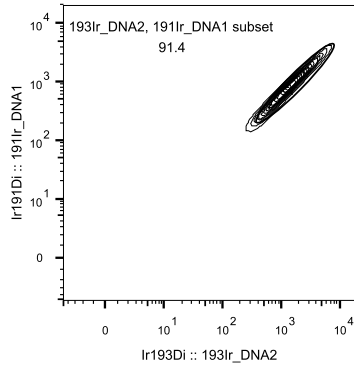
3098\_T064.fcs  
CD45+  
42665



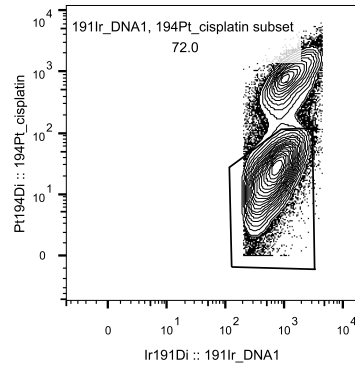
3098\_T064.fcs  
CD3+  
27803



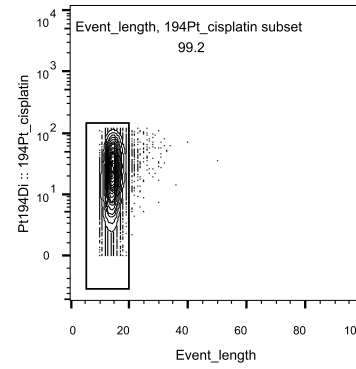
3098\_T064.fcs  
CD4+  
1664



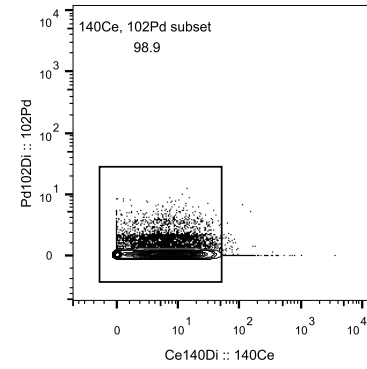
3098\_T065.fcs  
Ungated  
67254



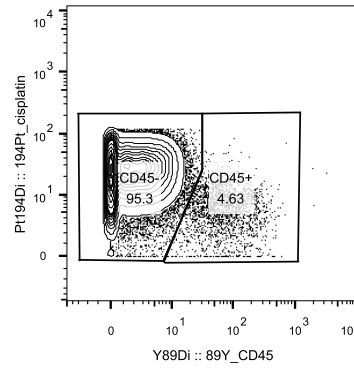
3098\_T065.fcs  
193Ir\_DNA2, 191Ir\_DNA1 subset  
61469



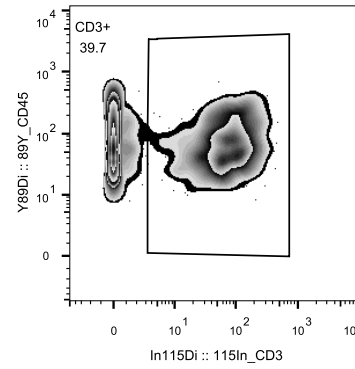
3098\_T065.fcs  
191Ir\_DNA1, 194Pt\_cisplatin subset  
44267



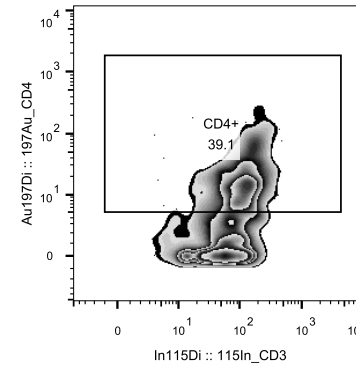
3098\_T065.fcs  
Event\_length, 194Pt\_cisplatin subset  
43896



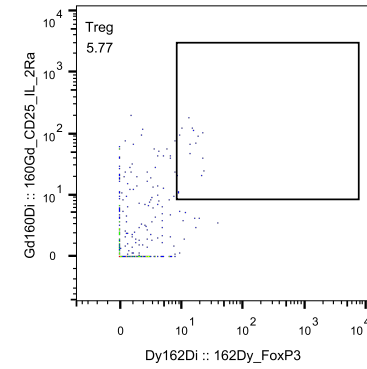
3098\_T065.fcs  
140Ce, 102Pd subset  
43396



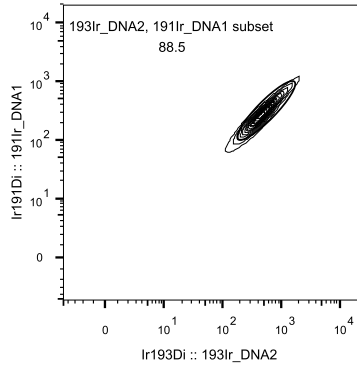
3098\_T065.fcs  
CD45+  
2008



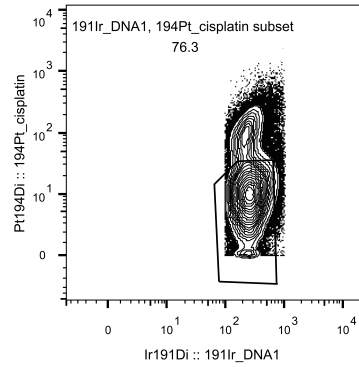
3098\_T065.fcs  
CD3+  
798



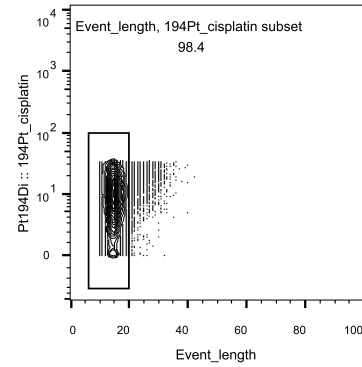
3098\_T065.fcs  
CD4+  
312



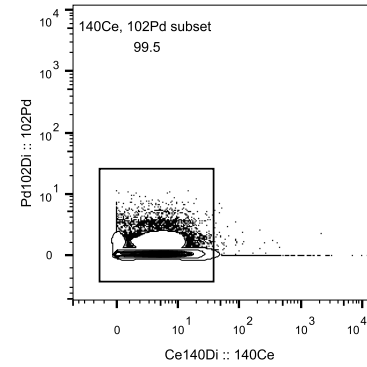
3098\_T066.fcs  
Ungated  
287533



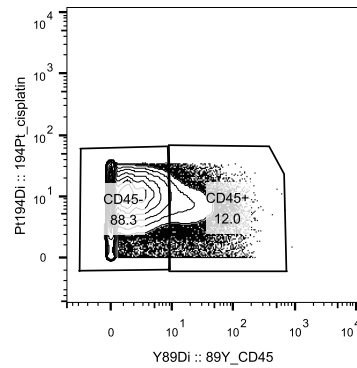
3098\_T066.fcs  
193Ir\_DNA2, 191Ir\_DNA1 subset  
254403



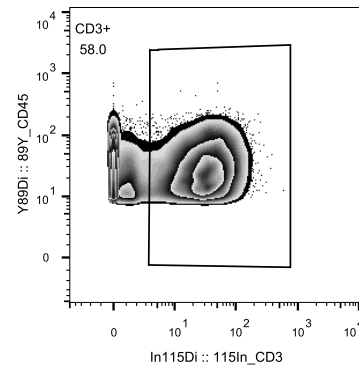
3098\_T066.fcs  
191Ir\_DNA1, 194Pt\_cisplatin subset  
194020



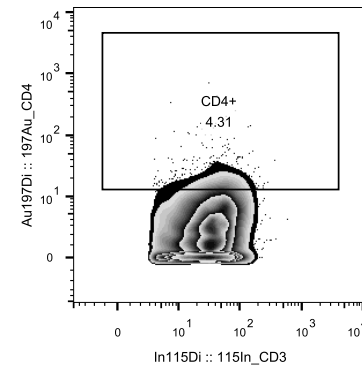
3098\_T066.fcs  
Event\_length, 194Pt\_cisplatin subset  
190824



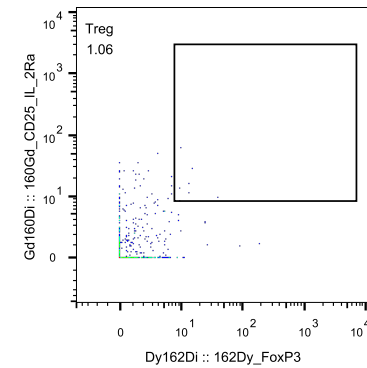
3098\_T066.fcs  
140Ce, 102Pd subset  
189896



3098\_T066.fcs  
CD45+  
22713

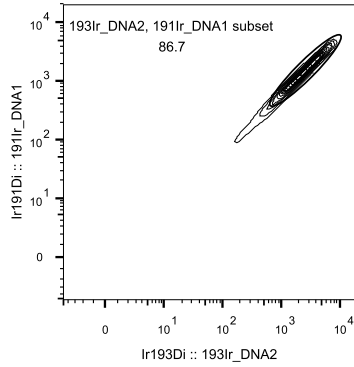


3098\_T066.fcs  
CD3+  
13163

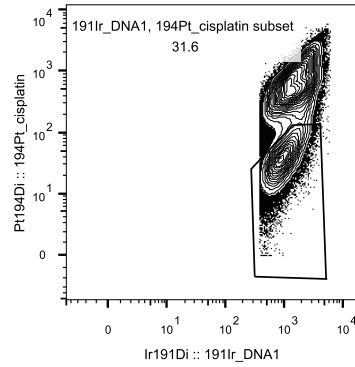


3098\_T066.fcs  
CD4+  
567

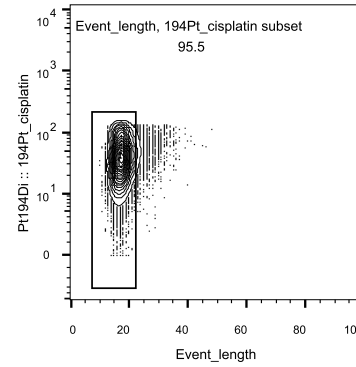




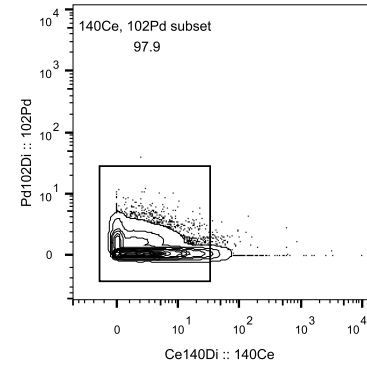
3192\_T069.fcs  
Ungated  
126304



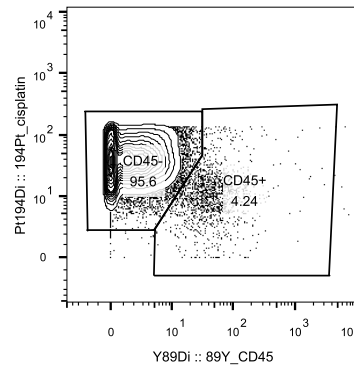
3192\_T069.fcs  
193Ir\_DNA2, 191r\_DNA1 subset  
109479



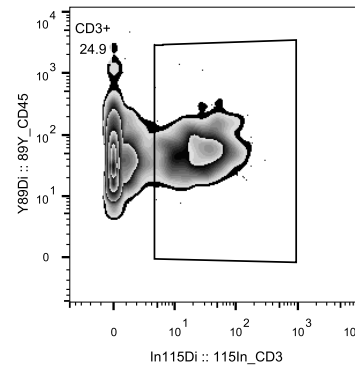
3192\_T069.fcs  
191r\_DNA1, 194Pt\_cisplatin subset  
34636



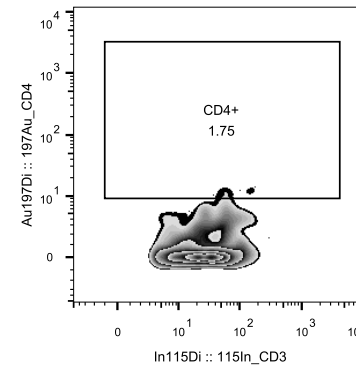
3192\_T069.fcs  
Event\_length, 194Pt\_cisplatin subset  
33089



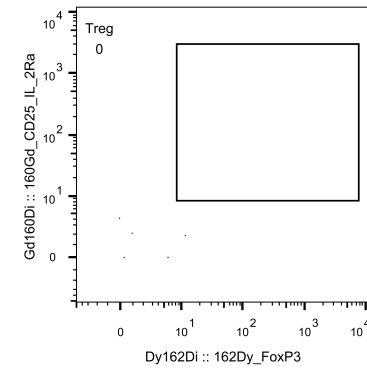
3192\_T069.fcs  
140Ce, 102Pd subset  
32390



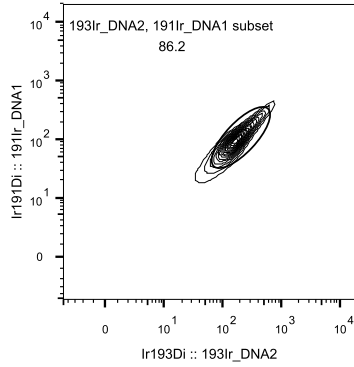
3192\_T069.fcs  
CD45+  
1373



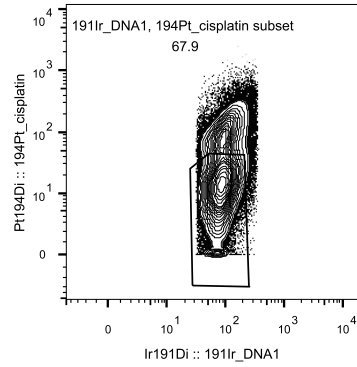
3192\_T069.fcs  
CD3+  
342



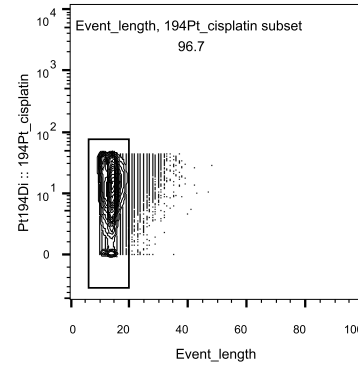
3192\_T069.fcs  
CD4+  
6.00



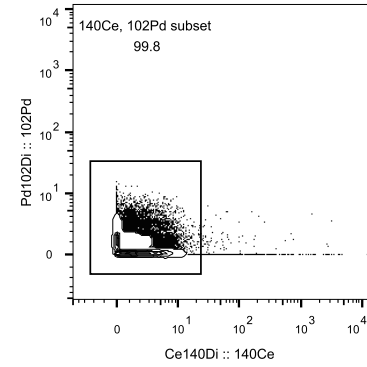
3192\_T070.fcs  
Ungated  
5.88E5



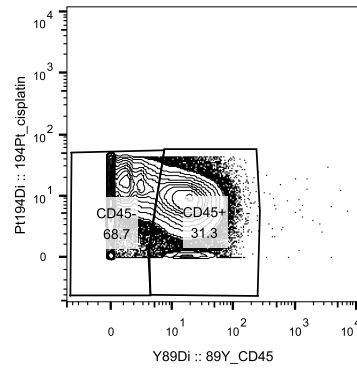
3192\_T070.fcs  
193Ir\_DNA2, 191Ir\_DNA1 subset  
5.07E5



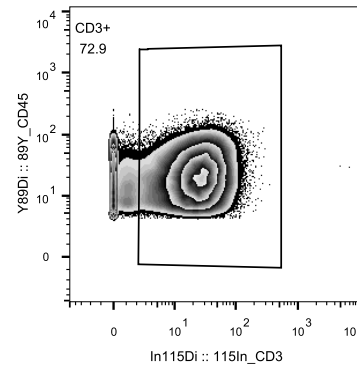
3192\_T070.fcs  
191Ir\_DNA1, 194Pt\_cisplatin subset  
344385



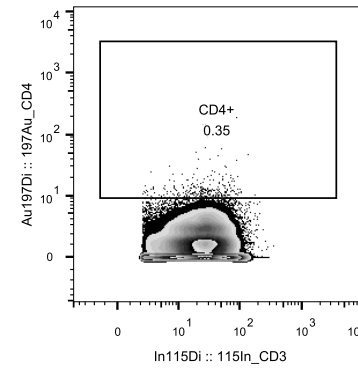
3192\_T070.fcs  
Event\_length, 194Pt\_cisplatin subset  
332861



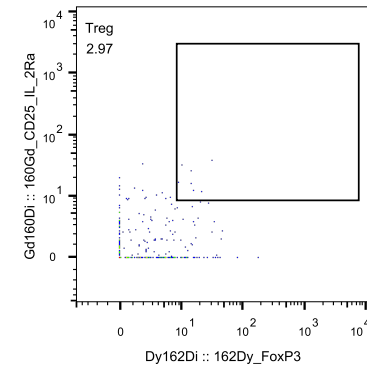
3192\_T070.fcs  
140Ce, 102Pd subset  
332260



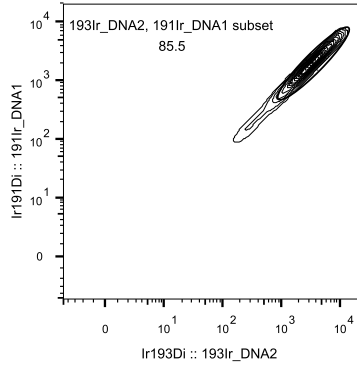
3192\_T070.fcs  
CD45+  
104045



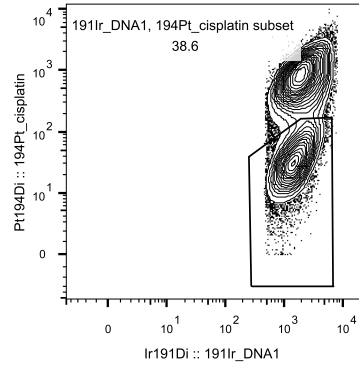
3192\_T070.fcs  
CD3+  
75819



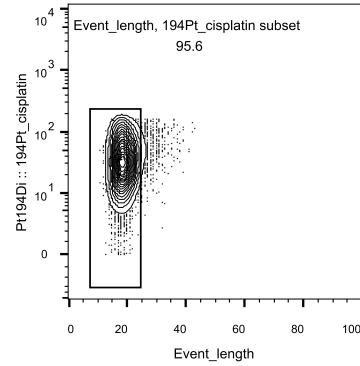
3192\_T070.fcs  
CD4+  
269



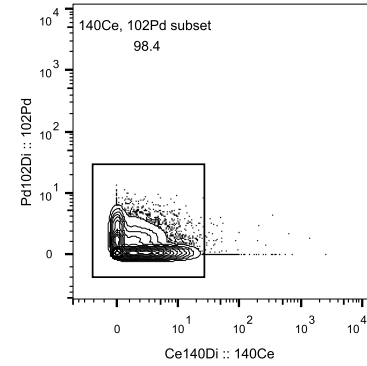
3192\_T071.fcs  
Ungated  
36879



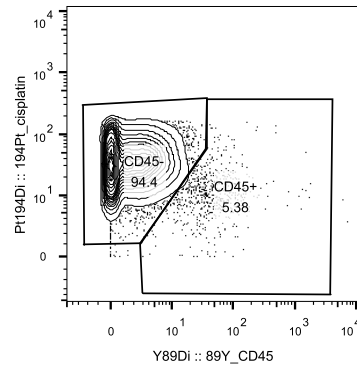
3192\_T071.fcs  
193Ir\_DNA2, 191Ir\_DNA1 subset  
31517



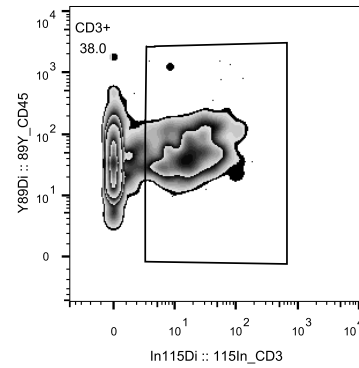
3192\_T071.fcs  
191Ir\_DNA1, 194Pt\_cisplatin subset  
12165



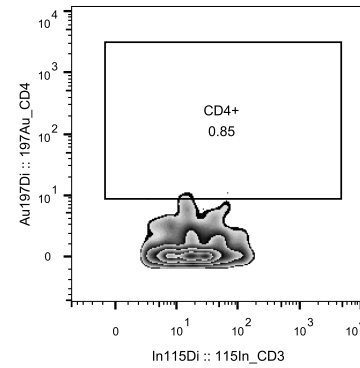
3192\_T071.fcs  
Event\_length, 194Pt\_cisplatin subset  
11624



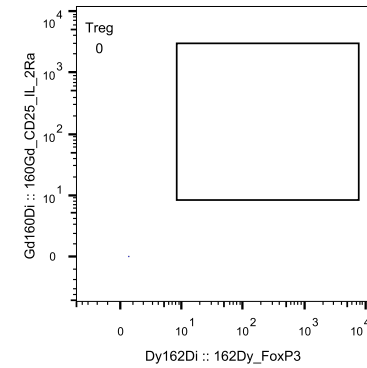
3192\_T071.fcs  
140Ce, 102Pd subset  
11435



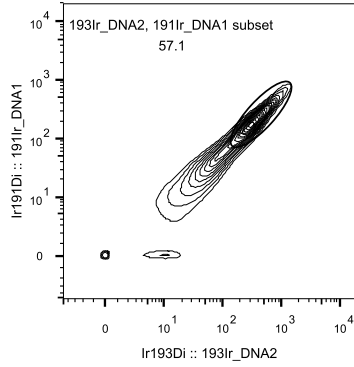
3192\_T071.fcs  
CD45+  
615



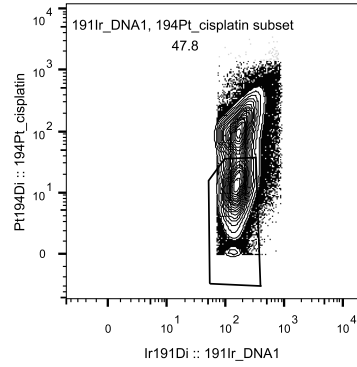
3192\_T071.fcs  
CD3+  
234



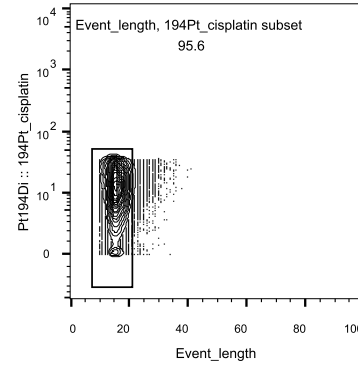
3192\_T071.fcs  
CD4+  
2.00



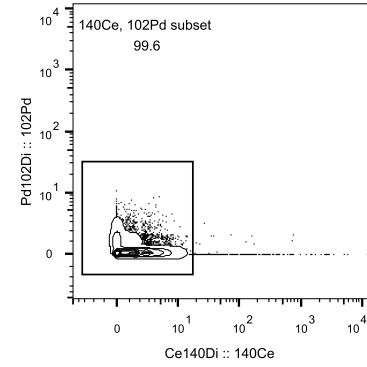
3192\_T072.fcs  
Ungated  
278703



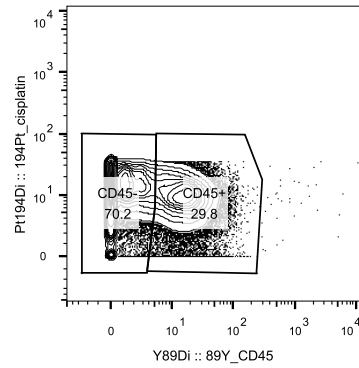
3192\_T072.fcs  
193Ir\_DNA2, 191Ir\_DNA1 subset  
159065



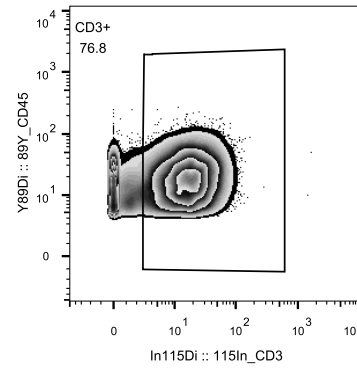
3192\_T072.fcs  
191Ir\_DNA1, 194Pt\_cisplatin subset  
76093



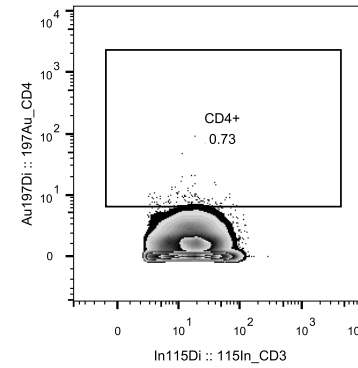
3192\_T072.fcs  
Event\_length, 194Pt\_cisplatin subset  
72726



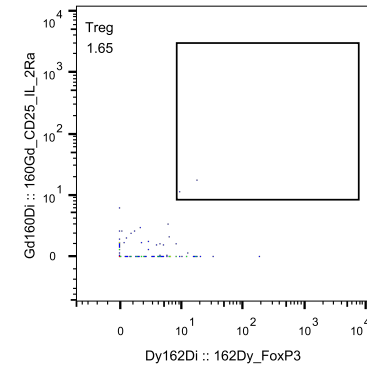
3192\_T072.fcs  
140Ce, 102Pd subset  
72402



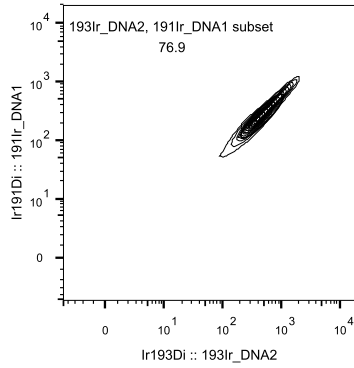
3192\_T072.fcs  
CD45+  
21546



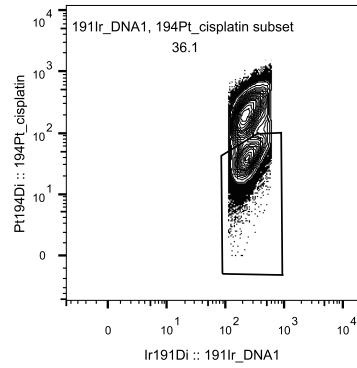
3192\_T072.fcs  
CD3+  
16547



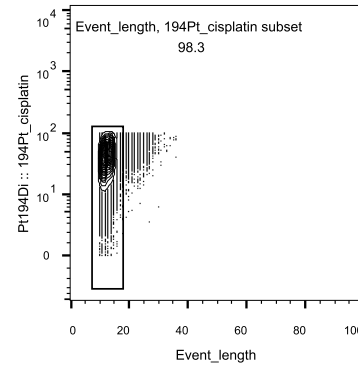
3192\_T072.fcs  
CD4+  
121



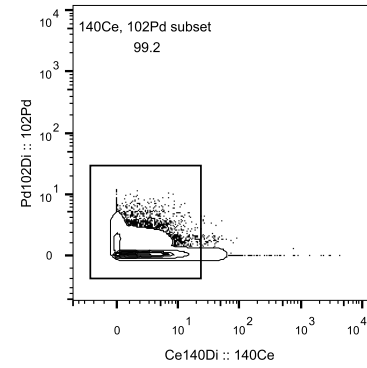
3193\_T067.fcs  
Ungated  
9.07E5



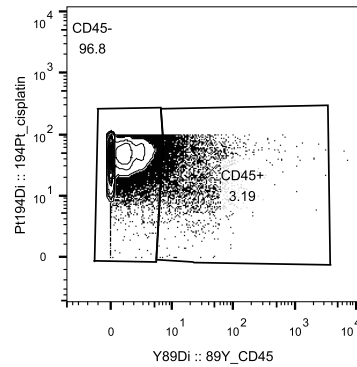
3193\_T067.fcs  
193Ir\_DNA2, 191Ir\_DNA1 subset  
6.98E5



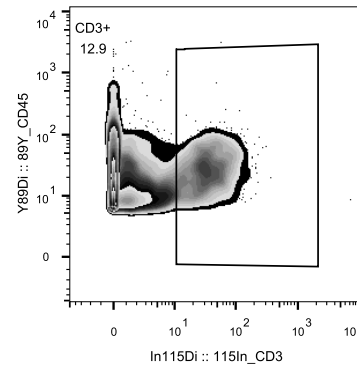
3193\_T067.fcs  
191Ir\_DNA1, 194Pt\_cisplatin subset  
251916



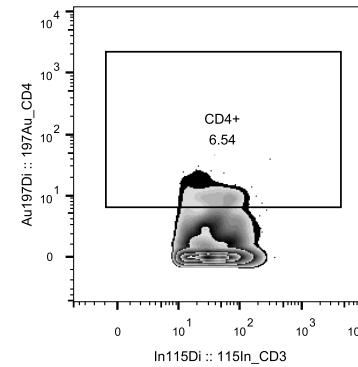
3193\_T067.fcs  
Event\_length, 194Pt\_cisplatin subset  
247573



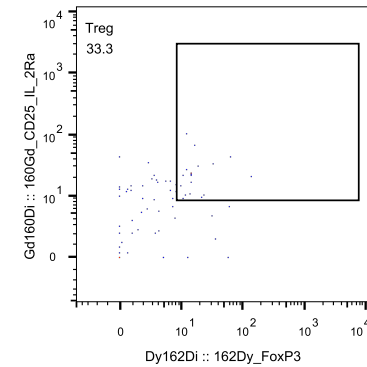
3193\_T067.fcs  
140Ce, 102Pd subset  
245535



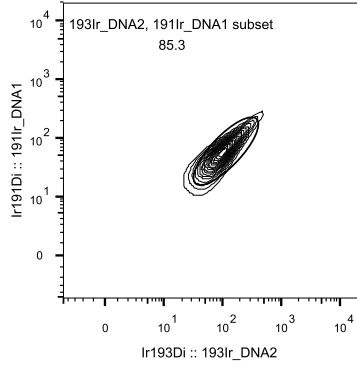
3193\_T067.fcs  
CD45+  
7841



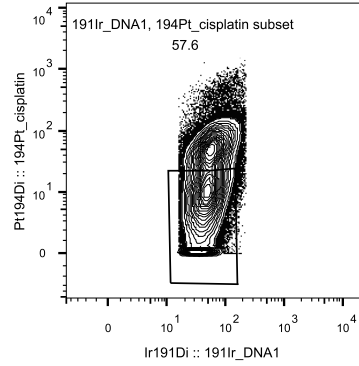
3193\_T067.fcs  
CD3+  
1009



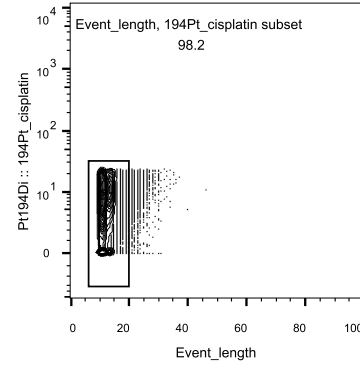
3193\_T067.fcs  
CD4+  
66.0



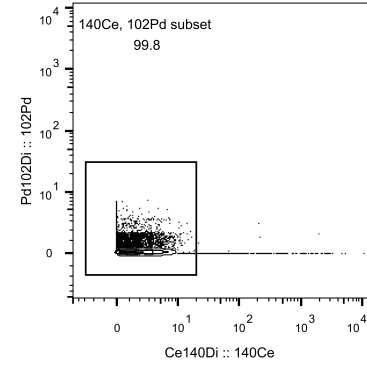
3194\_T068.fcs  
Ungated  
7.35E5



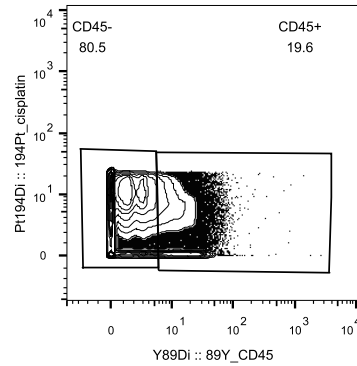
3194\_T068.fcs  
193Ir\_DNA2, 191Ir\_DNA1 subset  
6.27E5



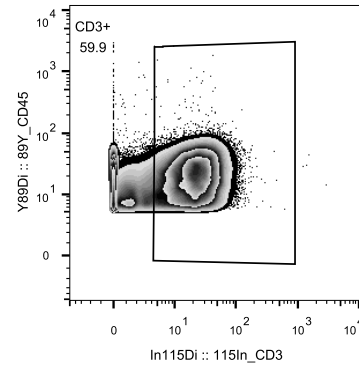
3194\_T068.fcs  
191Ir\_DNA1, 194Pt\_cisplatin subset  
360957



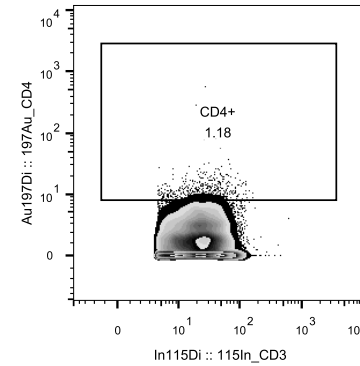
3194\_T068.fcs  
Event\_length, 194Pt\_cisplatin subset  
354598



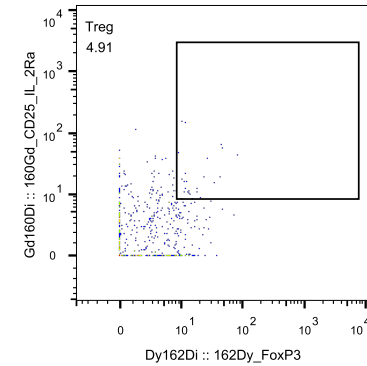
3194\_T068.fcs  
140Ce, 102Pd subset  
353985



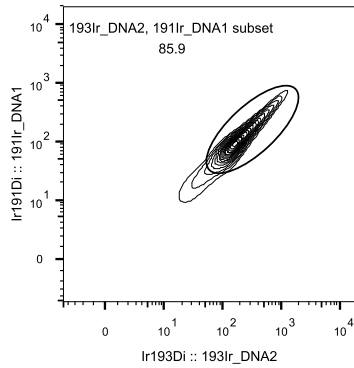
3194\_T068.fcs  
CD45+  
69427



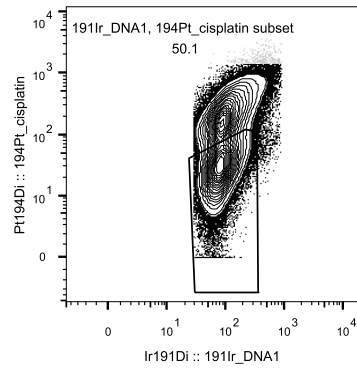
3194\_T068.fcs  
CD3+  
41599



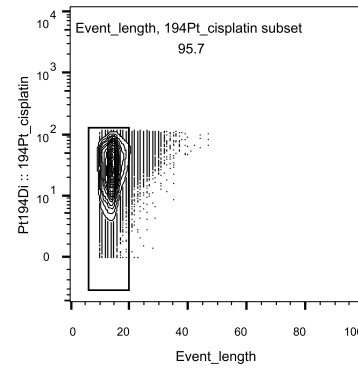
3194\_T068.fcs  
CD4+  
489



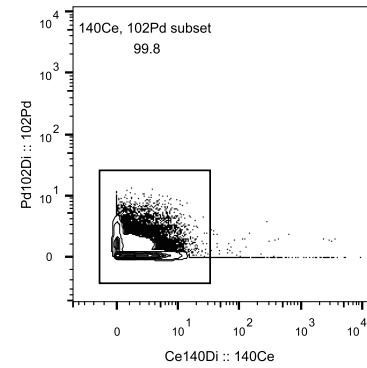
3293\_T073.fcs  
Ungated  
5.25E5



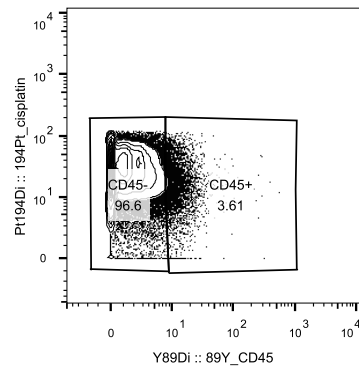
3293\_T073.fcs  
193Ir\_DNA2, 191Ir\_DNA1 subset  
4.51E5



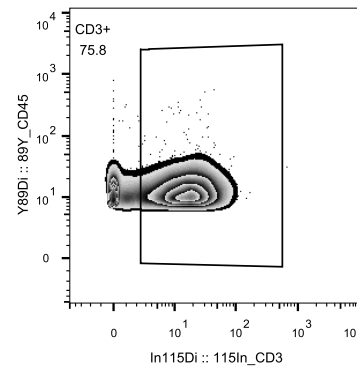
3293\_T073.fcs  
191Ir\_DNA1, 194Pt\_cisplatin subset  
225881



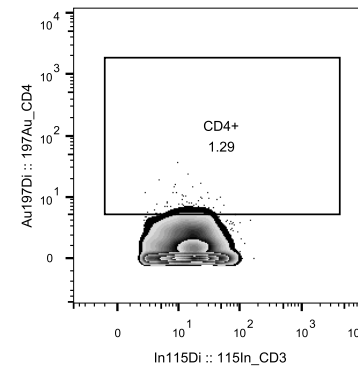
3293\_T073.fcs  
Event\_length, 194Pt\_cisplatin subset  
216274



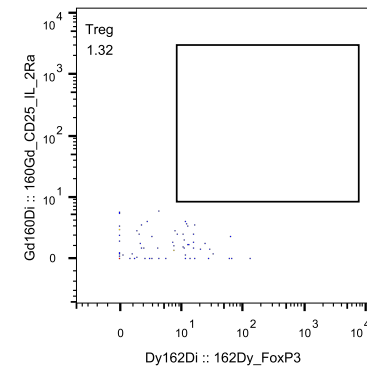
3293\_T073.fcs  
140Ce, 102Pd subset  
215888



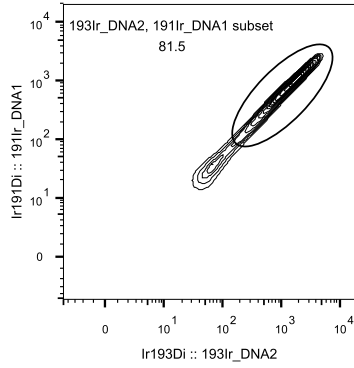
3293\_T073.fcs  
CD45+  
7785



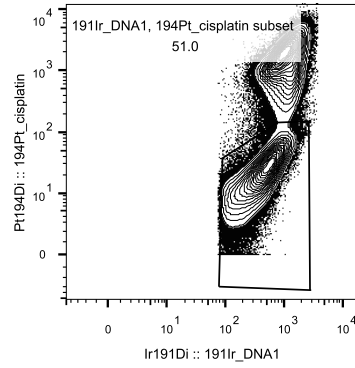
3293\_T073.fcs  
CD3+  
5902



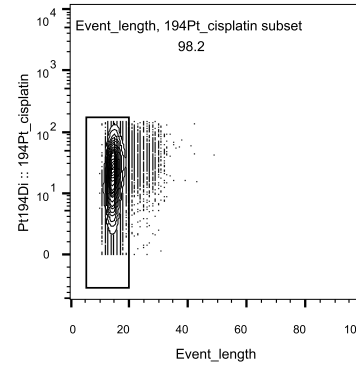
3293\_T073.fcs  
CD4+  
76.0



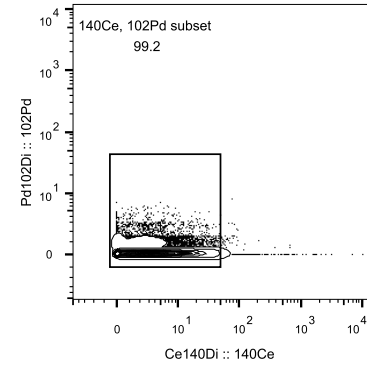
3294\_T074.fcs  
Ungated  
246441



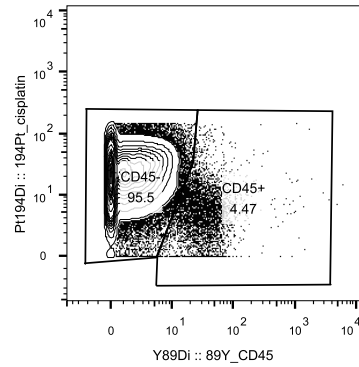
3294\_T074.fcs  
193Ir\_DNA2, 191Ir\_DNA1 subset  
200821



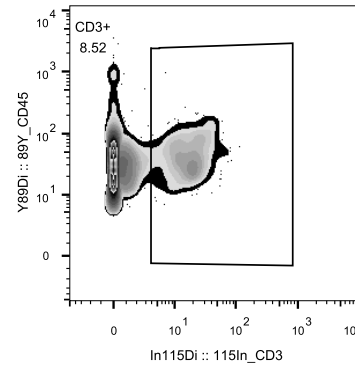
3294\_T074.fcs  
191Ir\_DNA1, 194Pt\_cisplatin subset  
102390



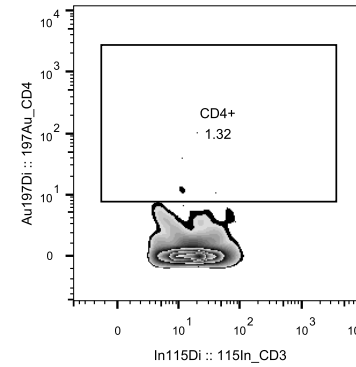
3294\_T074.fcs  
Event\_length, 194Pt\_cisplatin subset  
100536



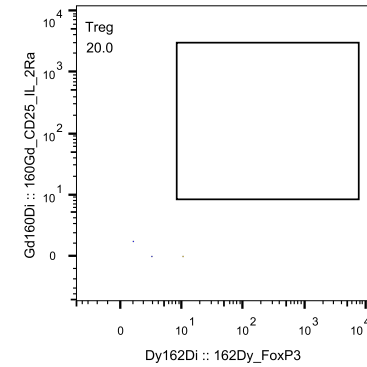
3294\_T074.fcs  
140Ce, 102Pd subset  
99737



3294\_T074.fcs  
CD45+  
4462

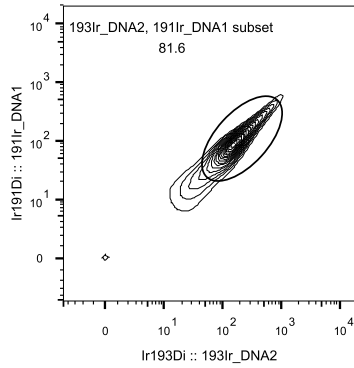


3294\_T074.fcs  
CD3+  
380

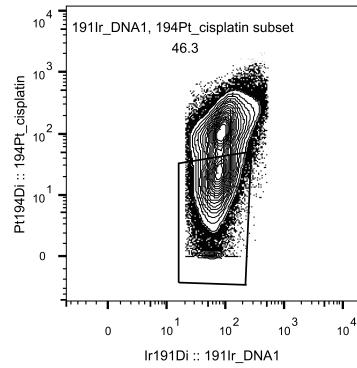


3294\_T074.fcs  
CD4+  
5.00

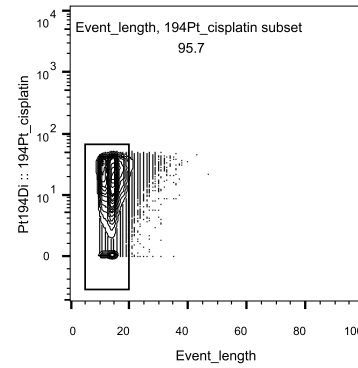




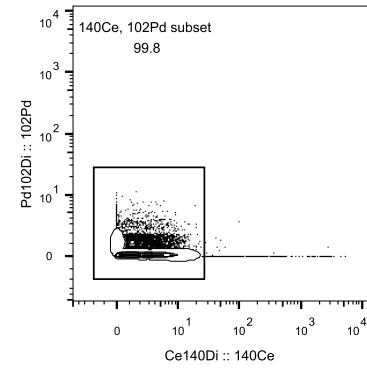
3353\_T076.fcs  
Ungated  
9.47E5



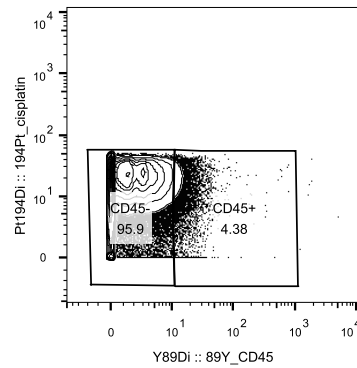
3353\_T076.fcs  
193Ir\_DNA2, 191Ir\_DNA1 subset  
7.73E5



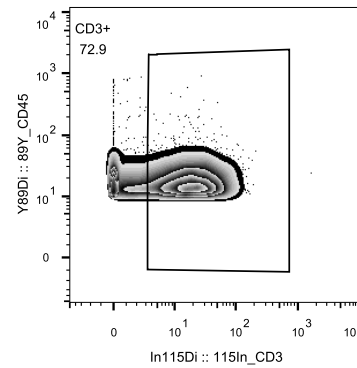
3353\_T076.fcs  
191Ir\_DNA1, 194Pt\_cisplatin subset  
358297



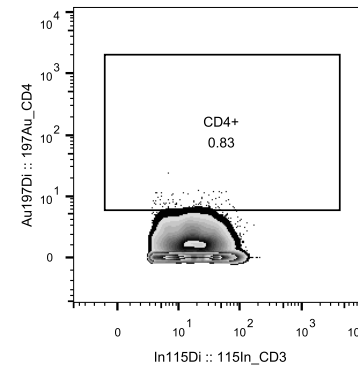
3353\_T076.fcs  
Event\_length, 194Pt\_cisplatin subset  
342764



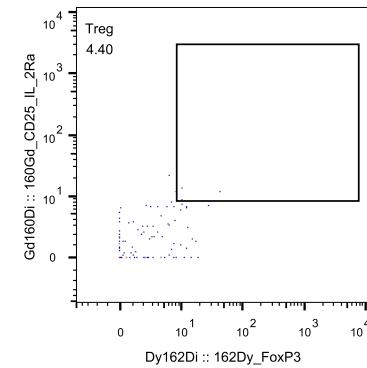
3353\_T076.fcs  
140Ce, 102Pd subset  
342233



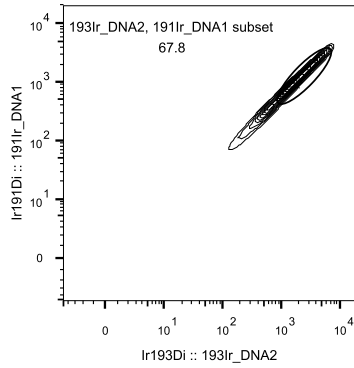
3353\_T076.fcs  
CD45+  
15000



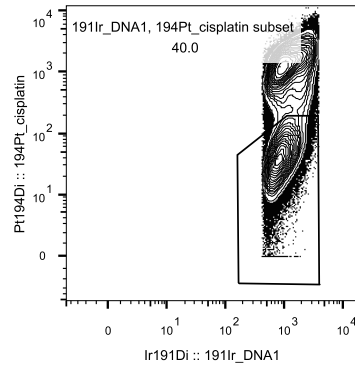
3353\_T076.fcs  
CD3+  
10940



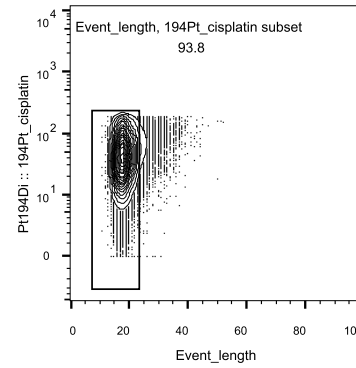
3353\_T076.fcs  
CD4+  
91.0



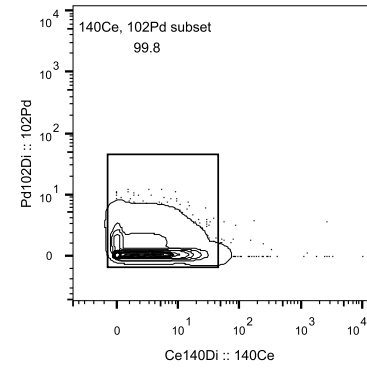
3353\_T077.fcs  
Ungated  
240768



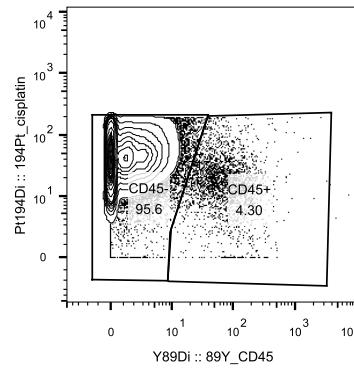
3353\_T077.fcs  
193Ir\_DNA2, 191Ir\_DNA1 subset  
163127



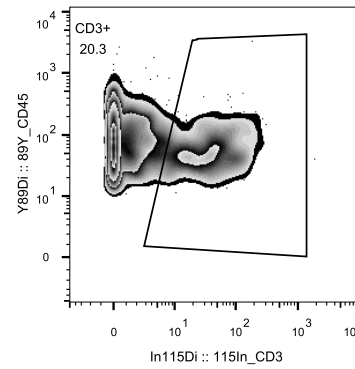
3353\_T077.fcs  
191Ir\_DNA1, 194Pt\_cisplatin subset  
65225



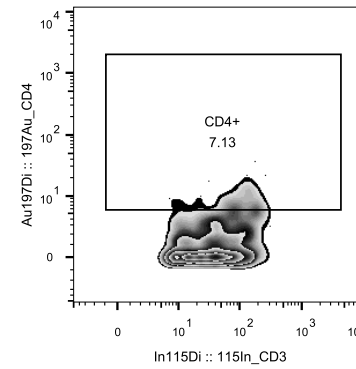
3353\_T077.fcs  
Event\_length, 194Pt\_cisplatin subset  
61193



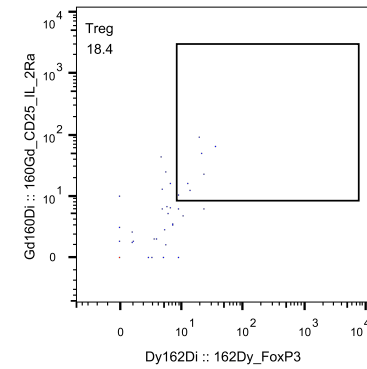
3353\_T077.fcs  
140Ce, 102Pd subset  
61078



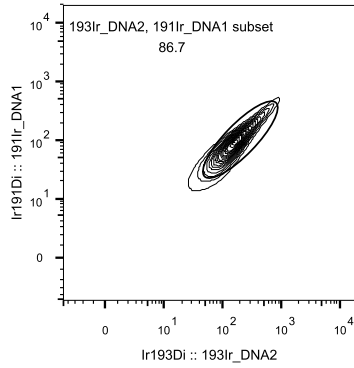
3353\_T077.fcs  
CD45+  
2628



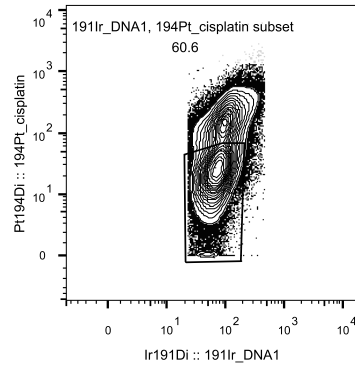
3353\_T077.fcs  
CD3+  
533



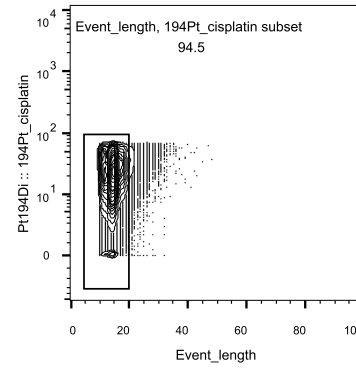
3353\_T077.fcs  
CD4+  
38.0



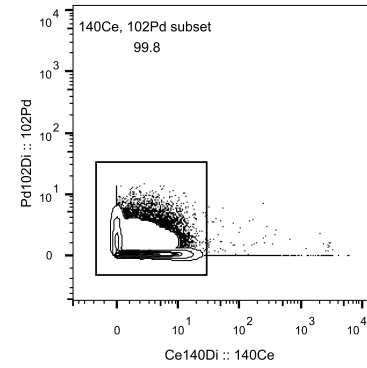
3353\_T078.fcs  
Ungated  
8.30E5



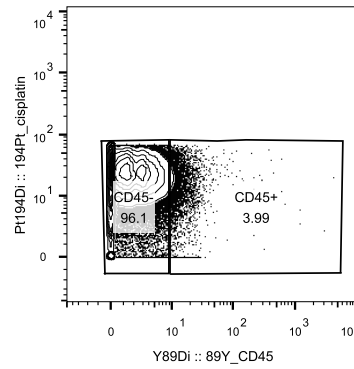
3353\_T078.fcs  
193Ir\_DNA2, 191Ir\_DNA1 subset  
7.19E5



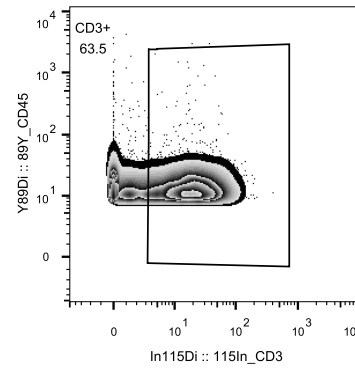
3353\_T078.fcs  
191Ir\_DNA1, 194Pt\_cisplatin subset  
4.36E5



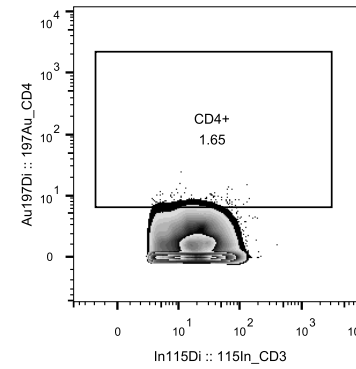
3353\_T078.fcs  
Event\_length, 194Pt\_cisplatin subset  
4.12E5



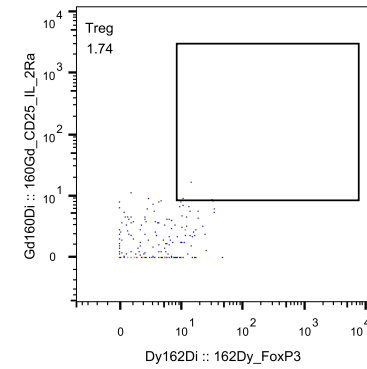
3353\_T078.fcs  
140Ce, 102Pd subset  
4.11E5



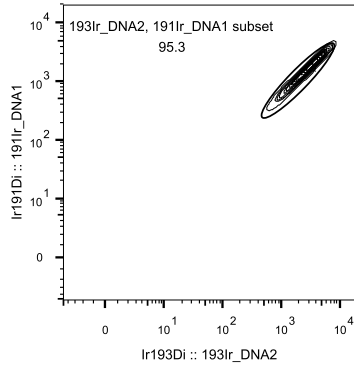
3353\_T078.fcs  
CD45+  
16378



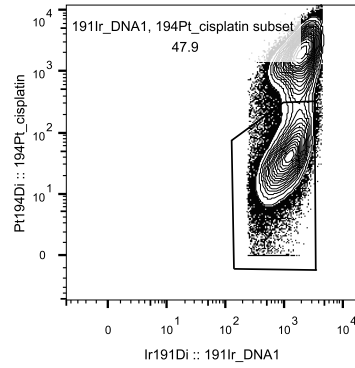
3353\_T078.fcs  
CD3+  
10407



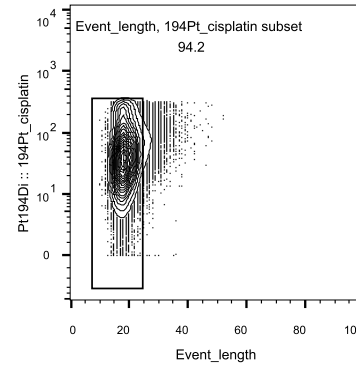
3353\_T078.fcs  
CD4+  
172



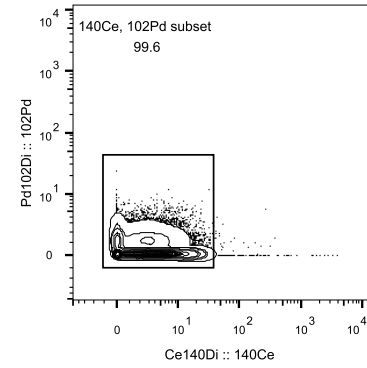
3353\_T079.fcs  
 Ungated  
 128774



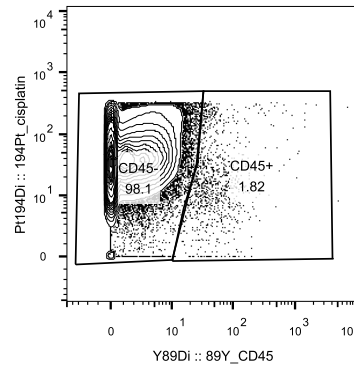
3353\_T079.fcs  
 193Ir\_DNA2, 191Ir\_DNA1 subset  
 122671



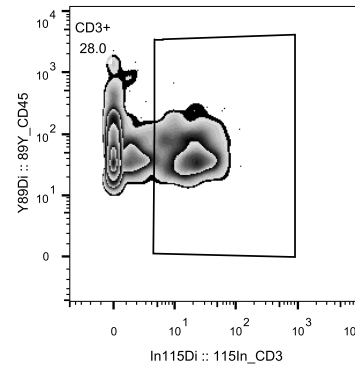
3353\_T079.fcs  
 191Ir\_DNA1, 194Pt\_cisplatin subset  
 58699



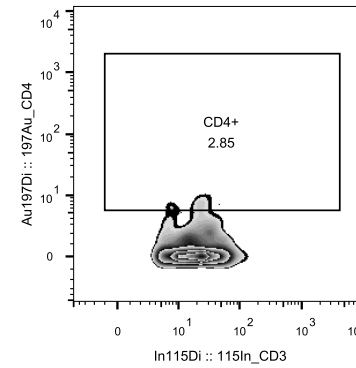
3353\_T079.fcs  
 Event\_length, 194Pt\_cisplatin subset  
 55299



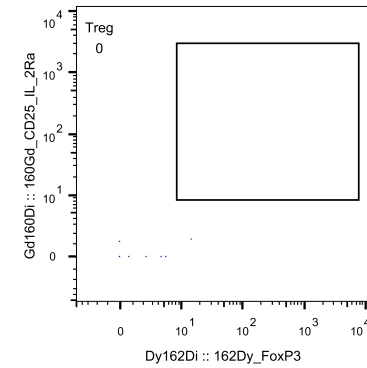
3353\_T079.fcs  
 140Ce, 102Pd subset  
 55084



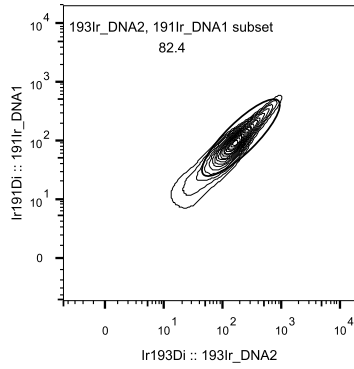
3353\_T079.fcs  
 CD45+  
 1004



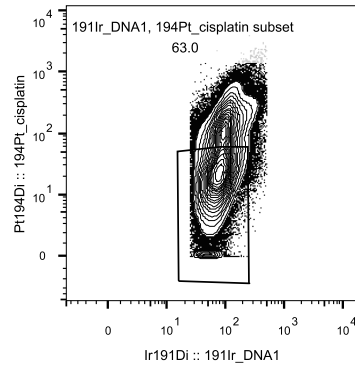
3353\_T079.fcs  
 CD3+  
 281



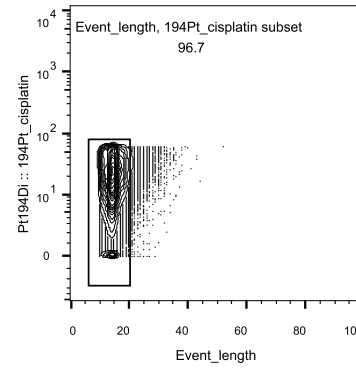
3353\_T079.fcs  
 CD4+  
 8.00



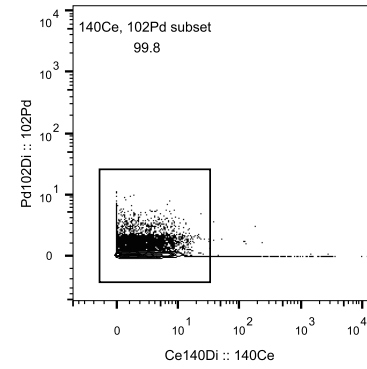
3353\_T080.fcs  
Ungated  
5.52E5



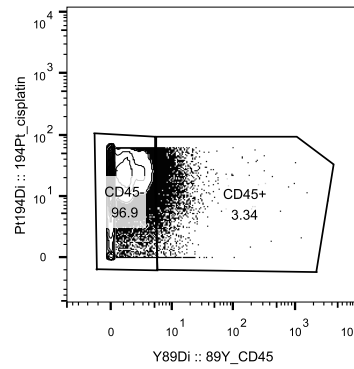
3353\_T080.fcs  
193Ir\_DNA2, 191Ir\_DNA1 subset  
4.55E5



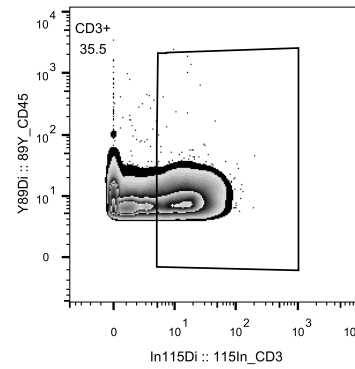
3353\_T080.fcs  
191Ir\_DNA1, 194Pt\_cisplatin subset  
286448



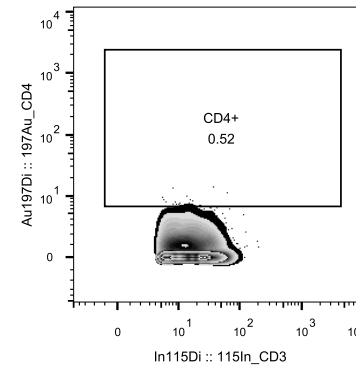
3353\_T080.fcs  
Event\_length, 194Pt\_cisplatin subset  
276886



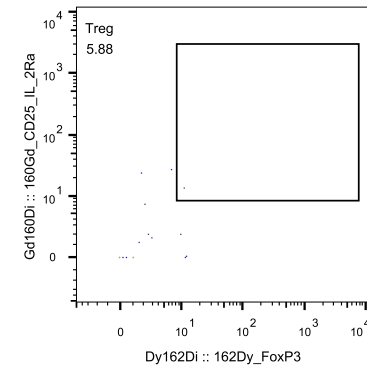
3353\_T080.fcs  
140Ce, 102Pd subset  
276469



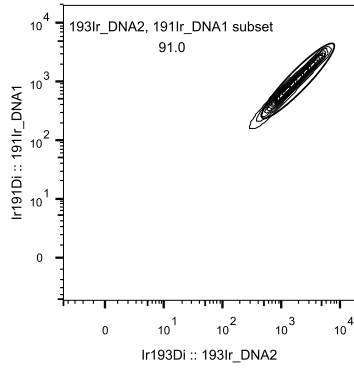
3353\_T080.fcs  
CD45+  
9236



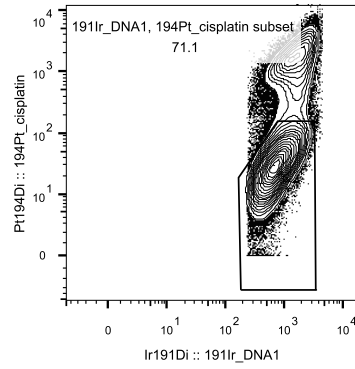
3353\_T080.fcs  
CD3+  
3275



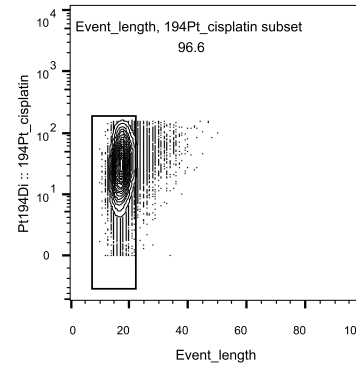
3353\_T080.fcs  
CD4+  
17.0



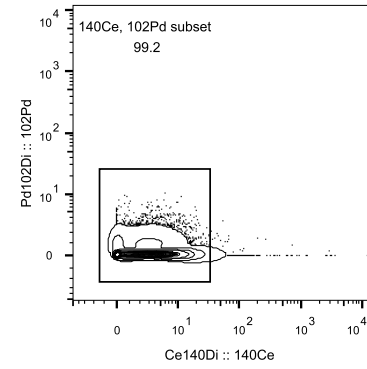
3363\_T083.fcs  
Ungated  
94309



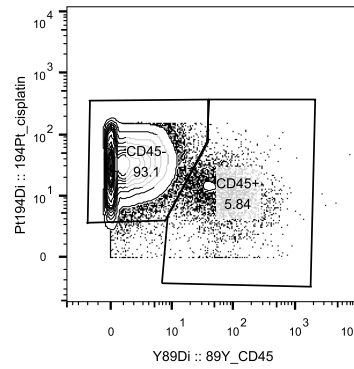
3363\_T083.fcs  
193Ir\_DNA2, 191Ir\_DNA1 subset  
85857



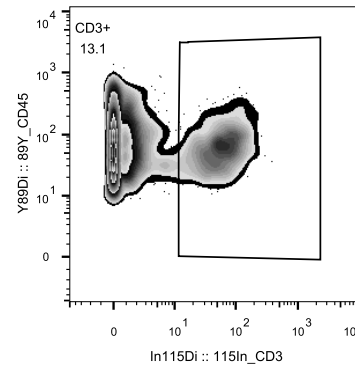
3363\_T083.fcs  
191Ir\_DNA1, 194Pt\_cisplatin subset  
61065



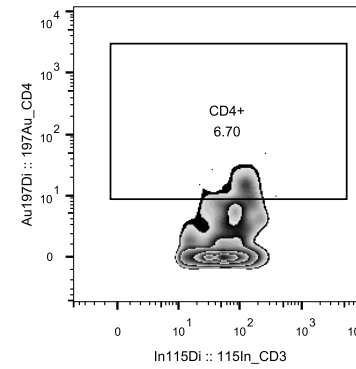
3363\_T083.fcs  
Event\_length, 194Pt\_cisplatin subset  
59000



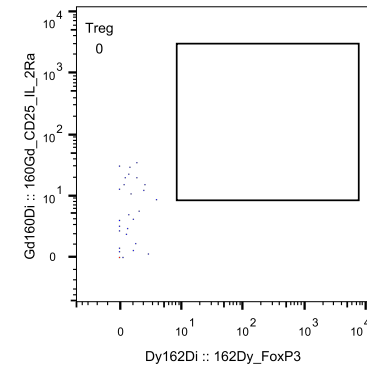
3363\_T083.fcs  
140Ce, 102Pd subset  
58551



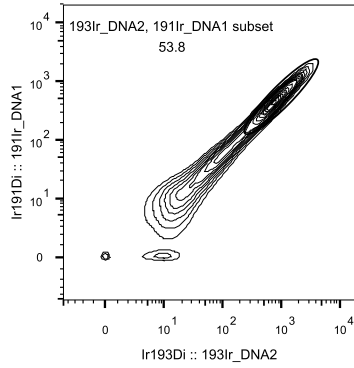
3363\_T083.fcs  
CD45+  
3421



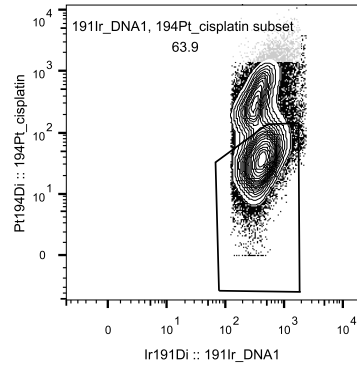
3363\_T083.fcs  
CD3+  
448



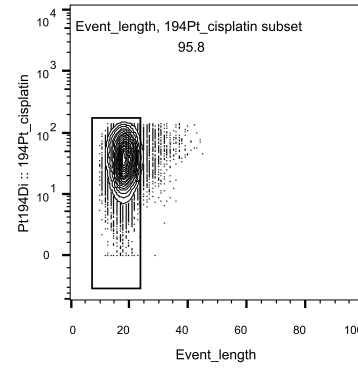
3363\_T083.fcs  
CD4+  
30.0



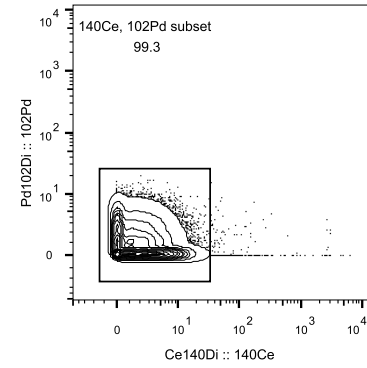
3363\_T084.fcs  
Ungated  
124922



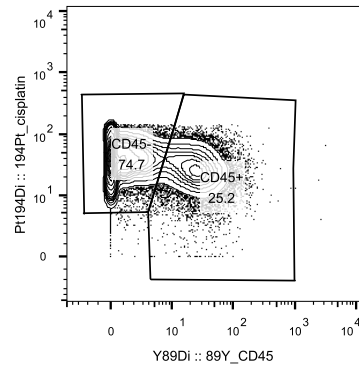
3363\_T084.fcs  
193Ir\_DNA2, 191Ir\_DNA1 subset  
67208



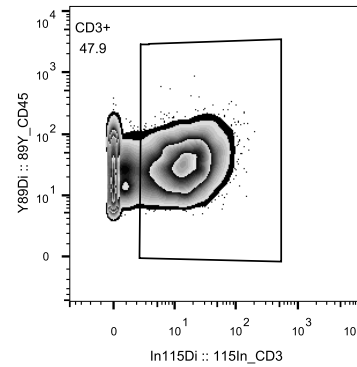
3363\_T084.fcs  
191Ir\_DNA1, 194Pt\_cisplatin subset  
42916



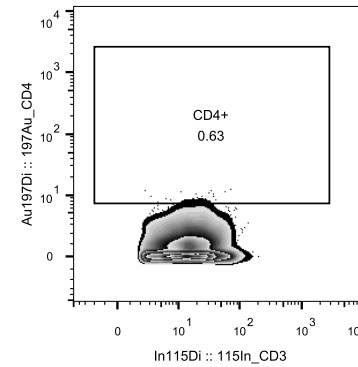
3363\_T084.fcs  
Event\_length, 194Pt\_cisplatin subset  
41113



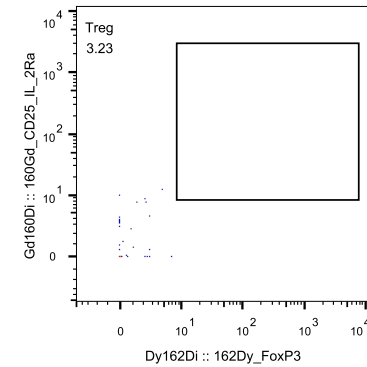
3363\_T084.fcs  
140Ce, 102Pd subset  
40842



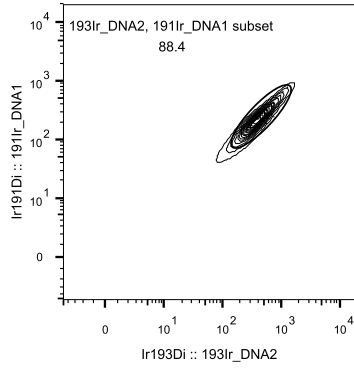
3363\_T084.fcs  
CD45+  
10272



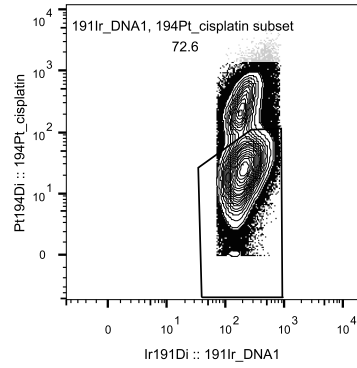
3363\_T084.fcs  
CD3+  
4920



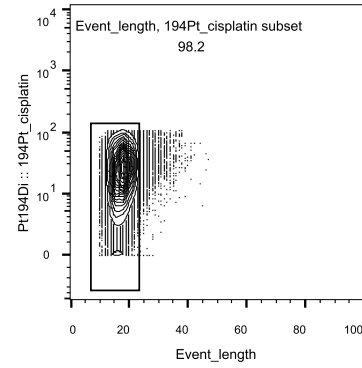
3363\_T084.fcs  
CD4+  
31.0



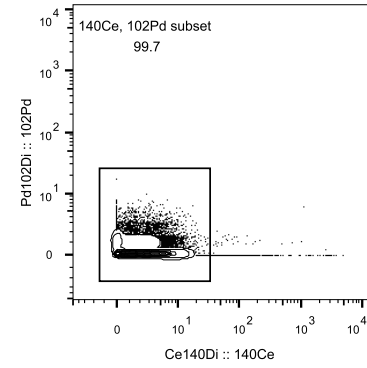
3364\_T082.fcs  
Ungated  
217720



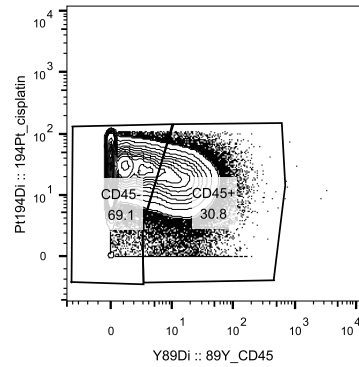
3364\_T082.fcs  
193Ir\_DNA2, 191Ir\_DNA1 subset  
192557



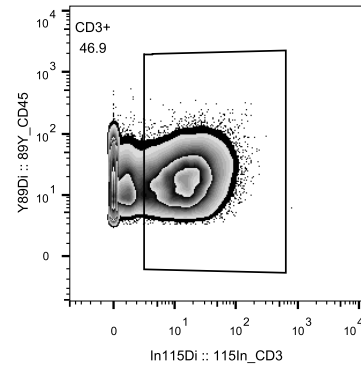
3364\_T082.fcs  
191Ir\_DNA1, 194Pt\_cisplatin subset  
139846



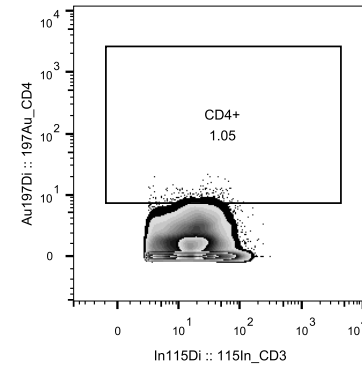
3364\_T082.fcs  
Event\_length, 194Pt\_cisplatin subset  
137287



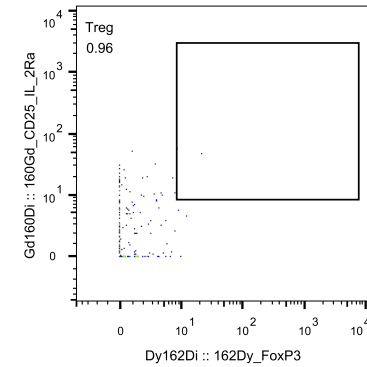
3364\_T082.fcs  
140Ce, 102Pd subset  
136893



3364\_T082.fcs  
CD45+  
42222

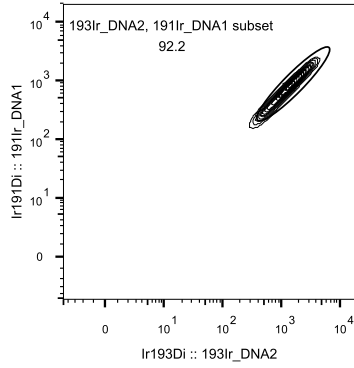


3364\_T082.fcs  
CD3+  
19811

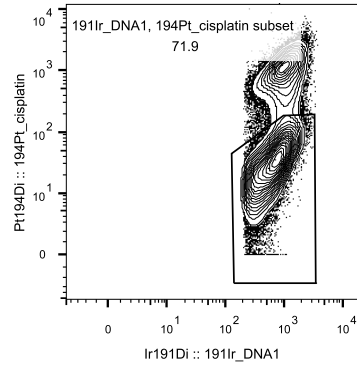


3364\_T082.fcs  
CD4+  
209

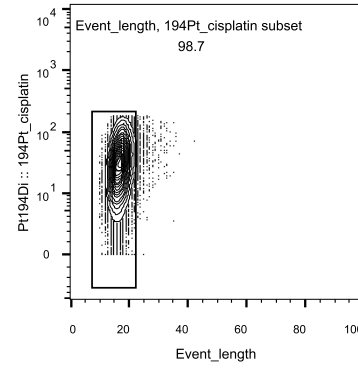




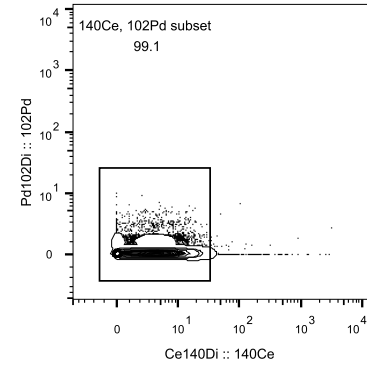
3364\_T085.fcs  
Ungated  
66305



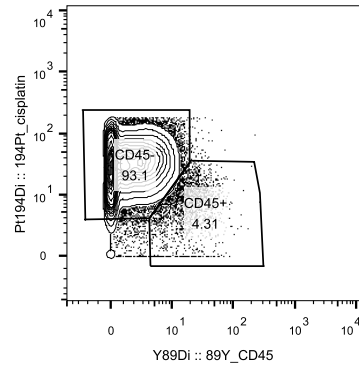
3364\_T085.fcs  
193Ir\_DNA2, 191Ir\_DNA1 subset  
61150



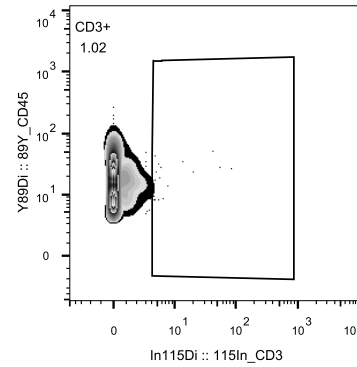
3364\_T085.fcs  
191Ir\_DNA1, 194Pt\_cisplatin subset  
43986



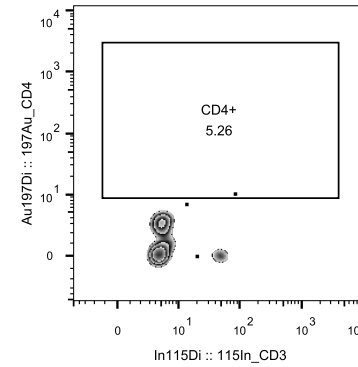
3364\_T085.fcs  
Event\_length, 194Pt\_cisplatin subset  
43418



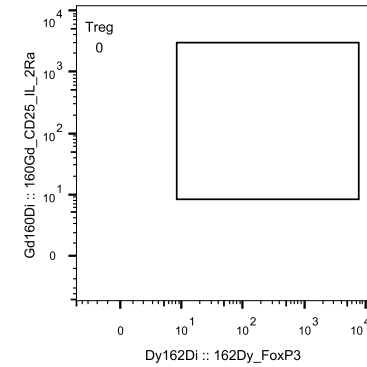
3364\_T085.fcs  
140Ce, 102Pd subset  
43047



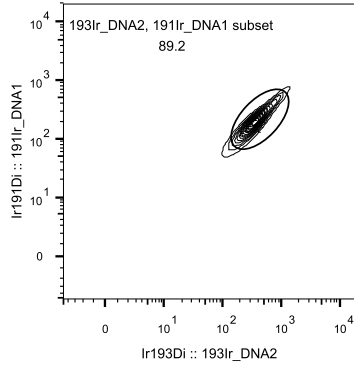
3364\_T085.fcs  
CD45+  
1856



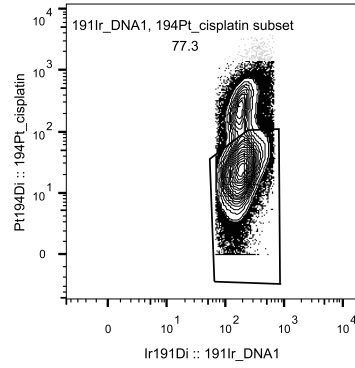
3364\_T085.fcs  
CD3+  
19.0



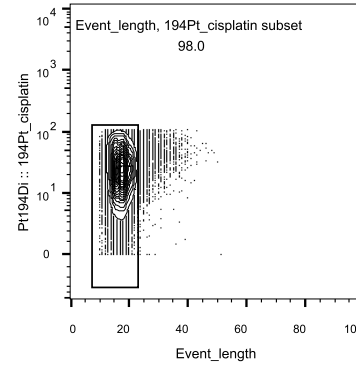
3364\_T085.fcs  
CD4+  
1.00



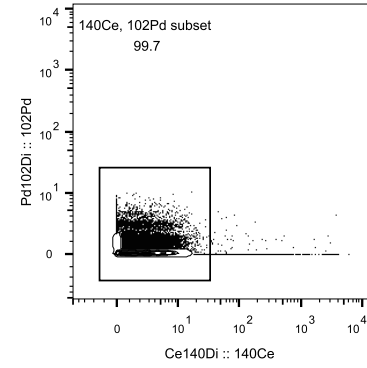
3364\_T086.fcs  
Ungated  
4.34E5



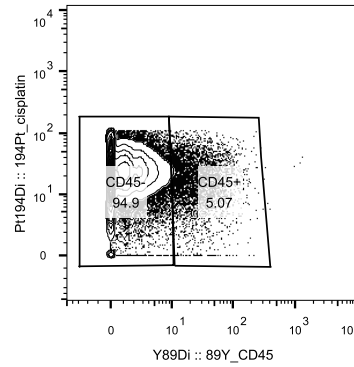
3364\_T086.fcs  
193Ir\_DNA2, 191Ir\_DNA1 subset  
386566



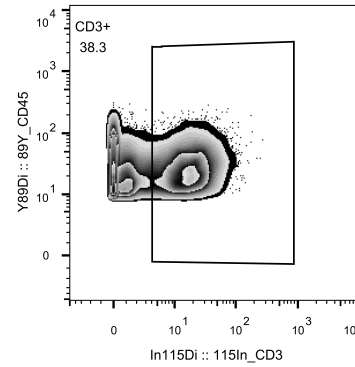
3364\_T086.fcs  
191Ir\_DNA1, 194Pt\_cisplatin subset  
298870



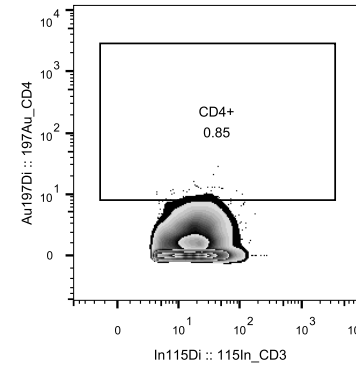
3364\_T086.fcs  
Event\_length, 194Pt\_cisplatin subset  
292943



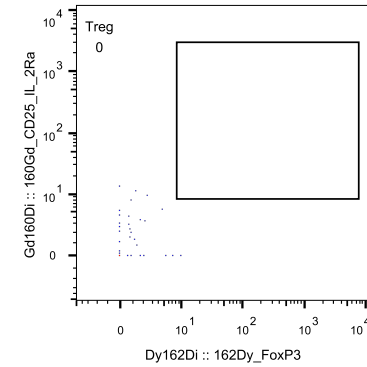
3364\_T086.fcs  
140Ce, 102Pd subset  
292144



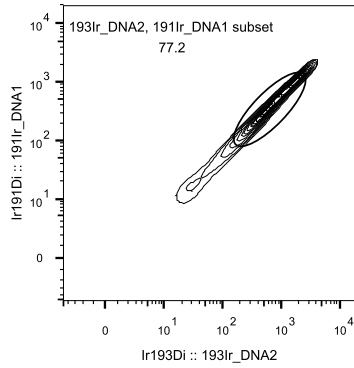
3364\_T086.fcs  
CD45+  
14808



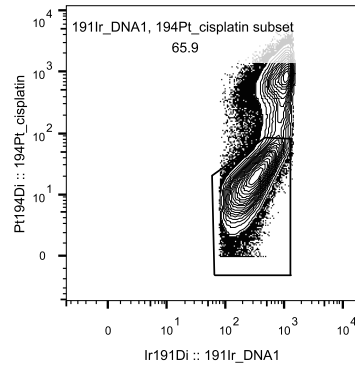
3364\_T086.fcs  
CD3+  
5668



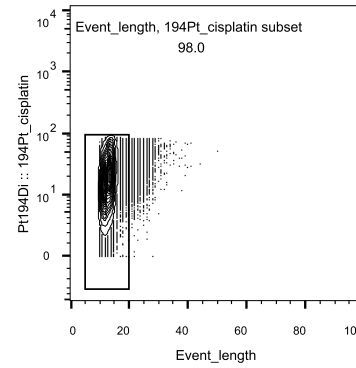
3364\_T086.fcs  
CD4+  
48.0



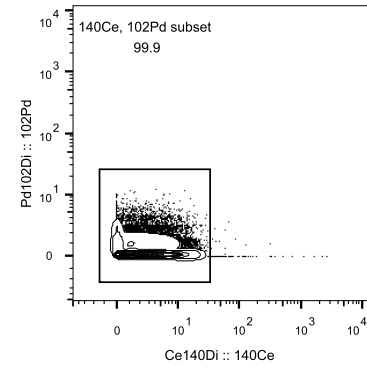
3415\_T087.fcs  
Ungated  
4.47E5



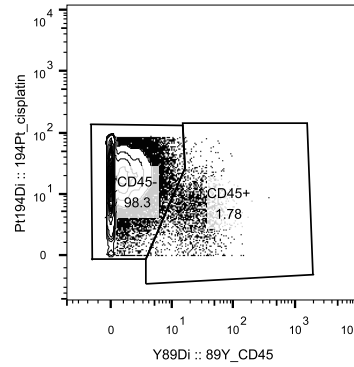
3415\_T087.fcs  
193Ir\_DNA2, 191Ir\_DNA1 subset  
345108



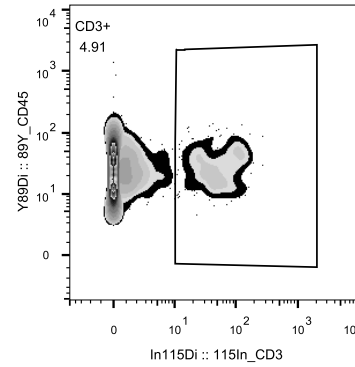
3415\_T087.fcs  
191Ir\_DNA1, 194Pt\_cisplatin subset  
227561



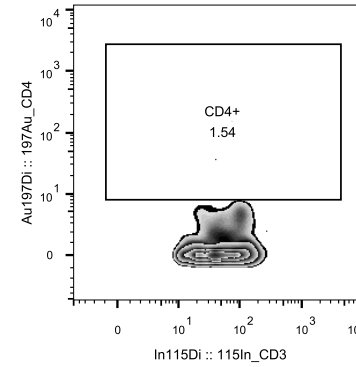
3415\_T087.fcs  
Event\_length, 194Pt\_cisplatin subset  
223071



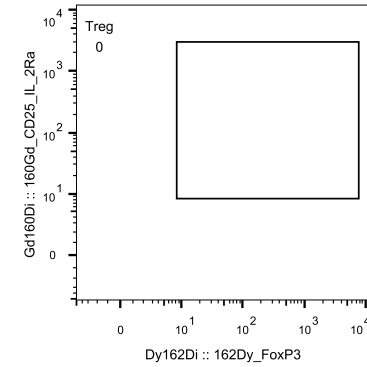
3415\_T087.fcs  
140Ce, 102Pd subset  
222897



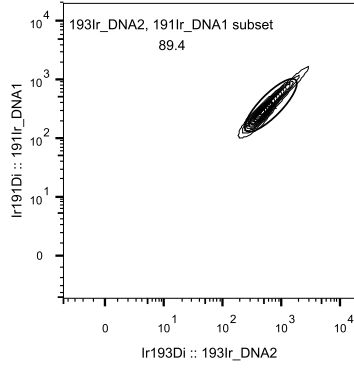
3415\_T087.fcs  
CD45+  
3973



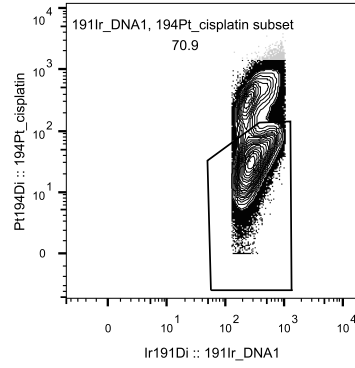
3415\_T087.fcs  
CD3+  
195



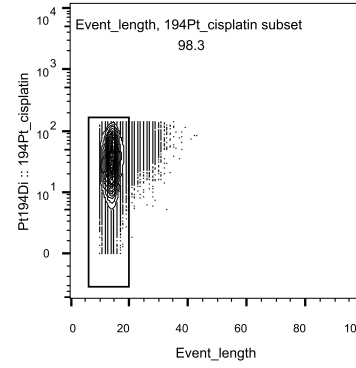
3415\_T087.fcs  
CD4+  
3.00



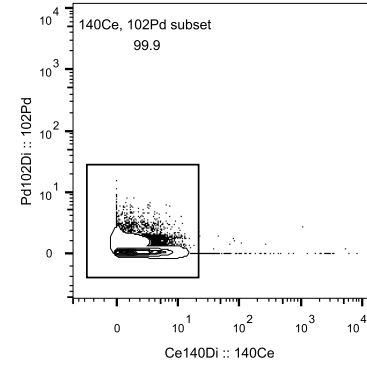
3416\_T088.fcs  
Ungated  
343762



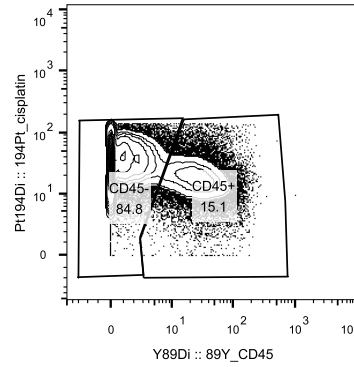
3416\_T088.fcs  
193Ir\_DNA2, 191Ir\_DNA1 subset  
307154



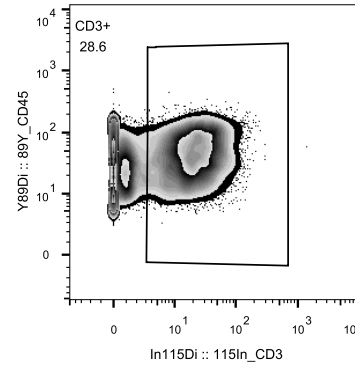
3416\_T088.fcs  
191Ir\_DNA1, 194Pt\_cisplatin subset  
217666



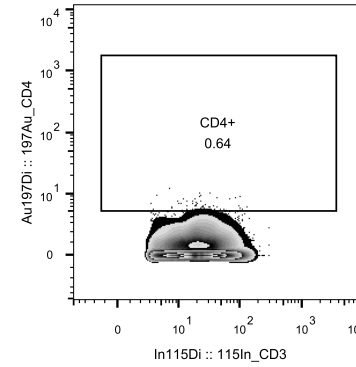
3416\_T088.fcs  
Event\_length, 194Pt\_cisplatin subset  
214057



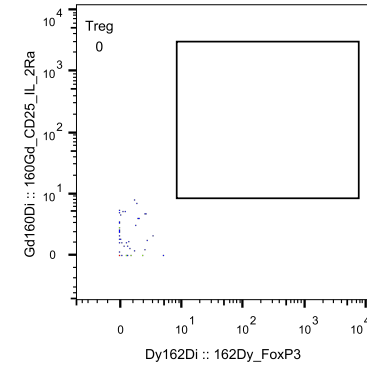
3416\_T088.fcs  
140Ce, 102Pd subset  
213897



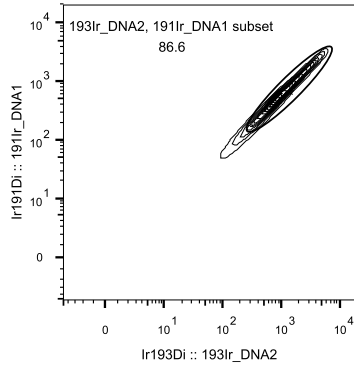
3416\_T088.fcs  
CD45+  
32200



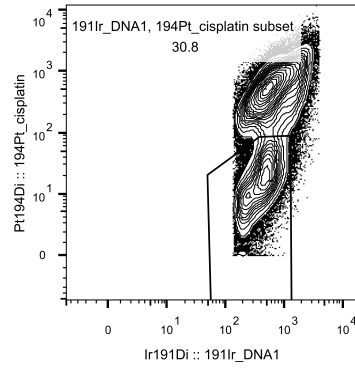
3416\_T088.fcs  
CD3+  
9225



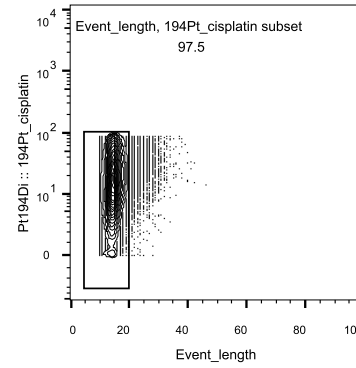
3416\_T088.fcs  
CD4+  
59.0



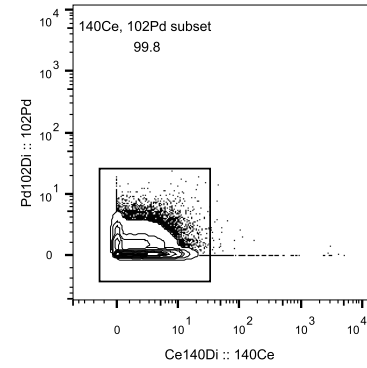
3443\_T089.fcs  
Ungated  
4.75E5



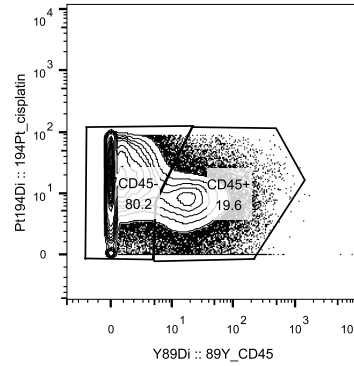
3443\_T089.fcs  
193Ir\_DNA2, 191Ir\_DNA1 subset  
4.11E5



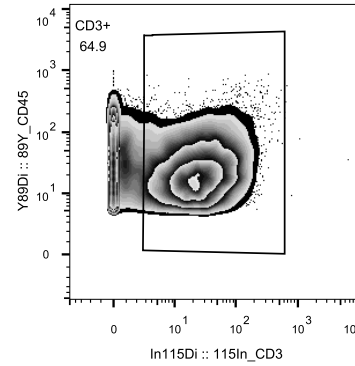
3443\_T089.fcs  
191Ir\_DNA1, 194Pt\_cisplatin subset  
126663



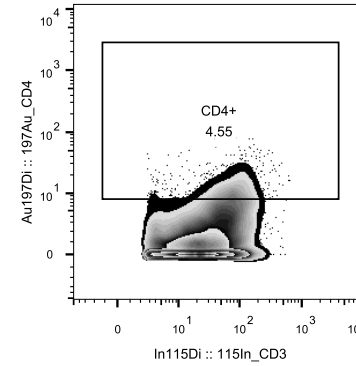
3443\_T089.fcs  
Event\_length, 194Pt\_cisplatin subset  
123495



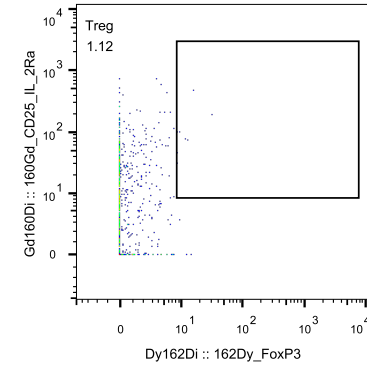
3443\_T089.fcs  
140Ce, 102Pd subset  
123251



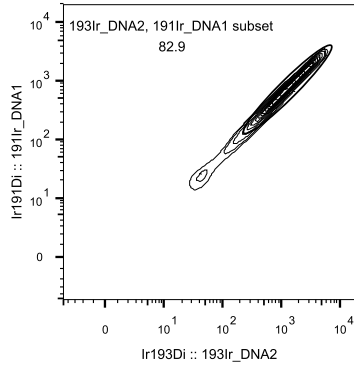
3443\_T089.fcs  
CD45+  
24206



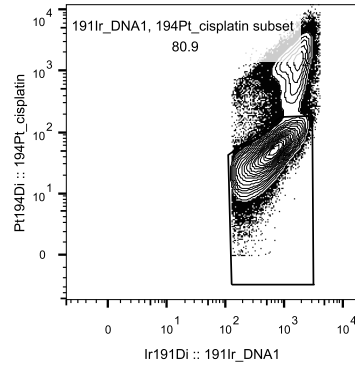
3443\_T089.fcs  
CD3+  
15705



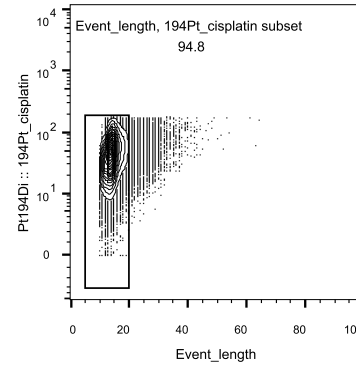
3443\_T089.fcs  
CD4+  
714



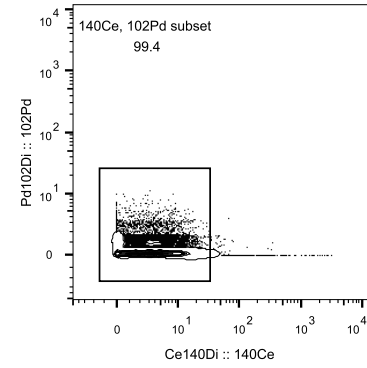
3477\_T093.fcs  
Ungated  
358499



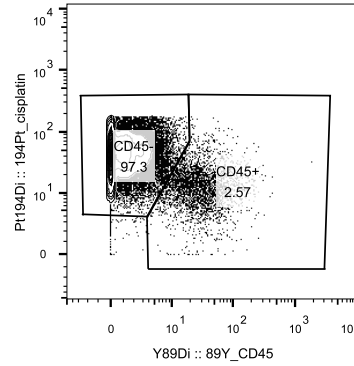
3477\_T093.fcs  
193Ir\_DNA2, 191Ir\_DNA1 subset  
297354



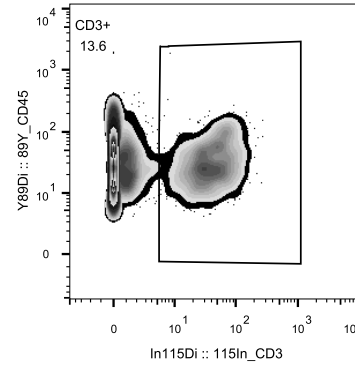
3477\_T093.fcs  
191Ir\_DNA1, 194Pt\_cisplatin subset  
240541



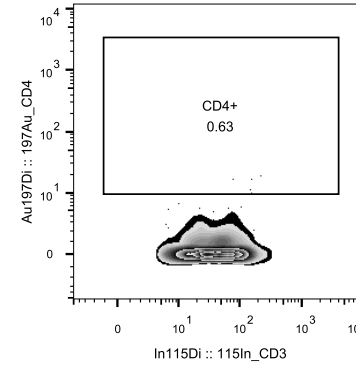
3477\_T093.fcs  
Event\_length, 194Pt\_cisplatin subset  
228066



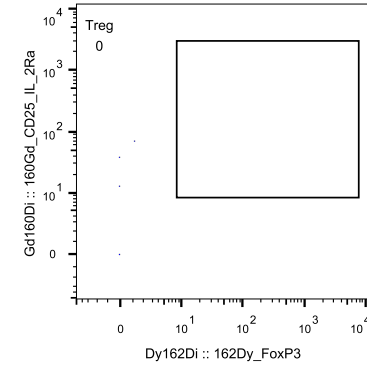
3477\_T093.fcs  
140Ce, 102Pd subset  
226692



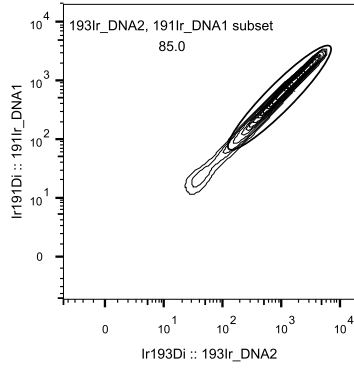
3477\_T093.fcs  
CD45+  
5828



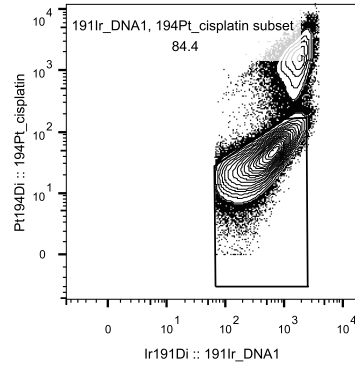
3477\_T093.fcs  
CD3+  
793



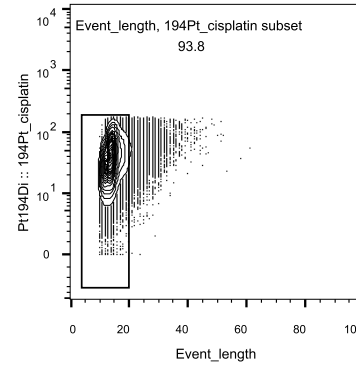
3477\_T093.fcs  
CD4+  
5.00



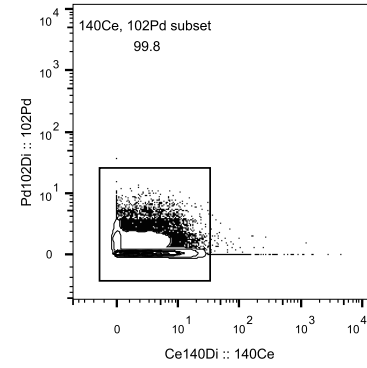
3478\_T095.fcs  
Ungated  
366800



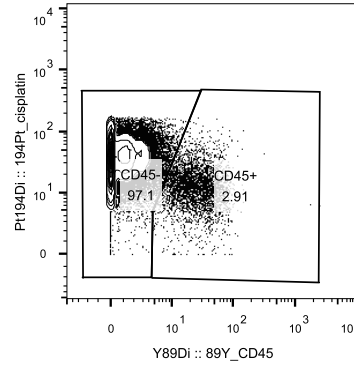
3478\_T095.fcs  
193Ir\_DNA2, 191Ir\_DNA1 subset  
311702



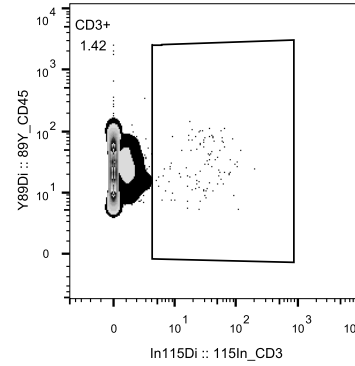
3478\_T095.fcs  
191Ir\_DNA1, 194Pt\_cisplatin subset  
263028



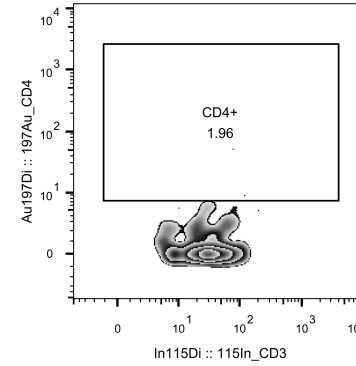
3478\_T095.fcs  
Event\_length, 194Pt\_cisplatin subset  
246716



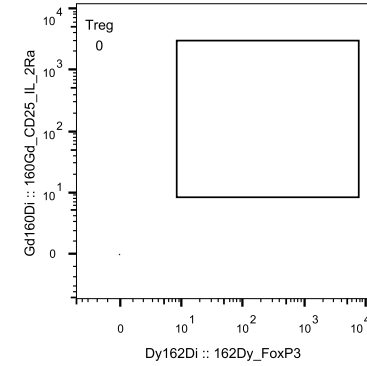
3478\_T095.fcs  
140Ce, 102Pd subset  
246225



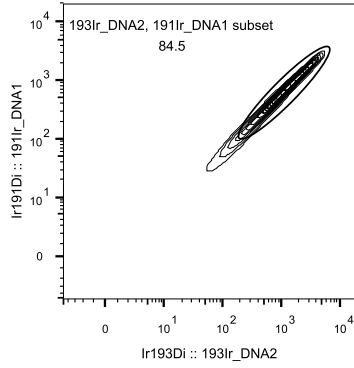
3478\_T095.fcs  
CD45+  
7162



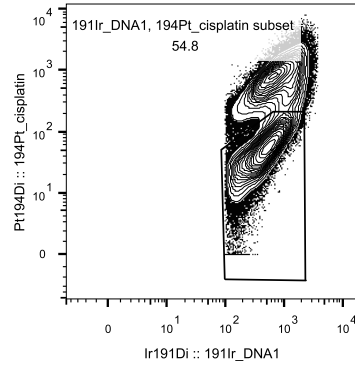
3478\_T095.fcs  
CD3+  
102



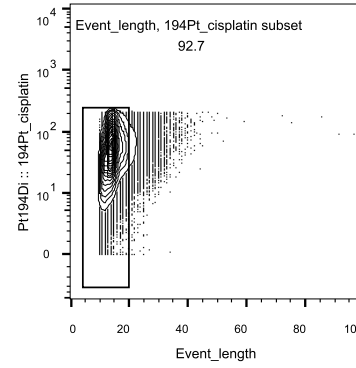
3478\_T095.fcs  
CD4+  
2.00



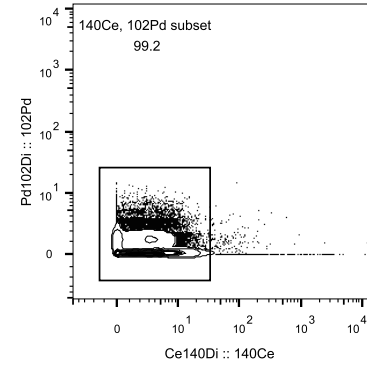
3479\_T091.fcs  
Ungated  
5.20E5



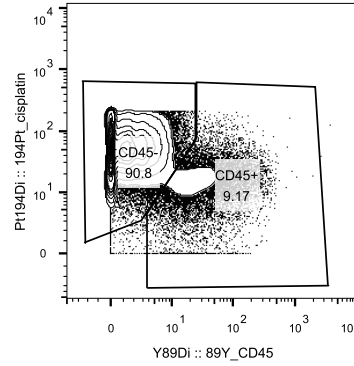
3479\_T091.fcs  
193Ir\_DNA2, 191Ir\_DNA1 subset  
4.40E5



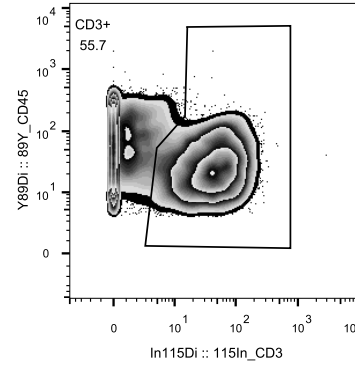
3479\_T091.fcs  
191Ir\_DNA1, 194Pt\_cisplatin subset  
240974



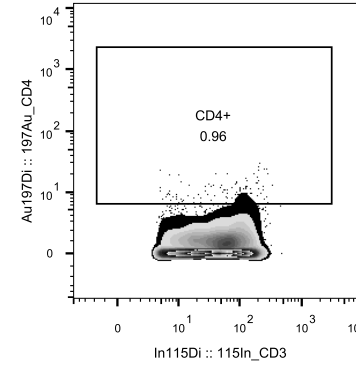
3479\_T091.fcs  
Event\_length, 194Pt\_cisplatin subset  
223388



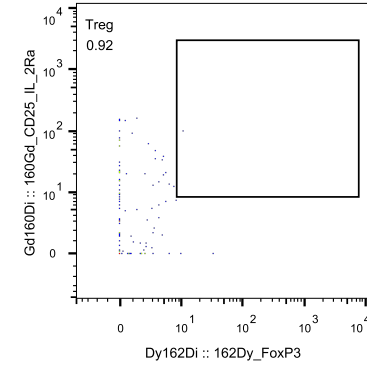
3479\_T091.fcs  
140Ce, 102Pd subset  
221698



3479\_T091.fcs  
CD45+  
20329

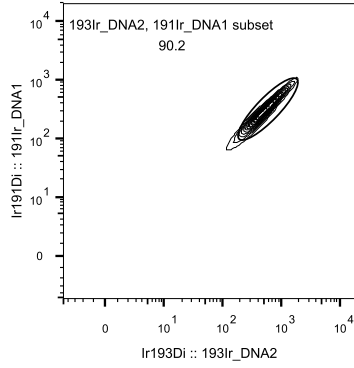


3479\_T091.fcs  
CD3+  
11330

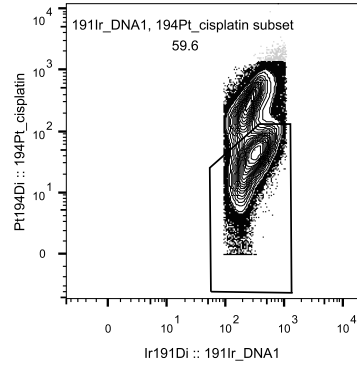


3479\_T091.fcs  
CD4+  
109

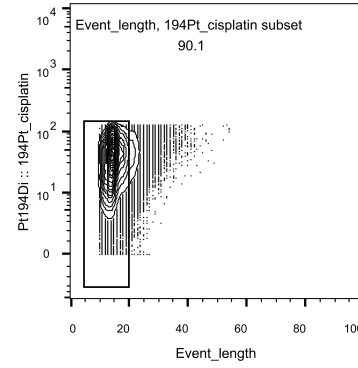




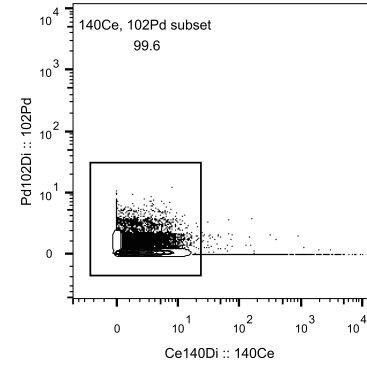
3479\_T092.fcs  
Ungated  
7.34E5



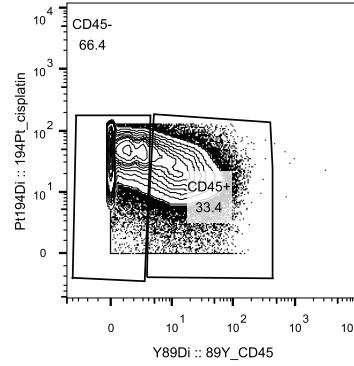
3479\_T092.fcs  
193Ir\_DNA2, 191Ir\_DNA1 subset  
6.62E5



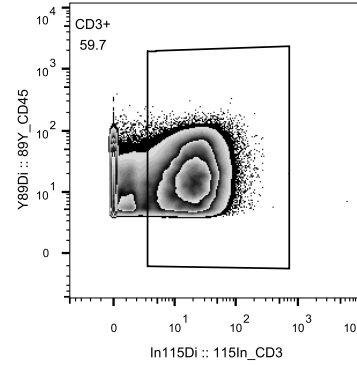
3479\_T092.fcs  
191Ir\_DNA1, 194Pt\_cisplatin subset  
394066



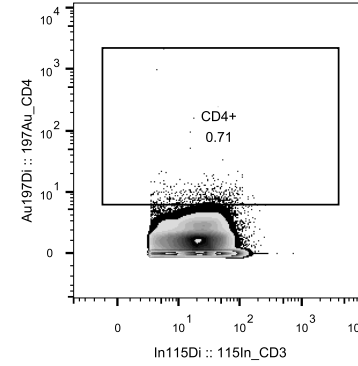
3479\_T092.fcs  
Event\_length, 194Pt\_cisplatin subset  
355013



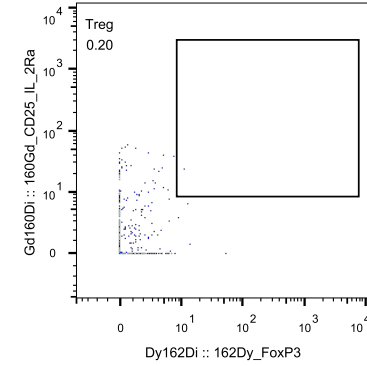
3479\_T092.fcs  
140Ce, 102Pd subset  
353677



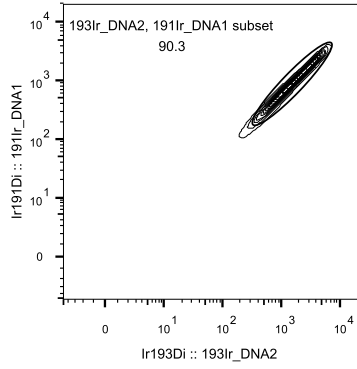
3479\_T092.fcs  
CD45+  
118256



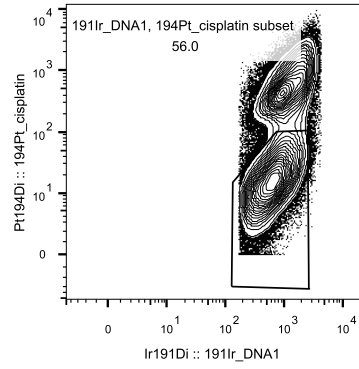
3479\_T092.fcs  
CD3+  
70579



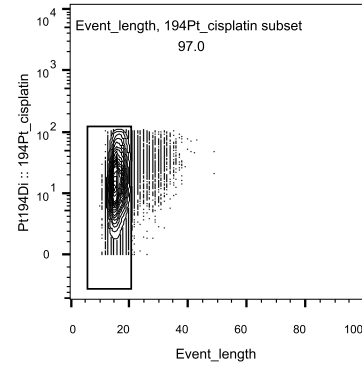
3479\_T092.fcs  
CD4+  
498



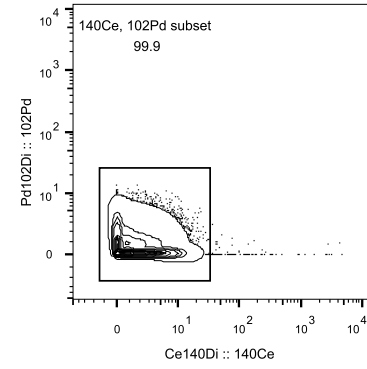
3532\_T097.fcs  
Ungated  
266265



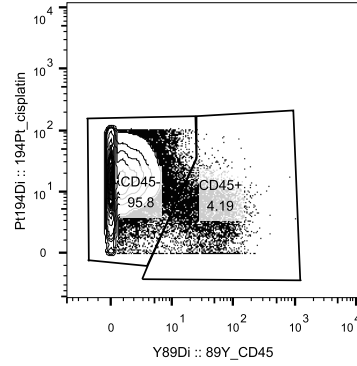
3532\_T097.fcs  
193Ir\_DNA2, 191Ir\_DNA1 subset  
240367



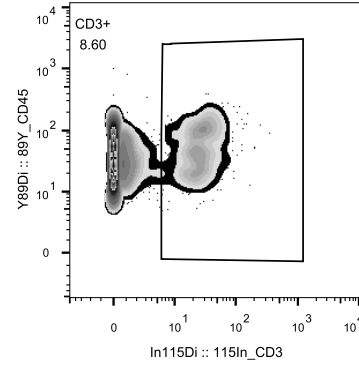
3532\_T097.fcs  
191Ir\_DNA1, 194Pt\_cisplatin subset  
134675



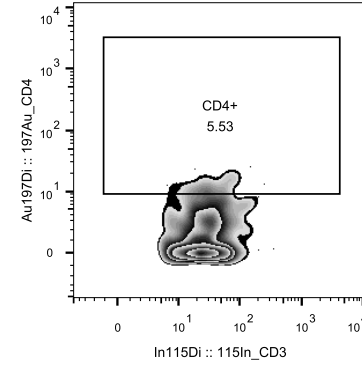
3532\_T097.fcs  
Event\_length, 194Pt\_cisplatin subset  
130600



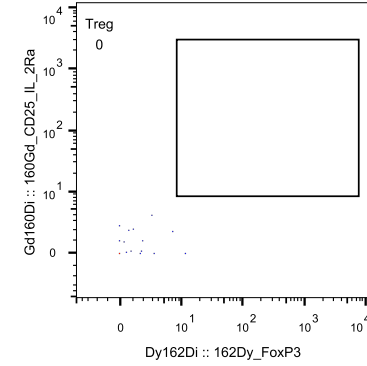
3532\_T097.fcs  
140Ce, 102Pd subset  
130482



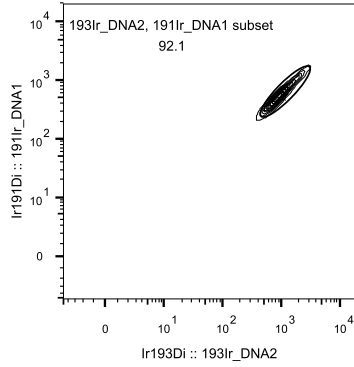
3532\_T097.fcs  
CD45+  
5462



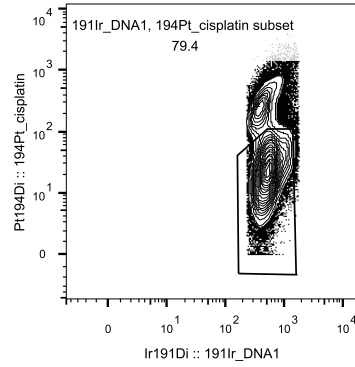
3532\_T097.fcs  
CD3+  
470



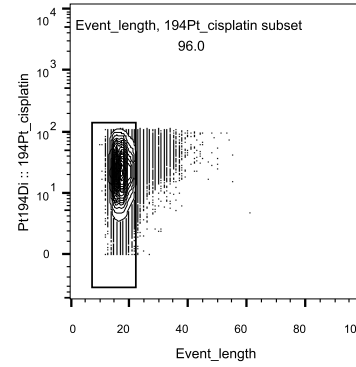
3532\_T097.fcs  
CD4+  
26.0



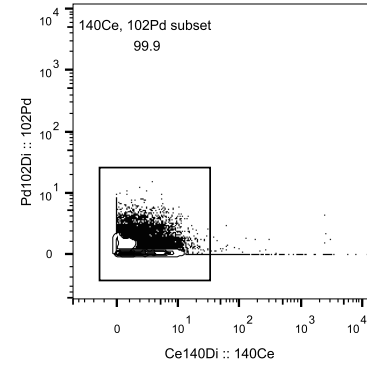
3533\_T098.fcs  
Ungated  
5.49E5



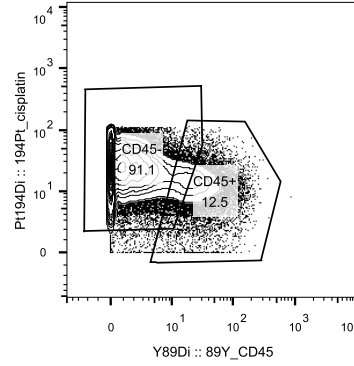
3533\_T098.fcs  
193Ir\_DNA2, 191Ir\_DNA1 subset  
5.05E5



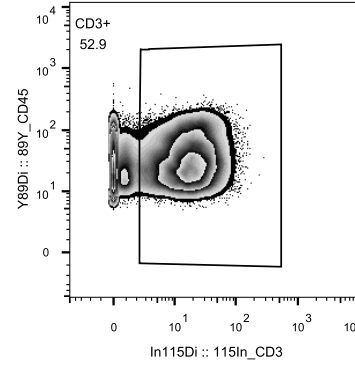
3533\_T098.fcs  
191Ir\_DNA1, 194Pt\_cisplatin subset  
4.01E5



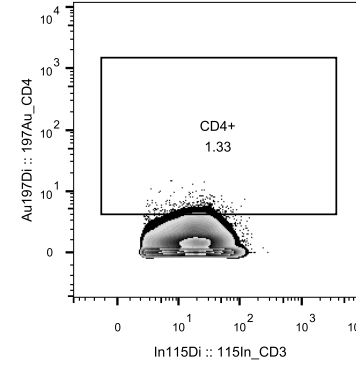
3533\_T098.fcs  
Event\_length, 194Pt\_cisplatin subset  
385129



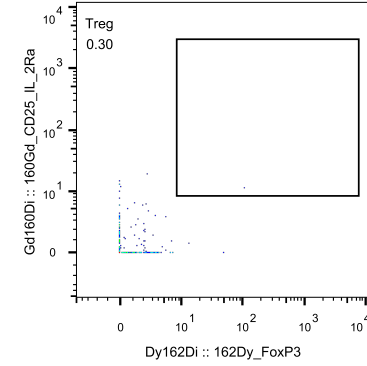
3533\_T098.fcs  
140Ce, 102Pd subset  
384815



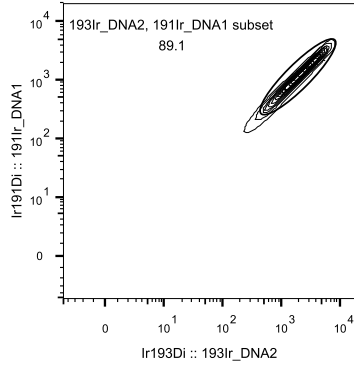
3533\_T098.fcs  
CD45+  
47915



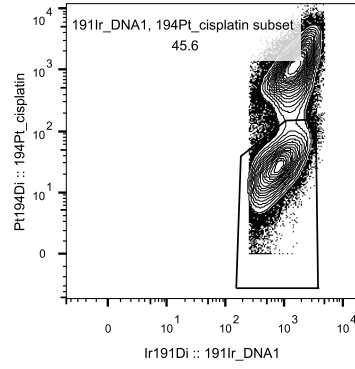
3533\_T098.fcs  
CD3+  
25333



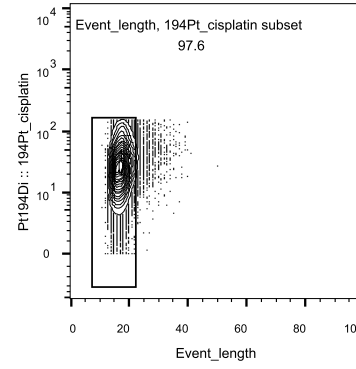
3533\_T098.fcs  
CD4+  
336



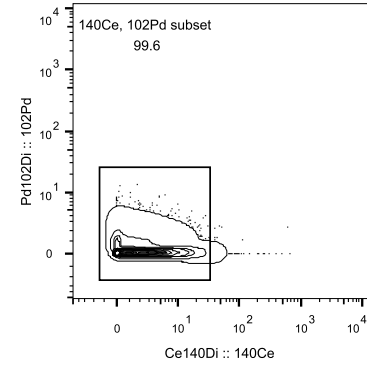
3533\_T099.fcs  
Ungated  
136401



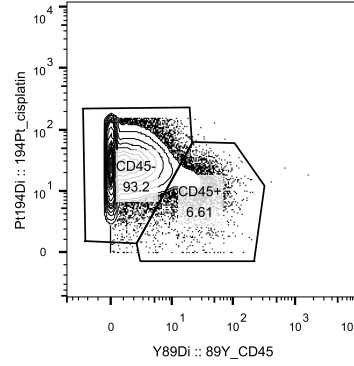
3533\_T099.fcs  
193Ir\_DNA2, 191Ir\_DNA1 subset  
121497



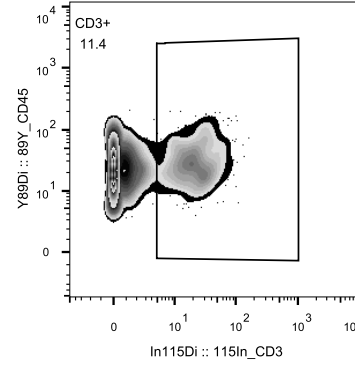
3533\_T099.fcs  
191Ir\_DNA1, 194Pt\_cisplatin subset  
55450



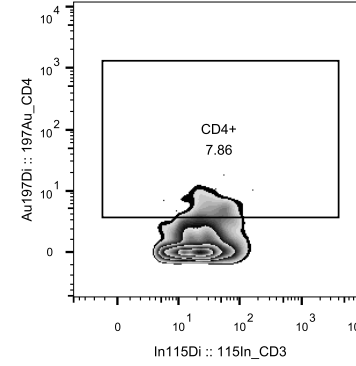
3533\_T099.fcs  
Event\_length, 194Pt\_cisplatin subset  
54098



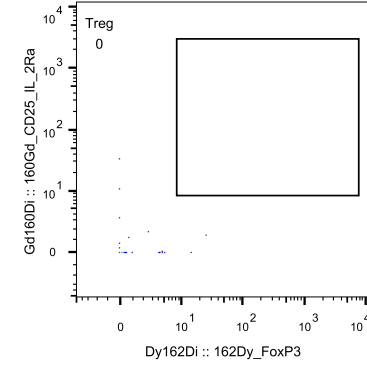
3533\_T099.fcs  
140Ce, 102Pd subset  
53873



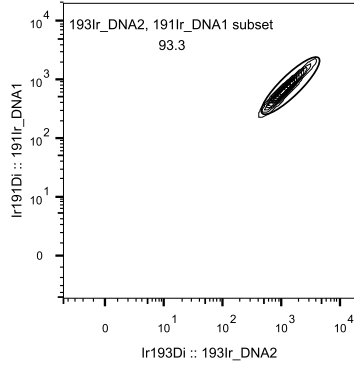
3533\_T099.fcs  
CD45+  
3562



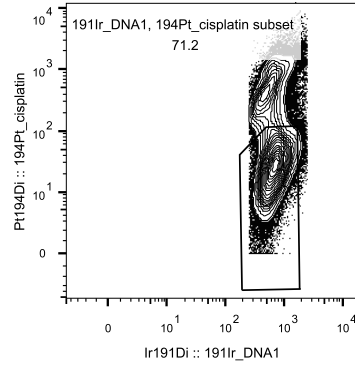
3533\_T099.fcs  
CD3+  
407



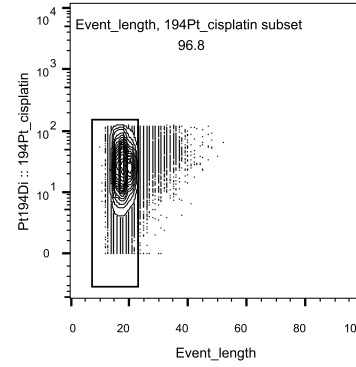
3533\_T099.fcs  
CD4+  
32.0



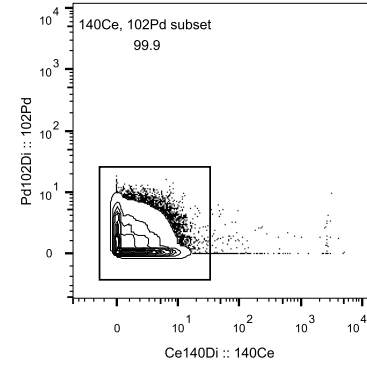
3533\_T100.fcs  
Ungated  
374694



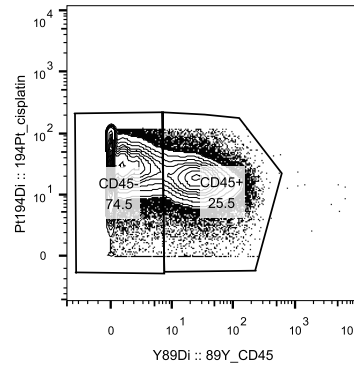
3533\_T100.fcs  
193Ir\_DNA2, 191Ir\_DNA1 subset  
349433



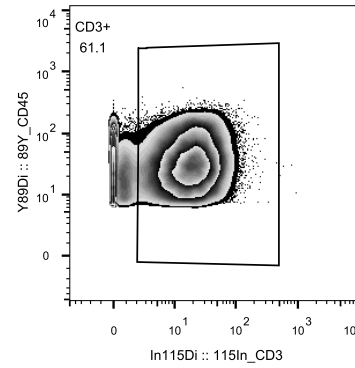
3533\_T100.fcs  
191Ir\_DNA1, 194Pt\_cisplatin subset  
248957



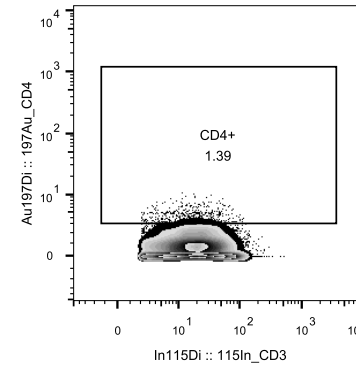
3533\_T100.fcs  
Event\_length, 194Pt\_cisplatin subset  
240891



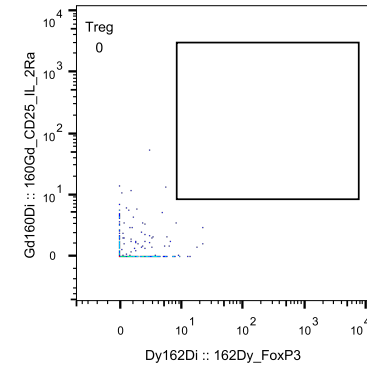
3533\_T100.fcs  
140Ce, 102Pd subset  
240644



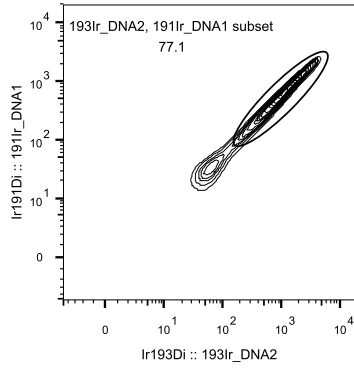
3533\_T100.fcs  
CD45+  
61345



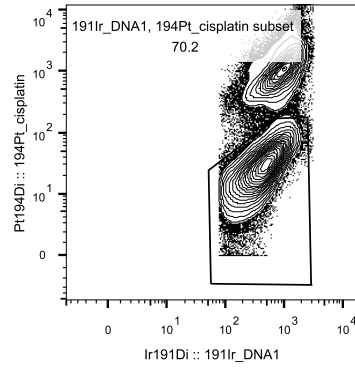
3533\_T100.fcs  
CD3+  
37455



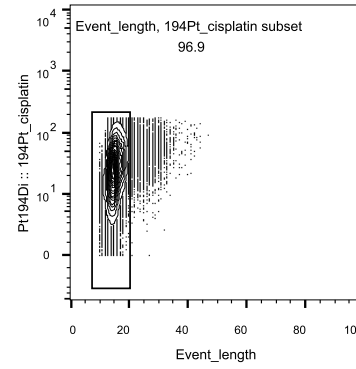
3533\_T100.fcs  
CD4+  
519



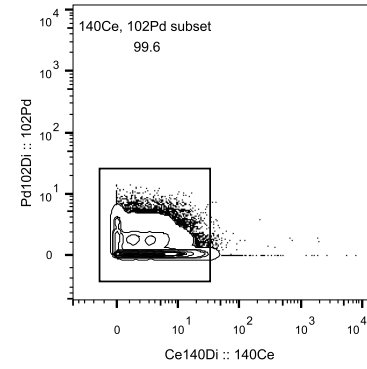
3550\_T101.fcs  
Ungated  
5.17E5



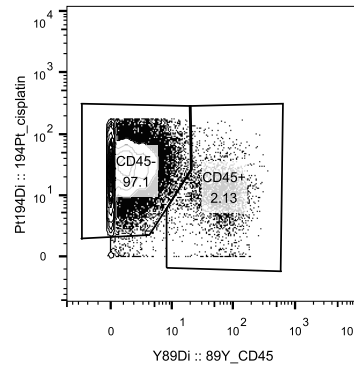
3550\_T101.fcs  
193Ir\_DNA2, 191Ir\_DNA1 subset  
399064



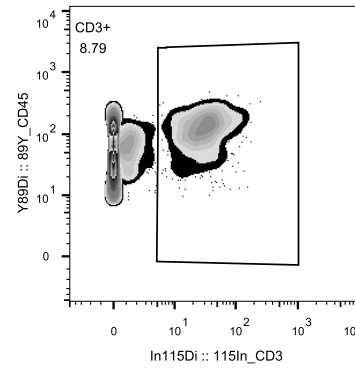
3550\_T101.fcs  
191Ir\_DNA1, 194Pt\_cisplatin subset  
280024



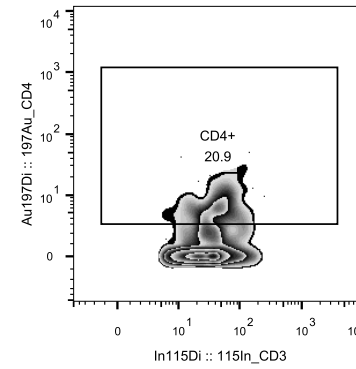
3550\_T101.fcs  
Event\_length, 194Pt\_cisplatin subset  
271324



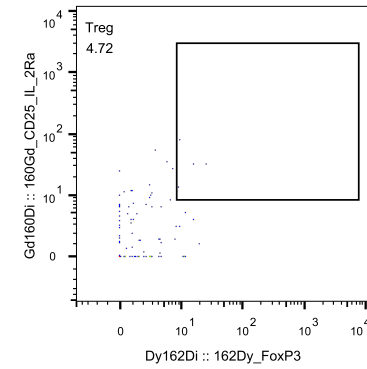
3550\_T101.fcs  
140Ce, 102Pd subset  
270374



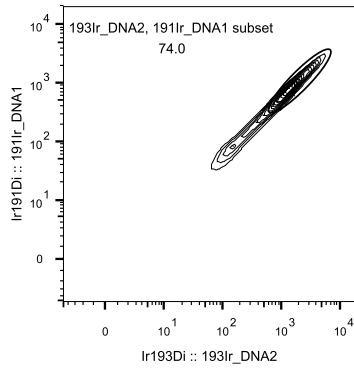
3550\_T101.fcs  
CD45+  
5755



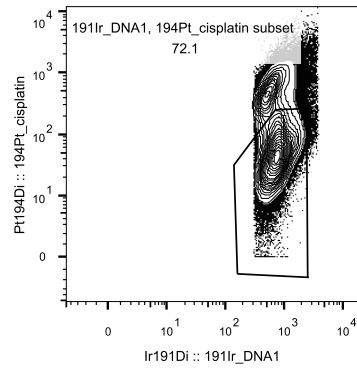
3550\_T101.fcs  
CD3+  
506



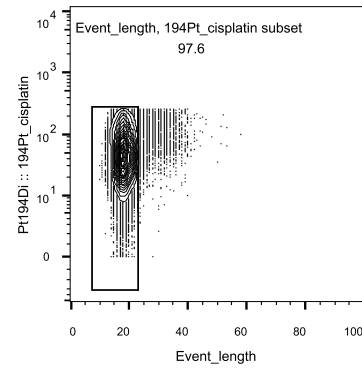
3550\_T101.fcs  
CD4+  
106



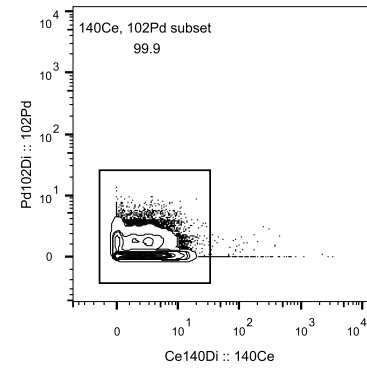
3551\_T102.fcs  
Ungated  
229675



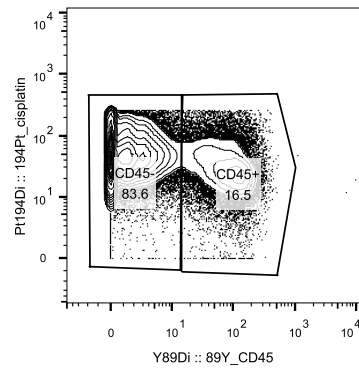
3551\_T102.fcs  
193Ir\_DNA2, 191Ir\_DNA1 subset  
170053



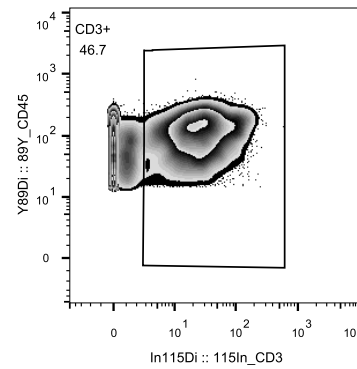
3551\_T102.fcs  
191Ir\_DNA1, 194Pt\_cisplatin subset  
122577



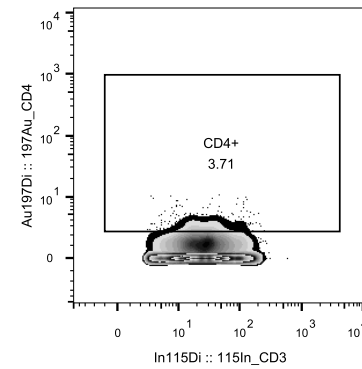
3551\_T102.fcs  
Event\_length, 194Pt\_cisplatin subset  
119580



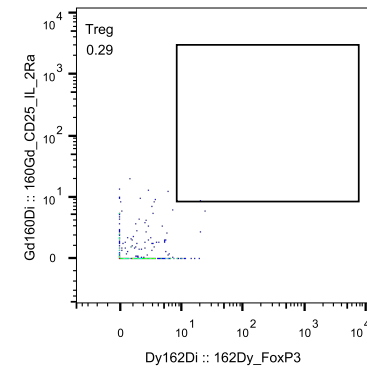
3551\_T102.fcs  
140Ce, 102Pd subset  
119425



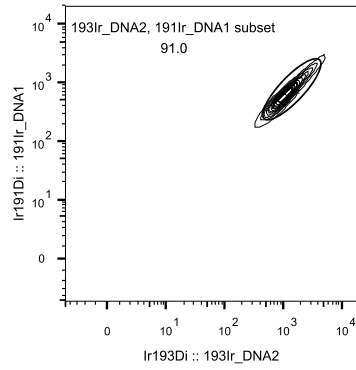
3551\_T102.fcs  
CD45+  
19691



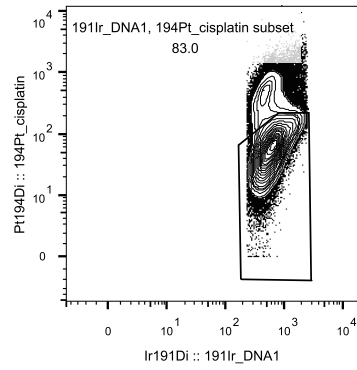
3551\_T102.fcs  
CD3+  
9198



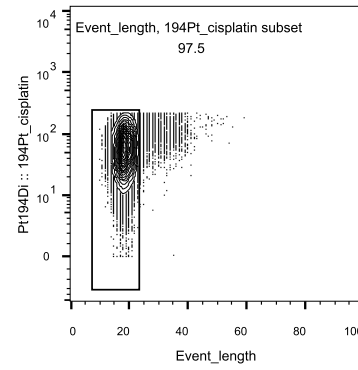
3551\_T102.fcs  
CD4+  
341



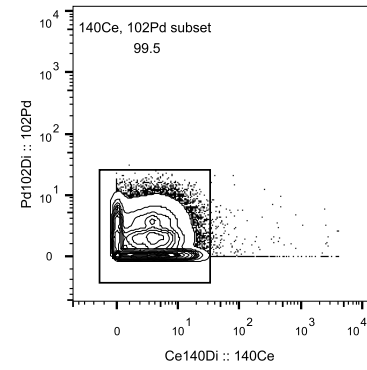
3696\_T104.fcs  
Ungated  
131464



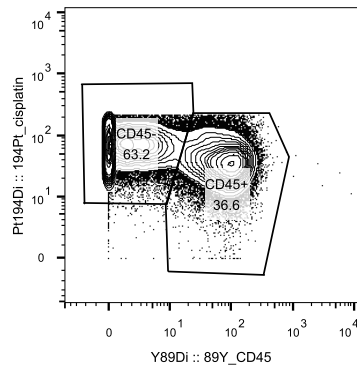
3696\_T104.fcs  
193Ir\_DNA2, 191Ir\_DNA1 subset  
119654



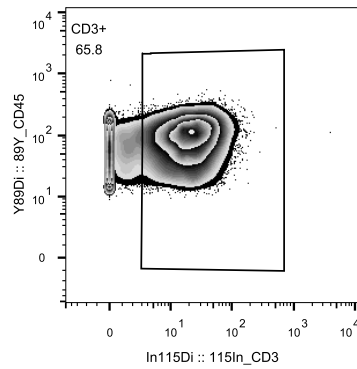
3696\_T104.fcs  
191Ir\_DNA1, 194Pt\_cisplatin subset  
99311



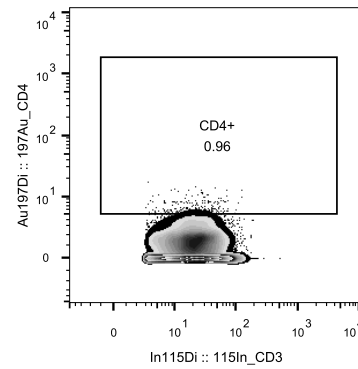
3696\_T104.fcs  
Event\_length, 194Pt\_cisplatin subset  
96813



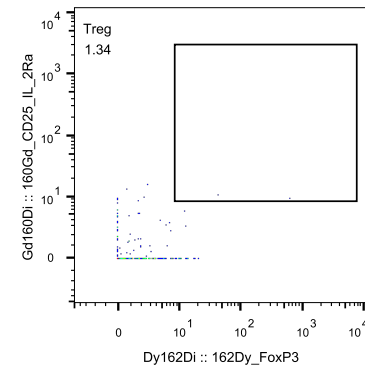
3696\_T104.fcs  
140Ce, 102Pd subset  
96368



3696\_T104.fcs  
CD45+  
35309

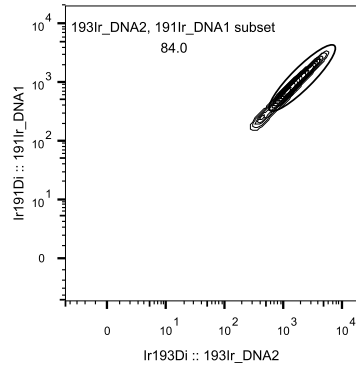


3696\_T104.fcs  
CD3+  
23238

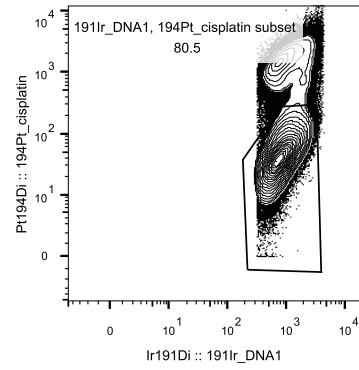


3696\_T104.fcs  
CD4+  
224

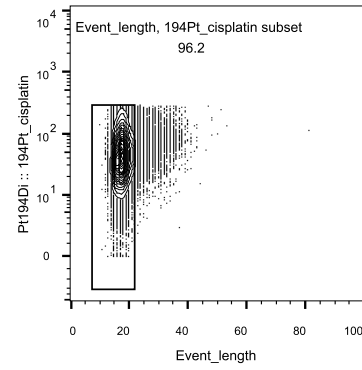




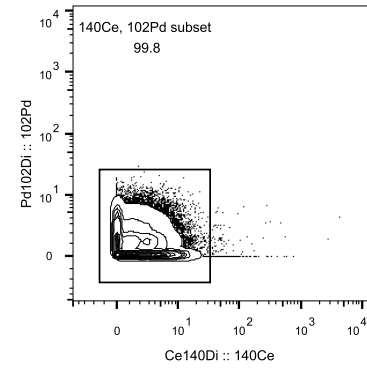
3775\_T105.fcs  
Ungated  
249601



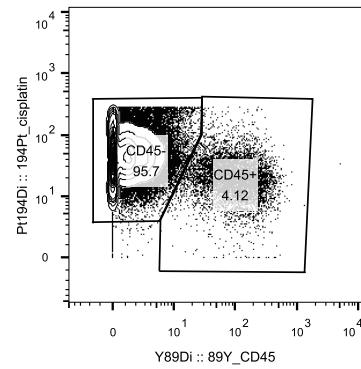
3775\_T105.fcs  
193Ir\_DNA2, 191Ir\_DNA1 subset  
209678



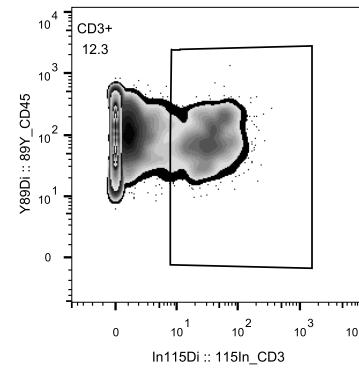
3775\_T105.fcs  
191Ir\_DNA1, 194Pt\_cisplatin subset  
168844



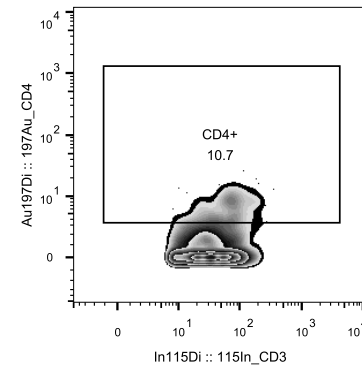
3775\_T105.fcs  
Event\_length, 194Pt\_cisplatin subset  
162506



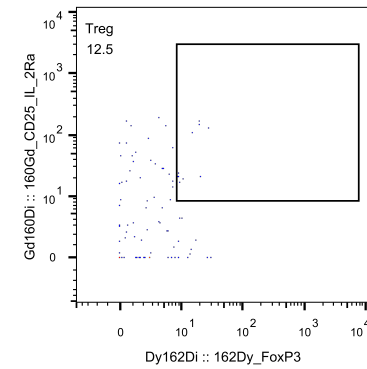
3775\_T105.fcs  
140Ce, 102Pd subset  
162180



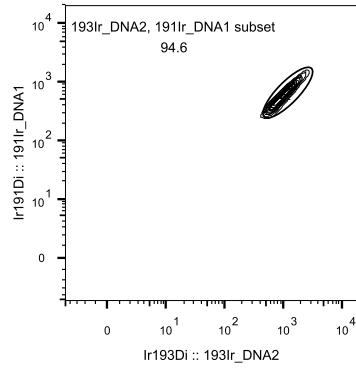
3775\_T105.fcs  
CD45+  
6687



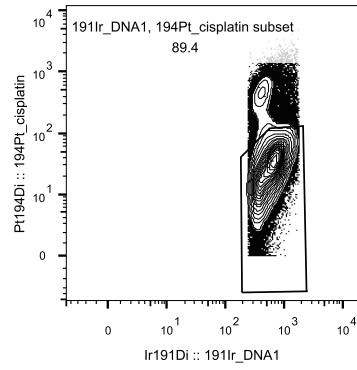
3775\_T105.fcs  
CD3+  
822



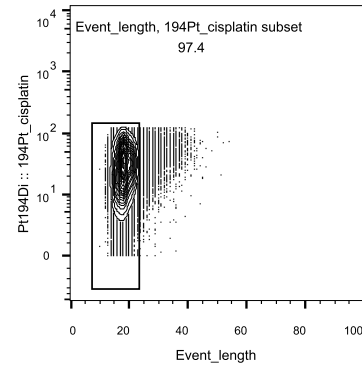
3775\_T105.fcs  
CD4+  
88.0



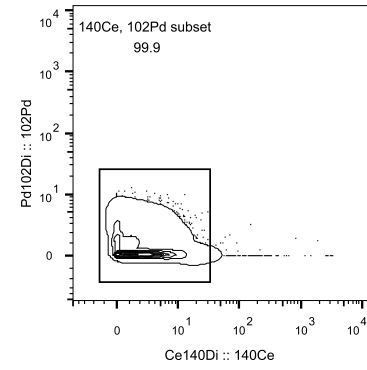
3775\_T106.fcs  
Ungated  
224175



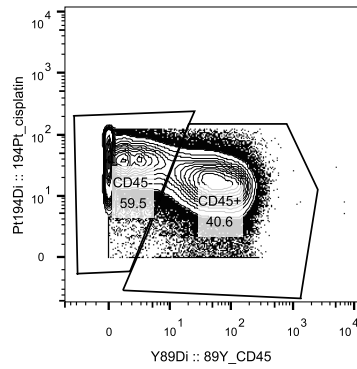
3775\_T106.fcs  
193Ir\_DNA2, 191Ir\_DNA1 subset  
212003



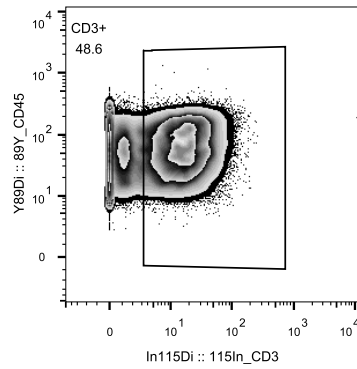
3775\_T106.fcs  
191Ir\_DNA1, 194Pt\_cisplatin subset  
189444



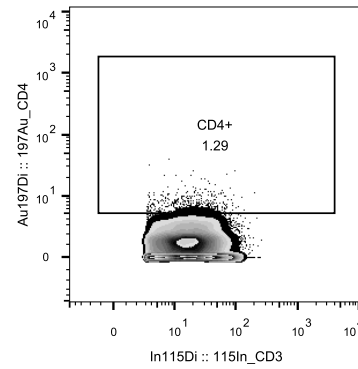
3775\_T106.fcs  
Event\_length, 194Pt\_cisplatin subset  
184468



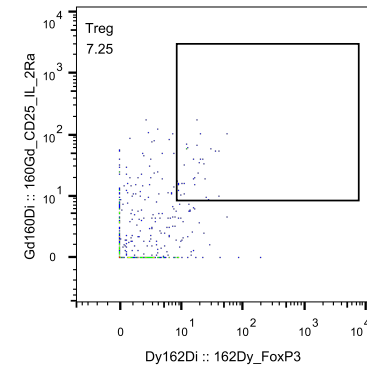
3775\_T106.fcs  
140Ce, 102Pd subset  
184288



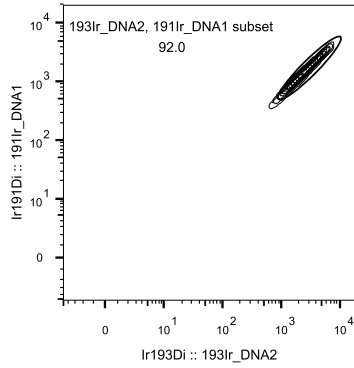
3775\_T106.fcs  
CD45+  
74812



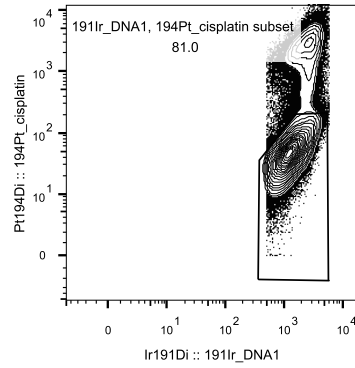
3775\_T106.fcs  
CD3+  
36344



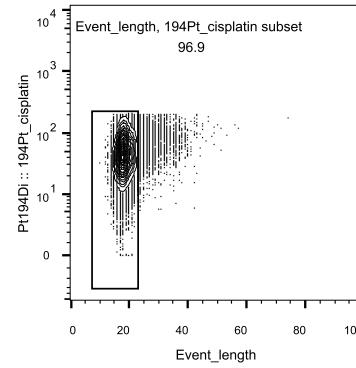
3775\_T106.fcs  
CD4+  
469



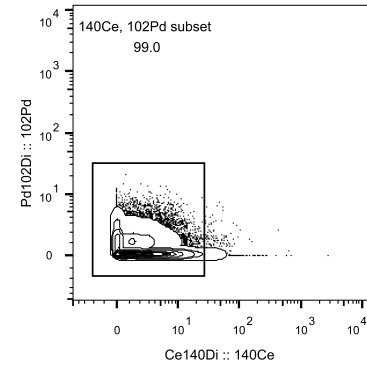
3775\_T107.fcs  
Ungated  
182954



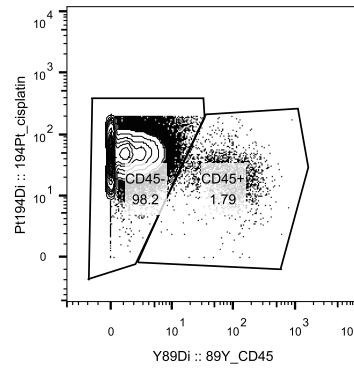
3775\_T107.fcs  
193Ir\_DNA2, 191Ir\_DNA1 subset  
168372



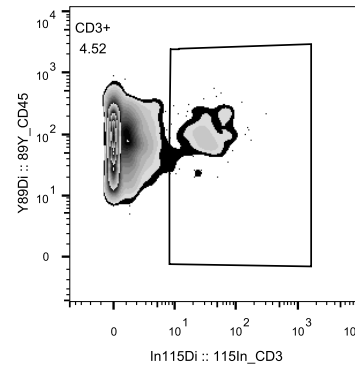
3775\_T107.fcs  
191Ir\_DNA1, 194Pt\_cisplatin subset  
136428



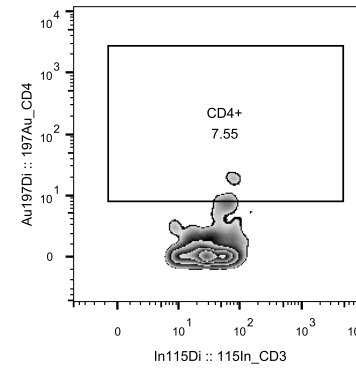
3775\_T107.fcs  
Event\_length, 194Pt\_cisplatin subset  
132203



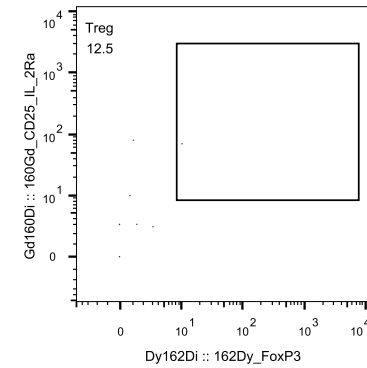
3775\_T107.fcs  
140Ce, 102Pd subset  
130856



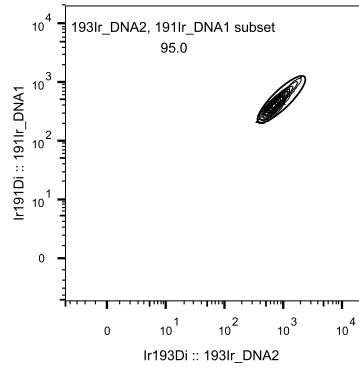
3775\_T107.fcs  
CD45+  
2347



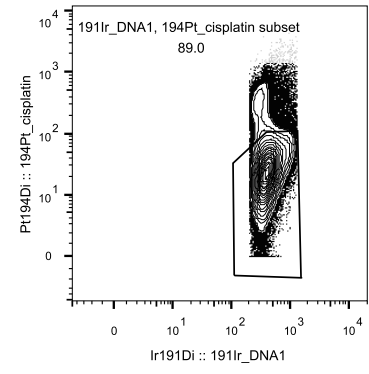
3775\_T107.fcs  
CD3+  
106



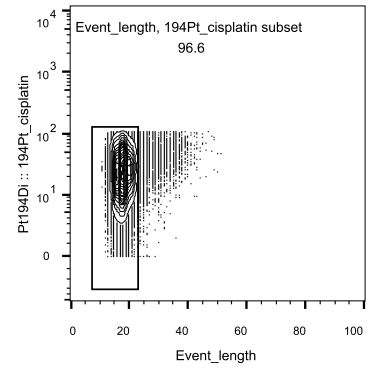
3775\_T107.fcs  
CD4+  
8.00



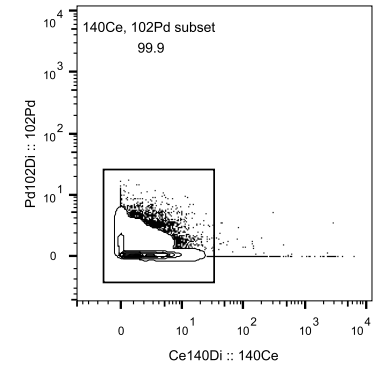
3775\_T110.fcs  
Ungated  
5.24E5



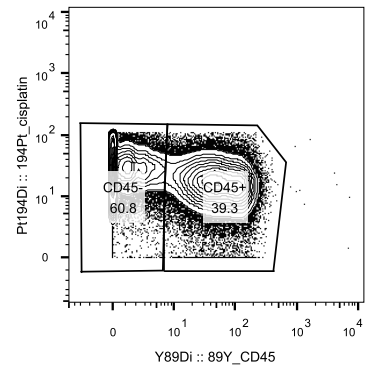
3775\_T110.fcs  
193lr\_DNA2, 191lr\_DNA1 subset  
4.98E5



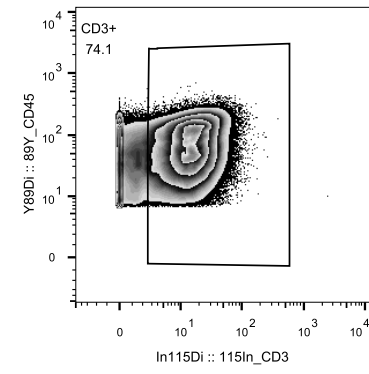
3775\_T110.fcs  
191lr\_DNA1, 194Pt\_cisplatin subset  
4.43E5



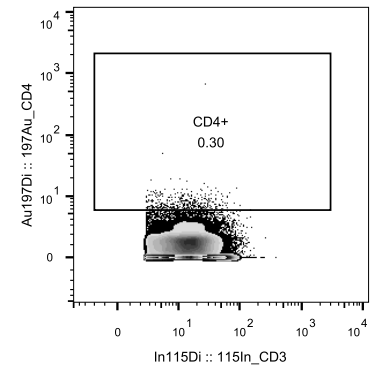
3775\_T110.fcs  
Event\_length, 194Pt\_cisplatin subset  
4.28E5



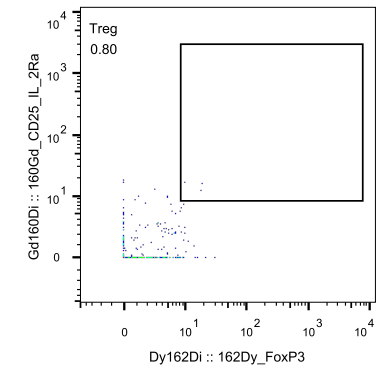
3775\_T110.fcs  
140Ce, 102Pd subset  
4.28E5



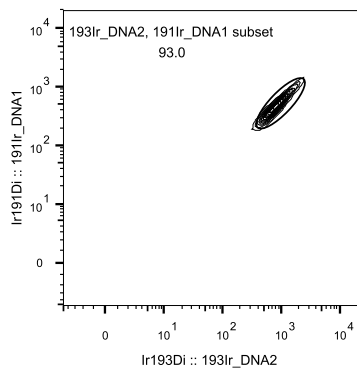
3775\_T110.fcs  
CD45+  
168234



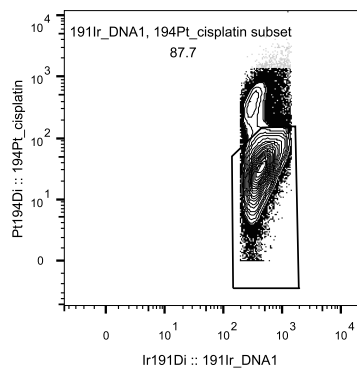
3775\_T110.fcs  
CD3+  
124721



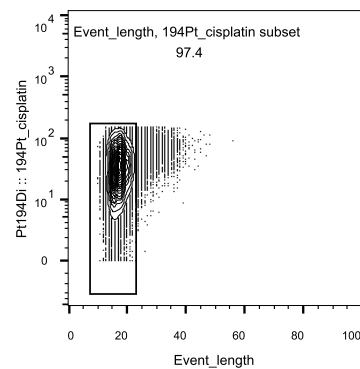
3775\_T110.fcs  
CD4+  
376



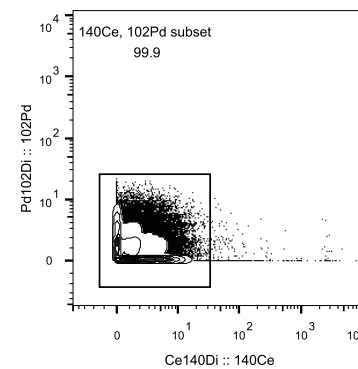
3776\_T108.fcs  
Ungated  
5.76E5



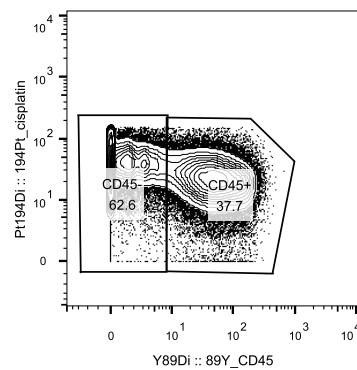
3776\_T108.fcs  
193Ir\_DNA2, 191Ir\_DNA1 subset  
5.36E5



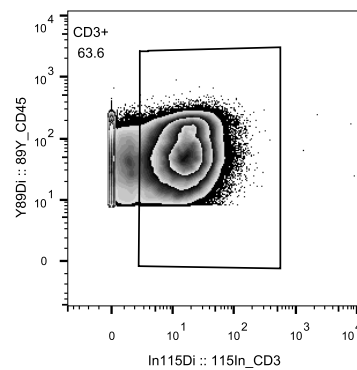
3776\_T108.fcs  
191Ir\_DNA1, 194Pt\_cisplatin subset  
4.70E5



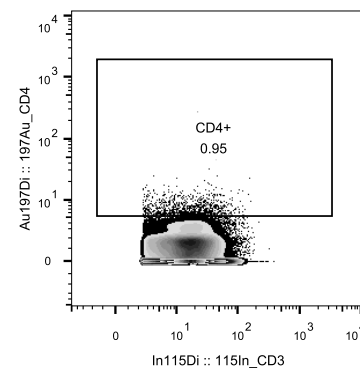
3776\_T108.fcs  
Event\_length, 194Pt\_cisplatin subset  
4.57E5



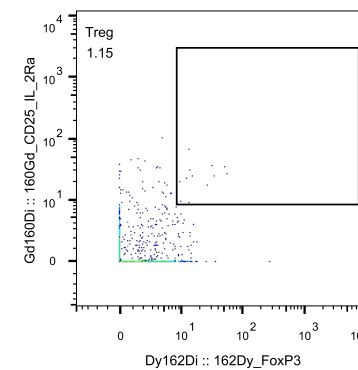
3776\_T108.fcs  
140Ce, 102Pd subset  
4.57E5



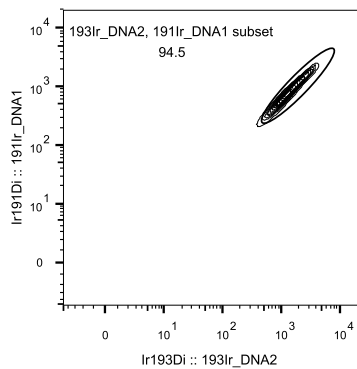
3776\_T108.fcs  
CD45+  
172151



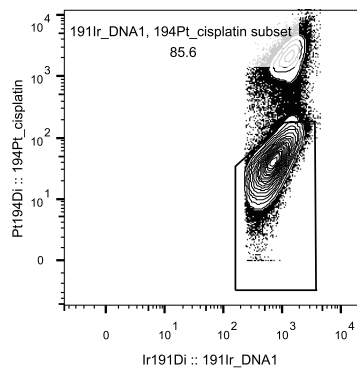
3776\_T108.fcs  
CD3+  
109543



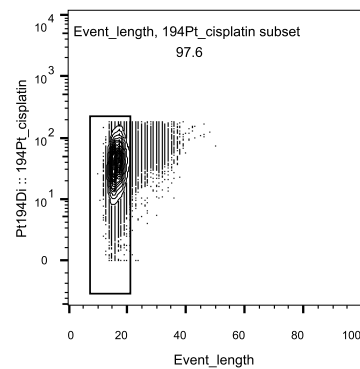
3776\_T108.fcs  
CD4+  
1040



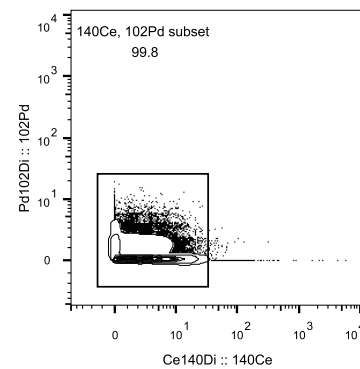
3776\_T109.fcs  
Ungated  
366901



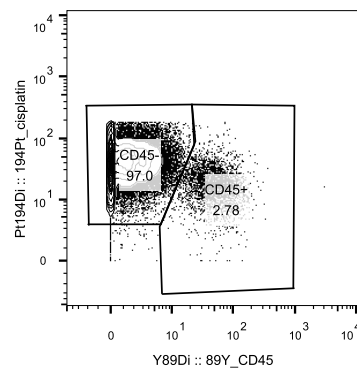
3776\_T109.fcs  
193Ir\_DNA2, 191Ir\_DNA1 subset  
346858



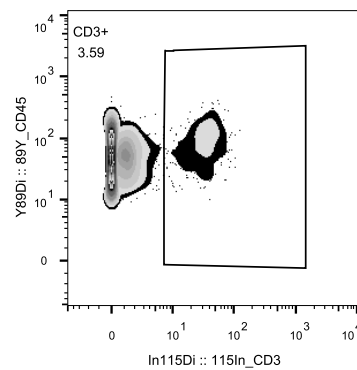
3776\_T109.fcs  
191Ir\_DNA1, 194Pt\_cisplatin subset  
296908



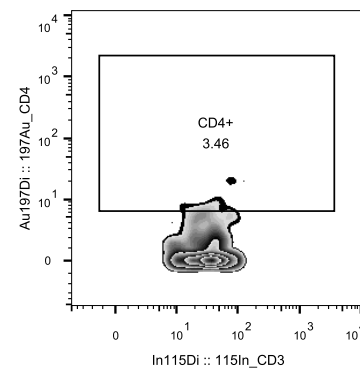
3776\_T109.fcs  
Event\_length, 194Pt\_cisplatin subset  
289772



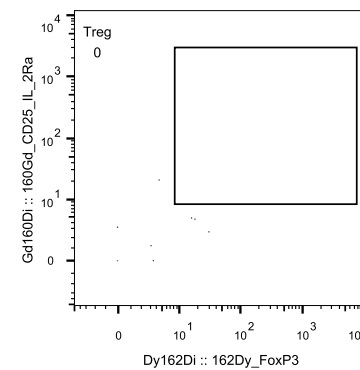
3776\_T109.fcs  
140Ce, 102Pd subset  
289118



3776\_T109.fcs  
CD45+  
8041



3776\_T109.fcs  
CD3+  
289



3776\_T109.fcs  
CD4+  
10.0