# Supple. Fig 1.

a

| | | | | | |
|---|---|---|---|---|---|
| |  |  |  |  |  |
| **Body material** | PS | PS w/ cleaning | 3D printer | 3DP w/ cleaning | Fibrin gel |
| **Contact angle(˚)** | 96.3 | 66.9 (day 15) | 83.0 | 68.9 (day 15) | 127.3 |
| |  | |  |  | 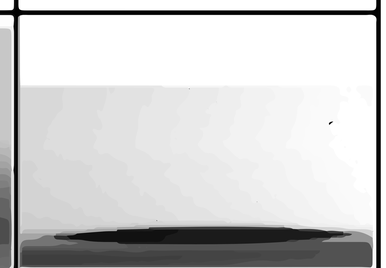 |
| **Substrate Material** | Glass | 3M hydrophilic film | Acrylic PET film | PC film | PC film after plasma |
| **Contact angle(˚)** | 19.5 | 26.9 | 53.6 | 91.3 | ~ 0 |

b

| | | | | | |
|---|---|---|---|---|---|
| |  | 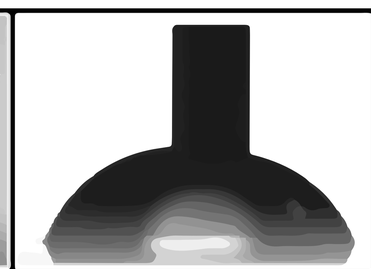 | |  |  |
| **Body material** | PS | PS w/ cleaning | 3D printer | 3DP w/ cleaning | Fibrin gel |
| **Advancing contact angle(˚)** | 106.7 | 70.9 (day 15) | 94.0 | 69.5 (day 15) | 135.2 |
| | 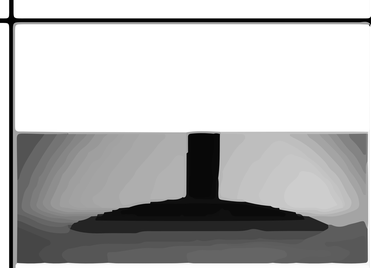 |  | 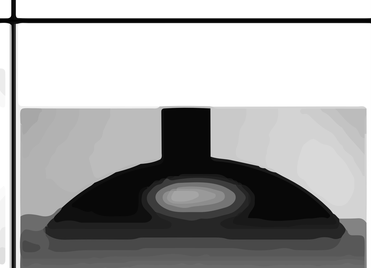 |  | - |
| **Substrate Material** | Glass | 3M hydrophilic film | Acrylic PET film | PC film | PC film after plasma |
| **Advancing contact angle(˚)** | 22.3 | 30.8 | 55.3 | 97.2 | - |

c

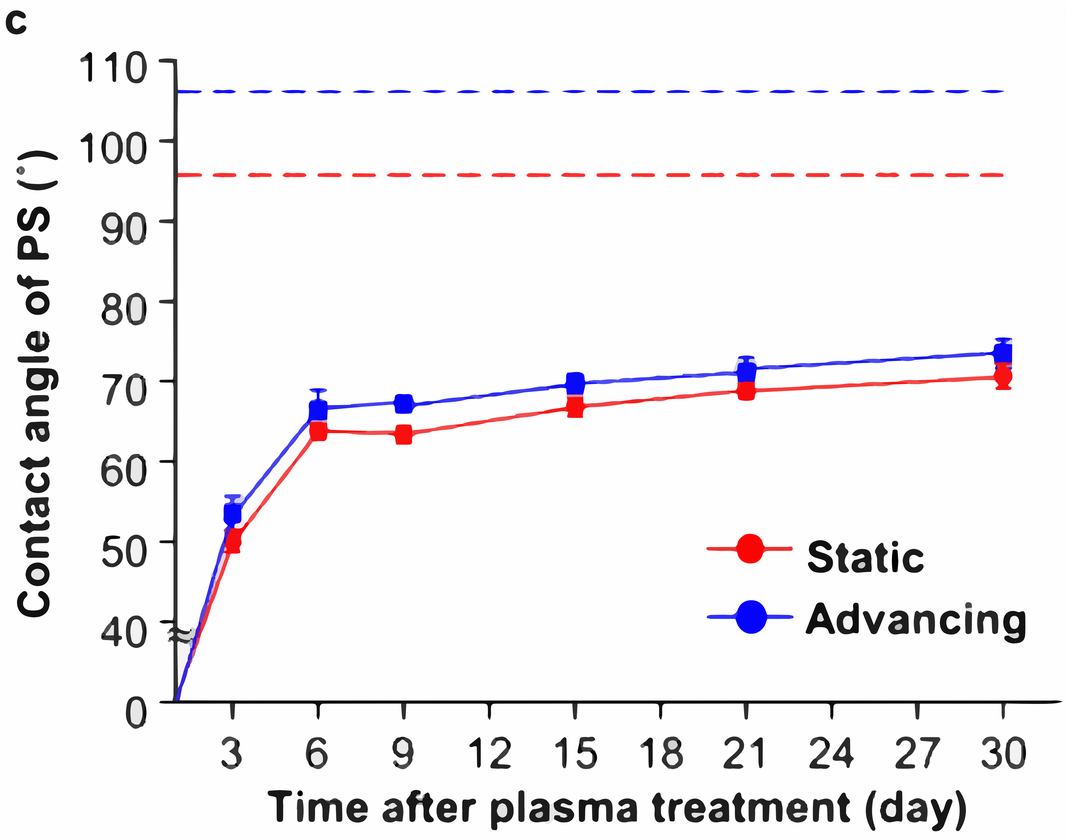

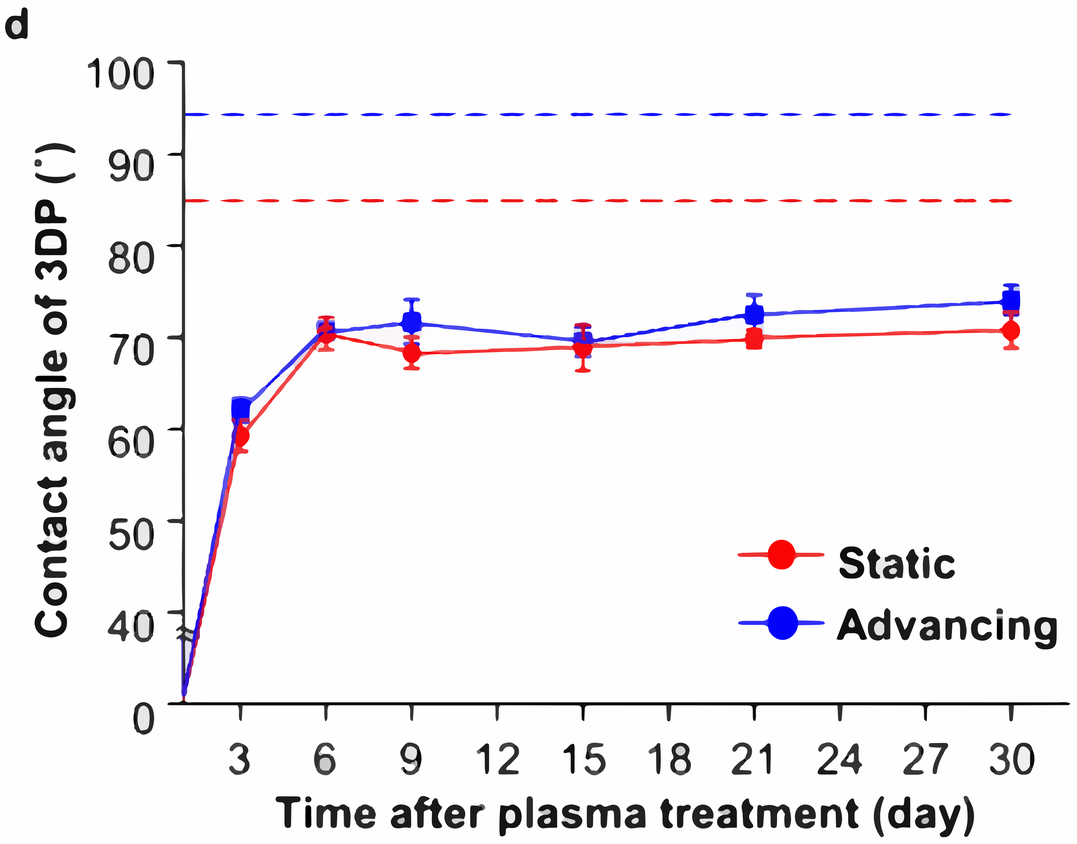
d