

Supplementary Table 1. Information of insect chitinase proteins for phylogenetic tree construction

Species	Protein	Accession number	Phylogenetic group	
<i>Anopheles gambiae</i>	<i>AgCht2</i>	XP_315650	Diptera	
	<i>AgCht4</i>	XP_315351	Diptera	
	<i>AgCht5-1</i>	HQ_456129	Diptera	
	<i>AgCht5-2</i>	HQ_456130	Diptera	
	<i>AgCht5-3</i>	HQ_456131	Diptera	
	<i>AgCht5-4</i>	HQ_456132	Diptera	
	<i>AgCht5-5</i>	HQ_456133	Diptera	
	<i>AgCht7</i>	XP_308858	Diptera	
	<i>AgCht8</i>	XP_316448	Diptera	
	<i>AgCht10</i>	XP_001238192	Diptera	
	<i>AgCht11</i>	XP_310662	Diptera	
	<i>AgIDGF2</i>	XP_001237925	Diptera	
	<i>AgIDGF4</i>	XP_317398	Diptera	
	<i>Drosophila melanogaster</i>	<i>DmCht2</i>	NP_477298	Diptera
<i>DmCht4</i>		NP_524962	Diptera	
<i>DmCht5</i>		NP_650314	Diptera	
<i>DmCht7</i>		NP_647768	Diptera	
<i>DmCht8</i>		NP_611542	Diptera	
<i>DmCht9</i>		NP_611543	Diptera	
<i>DmCht10</i>		EAA46011	Diptera	
<i>DmCht11</i>		NP_572361	Diptera	
<i>DmIDGF1</i>		NP_477258	Diptera	
<i>DmIDGF2</i>		NP_477257	Diptera	
<i>DmIDGF3</i>		NP_723967	Diptera	
<i>DmIDGF4</i>		NP_727374	Diptera	
<i>DmIDGF5</i>		NP_611321	Diptera	
<i>DmIDGF6</i>		NP_477081	Diptera	
<i>Tribolium castaneum</i>		<i>TcCht4</i>	NP_001073567	Coleoptera
		<i>TcCht5</i>	NP_001034524	Coleoptera
	<i>TcCht6</i>	XP_967813	Coleoptera	
	<i>TcCht7</i>	NP_001036035	Coleoptera	
	<i>TcCht8</i>	NP_001038094	Coleoptera	

---

	<i>TcCht9</i>	NP_001038096	Coleoptera
	<i>TcCht10</i>	NP_001036067	Coleoptera
	<i>TcIDGF2</i>	NP_001038092	Coleoptera
	<i>TcIDGF4</i>	NP_001038091	Coleoptera
	<i>TcENGase</i>	XP_969648.1	Coleoptera
<i>Bombyx mori</i>	<i>BmCht1-1</i>	XP_004931749	Lepidoptera
	<i>BmCht2</i>	XP_004933352	Lepidoptera
	<i>BmCht5</i>	AAB47538	Lepidoptera
	<i>BmIDGF</i>	NP_001036847	Lepidoptera
<i>Phenacoccus solenopsis</i>	<i>PsCht3-3</i>	MH686272	Hemiptera
	<i>PsCht5</i>	MH686266	Hemiptera
	<i>PsCht10</i>	MH686270	Hemiptera
	<i>PsIDGF</i>	MH686273	Hemiptera
<i>Aphis gossypii</i>	<i>AgoCht3-2</i>	KAF0755855	Hemiptera
<i>Apis mellifera</i>	<i>AmCht10</i>	XP_026299805	Hymenoptera
	<i>AmENGase</i>	XP_001121069	Hymenoptera
<i>Bactrocera dorsalis</i>	<i>BdCht1</i>	MF926351	Diptera
	<i>BdCht2</i>	KF289944	Diptera
	<i>BdCht5</i>	KY681041	Diptera
	<i>BdCht7</i>	KY681042	Diptera
	<i>BdCht8</i>	KY426795	Diptera
	<i>BdCht10</i>	MK518061	Diptera
	<i>BdCht11</i>	KY426794	Diptera
	<i>BdIDGF1</i>	KY681043	Diptera
	<i>BdIDGF2</i>	KY681044	Diptera
	<i>BdIDGF3</i>	KY681045	Diptera
	<i>BdIDGF4</i>	KY681046	Diptera
	<i>BdIDGF6</i>	KY426796	Diptera
<i>Nilaparvata lugens</i>	<i>NICh5</i>	KM217113	Hemiptera
	<i>NICh6</i>	KM217114	Hemiptera
	<i>NICh7</i>	KM217115	Hemiptera
	<i>NICh10</i>	KM217118	Hemiptera
	<i>NIIDGF</i>	KM217119	Hemiptera
<i>Acyrtosiphon pisum</i>	<i>ApCht3</i>	XM_001952683	Hemiptera

---

<i>ApCht7</i>	XM_001950345	Hemiptera
<i>ApCht10</i>	XM_001943003	Hemiptera
<i>ApIDGF</i>	NM_001168671	Hemiptera
<i>ApENGase</i>	XM_001949910	Hemiptera

Supplementary Table 2. Primers for qPCR the genes of chitinase in *Acyrtosiphon pisum*

Genes	Primers	Nucleotide sequence (5'-3')
<i>ApIDGF</i>	<i>ApIDGF-F</i>	GGGTATCTCTACGTACGGCC
	<i>ApIDGF-R</i>	AAGGGTGAGAGATGTGGTGG
<i>ApCht3</i>	<i>ApCht3-F</i>	CGGCAAGGACGGTTTTGTAA
	<i>ApCht3-R</i>	GAAAATACCATGGCGCCTCC
<i>ApCht7</i>	<i>ApCht7-F</i>	TACCTGAAGACATCGACCCG
	<i>ApCht7-R</i>	AACTTTTGTGTGCCGAACGA
<i>ApCht10</i>	<i>ApCht10-F</i>	ACTGGTCCAAGATCCACTGG
	<i>ApCht10-R</i>	GATACGTTTCGCAGCCACAT
<i>ApENGase</i>	<i>ApENGase-F</i>	ATGTTGACGGTGAAGCAGTT
	<i>ApENGase-R</i>	TCCCTGAATGCCAAACTCCA
<i>EF1<math>\alpha</math></i>	<i>EF1<math>\alpha</math>-F</i>	CTGTGCTTATTGTCGCTGCT
	<i>EF1<math>\alpha</math>-R</i>	TCGCTGTATGGTGGTTTCAGT
<i>RPS20</i>	<i>RPS20-F</i>	AAGTGTGTGCTCCGAGATGA
	<i>RPS20-R</i>	CAGCAATGACACCGGGTTC


Supplementary Table 3. Lengths of each exon and intron of Chitinase gene in *Acyrtosiphon pisum*

基因	类别	从 5'到 3'长度
Gene	Structure	From 5'to 3'Length (5'-3')
<i>ApIDGF</i>	Exon	553, 400, 171, 133, 269, 345.
	Intron	3381, 1134, 223, 644,1701.
<i>ApCht3</i>	Exon	548, 215, 224, 136, 271, 166, 103, 115.
	Intron	61, 65, 695, 449, 180, 59, 489.
<i>ApCht7</i>	Exon	291, 90, 232, 237, 179, 123, 309, 235, 190, 217, 295, 147, 185, 122, 201, 908.
	Intron	16014, 8517, 1564, 922, 85, 75, 365, 61, 67, 85, 62, 67, 59, 89, 569.
<i>ApCht10</i>	Exon	695, 282, 193, 182, 142, 135, 211, 133, 318, 135, 125, 185,142, 135, 211, 179, 363, 163, 204, 190, 452, 222, 112, 189, 227, 141, 129, 182, 53, 216, 305, 277, 188, 164, 91, 162, 125.
	Intron	57, 642, 91, 365, 91, 137, 95, 62, 883, 770, 65, 76, 63, 84, 64, 63,

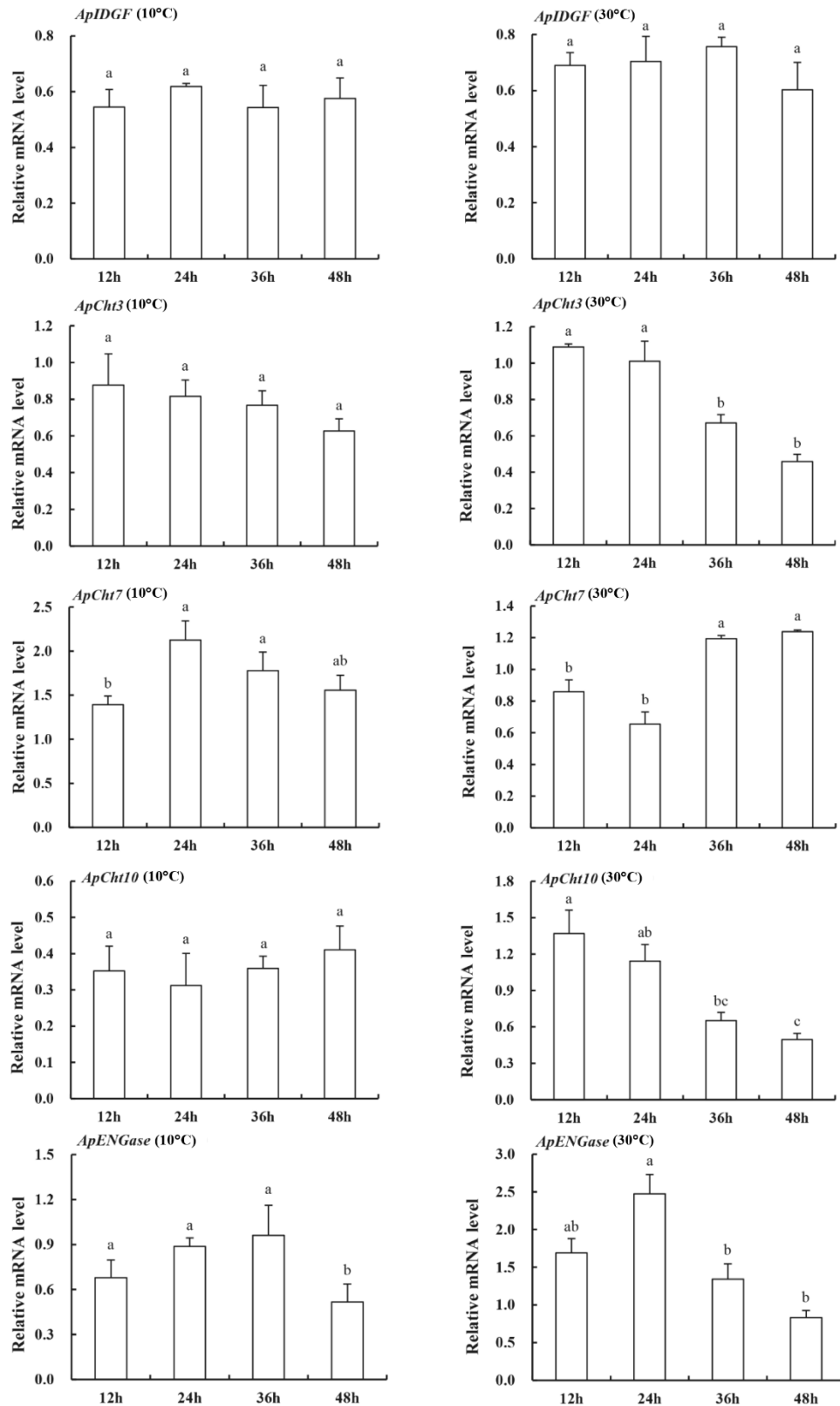
61, 85, 80, 65, 568, 90, 377, 68, 63, 57, 66, 64, 71, 57, 72, 59, 72,  
67, 324, 3749.

<i>ApENGase</i>	Exon	1927, 224.
	Intron	442.

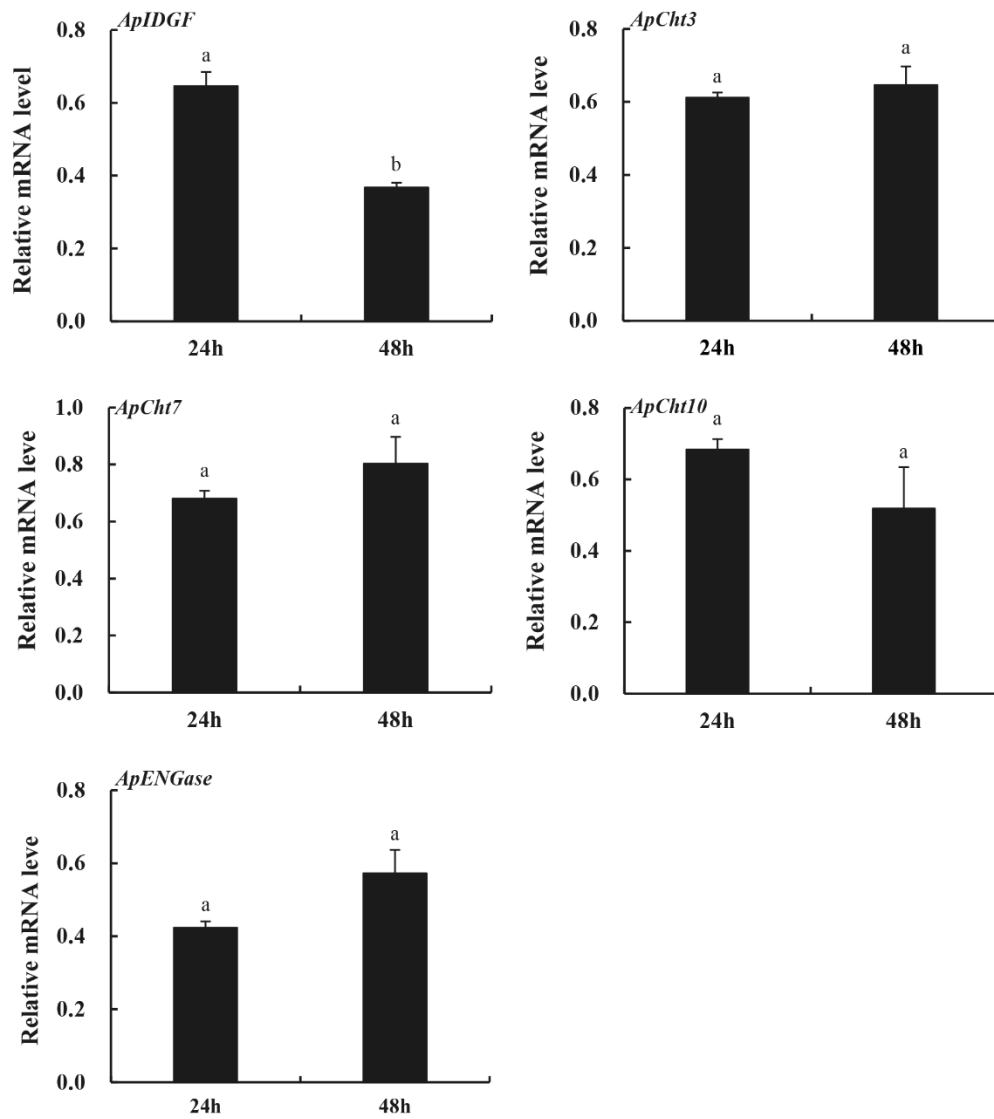
Supplementary Figure 1. Conserved regions in the glycoside hydrolase family 18 (GH18) domain of 5 *A. pisum*. Amino acid sequences of the catalytic domains of GH18 family enzymes were aligned using CLUSTALX software. Two and four catalytic domains of *ApCht7* and *ApCht10* were named as *ApCht7-1/2* and *ApCht10-1/2/3/4*, respectively. Boxed regions are the four conserved motifs represented by the sequences KxxxxxGGW (Mofit I), FDGxLDLWEYP (Mofit II), MxYDxxG (Mofit III) and GxxxWxxDxDD (Mofit IV).



Supplementary Figure 2. Expression of the chitinase genes in response to temperature stress. Different lowercase letters are statistically different under same temperature stress in *A. pisum* ( $p < 0.05$ ).



Supplementary Figure 3. Expression of the chitinase genes in response to insecticide stress. Different lowercase letters are statistically different under insecticide stress in *A. pisum* ( $p < 0.05$ ).



Supplementary Figure 4. Expression of the chitinase genes in response to 20E treatment. Different lowercase letters are statistically different under 20E stress in *A. pisum* ( $p < 0.05$ ).

