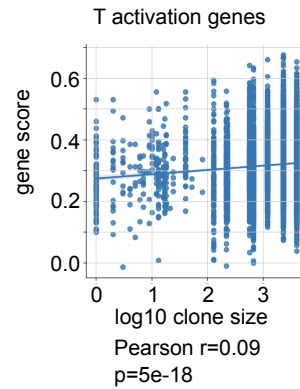
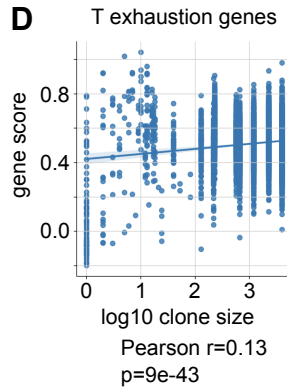
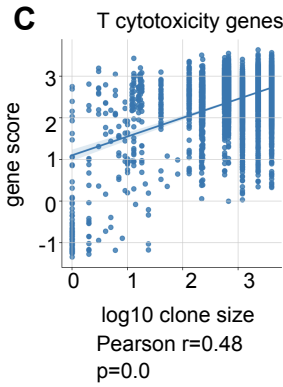
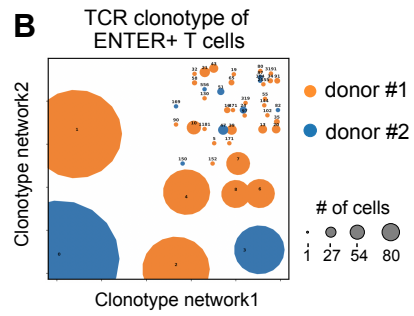
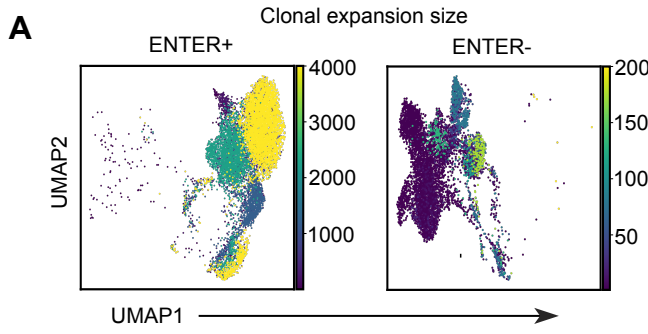
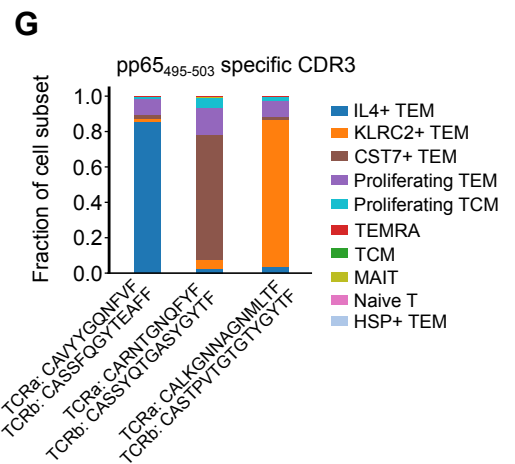


Supplementary Figure 6



E pp65₄₉₅₋₅₀₃ specific TCR clones

clone_id	CDR3_TCRb	CDR3_TCRa	donor	# cells
0	CASSFQGYTEAFF	CAVYYGQNFVF	#1	3856
1	CASPVTGTGTGYTYF	CALKGNAGNMLTF	#2	2195
2	CASSYQTGASYGYTF	CARNTGNQFYF	#2	1166
3	CASSFQGYTEAFF	CAVYYGQNFVF	#1	636
4	CASPVTGTGTGYTYF	CALKGNAGNMLTF	#2	550
6	CASSYQTGASYGYTF	CARNTGNQFYF	#2	209



F US8₇₄₋₈₂ specific TCR clones

clone_id	CDR3_TCRb	CDR3_TCRa	donor	# cells
8	CASSLEGTGDEQFF	CAFQGGYQKVTF	#2	227
9	CASSVEGLAGEQFF	CAVGGGAQKLVF	#2	16
24	CATSDFEGRDTELFF	CAVTVTFSSGGYNKLI F	#1	6

UL100₂₀₀₋₂₀₈ specific TCR clones

clone_id	CDR3_TCRb	CDR3_TCRa	donor	# cells
20	CASSPYGGGSDEQFF	CASHNSGYALNF	#2	13
16	CATSPRQLAGVASYNQFF	CAVSRSNDYKLSF	#2	10
35	CASSPYGGGSDEQFF	N.A.	#2	7