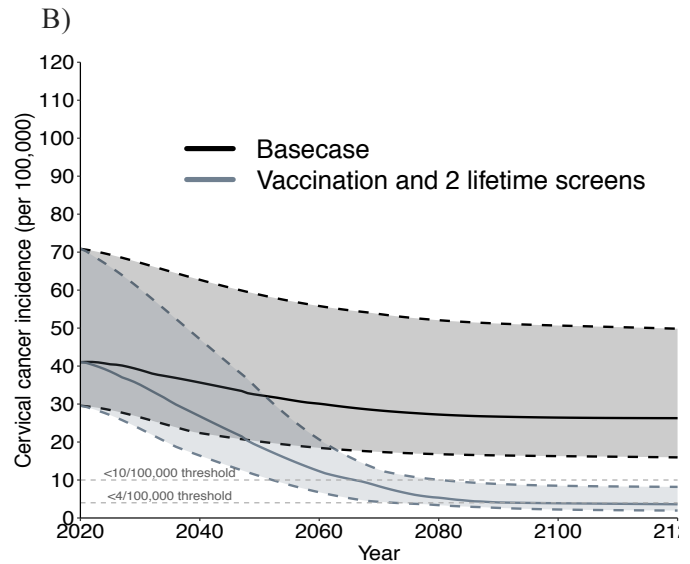
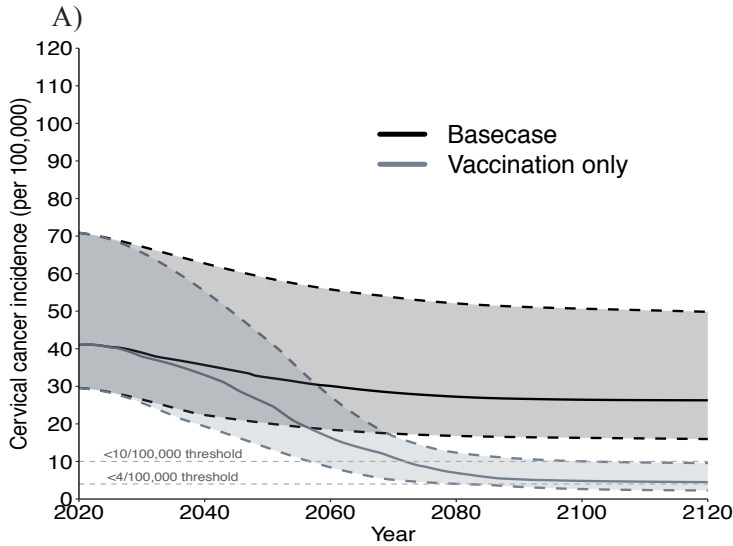


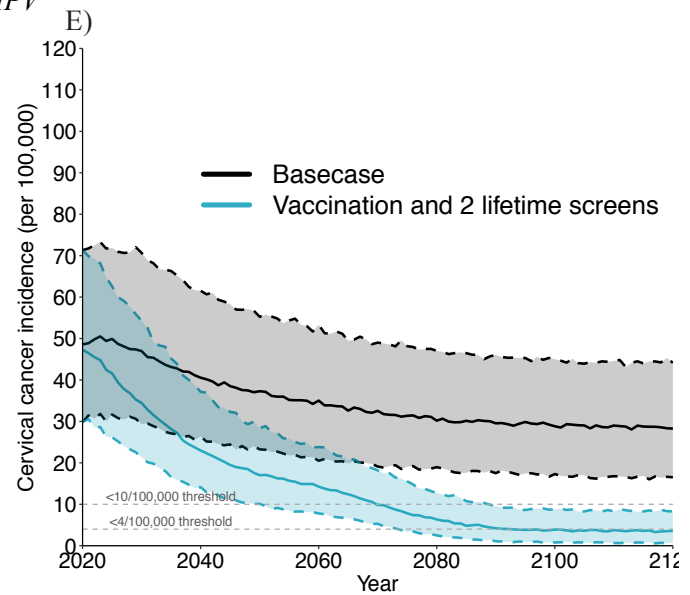
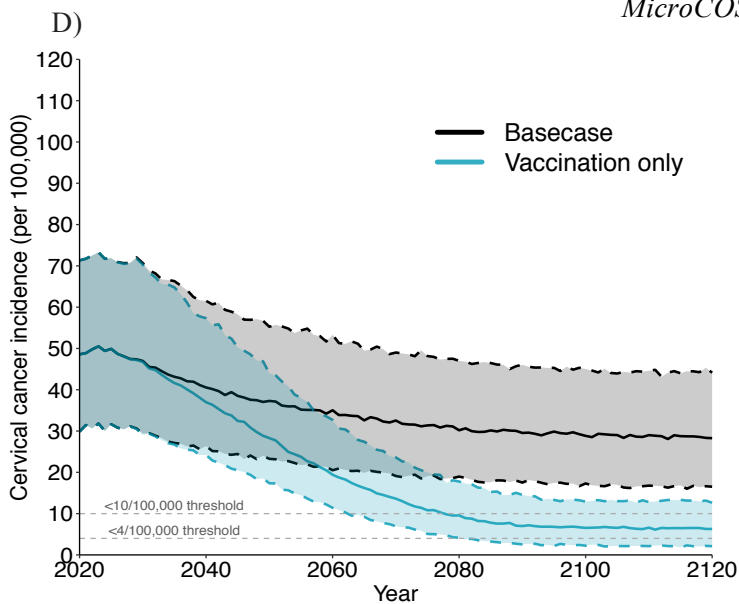
**Supplement figure S1. Uncertainty in model predictions of the impact of HPV vaccination and cervical screening for all women - among all women:** Predicted age-standardised cervical cancer incidence over time among all women for the *basecase* scenario and for A) girls' vaccination (Sc1) and B) girls' vaccination and 2 lifetime cervical screens (Sc3) introduced in 2020. Solid line and shaded area represent the median and 90% uncertainty interval for each model, respectively. *Det\_HIV-HPV* and *MicroCOSM-HPV* are models of South Africa and the *DRIVE* model if for KZN.

Vaccine coverage=90%, Vaccine efficacy=100% against HPV16/18/31/33/45/52/58, Vaccine duration=Lifetime; Screening=HPV testing, Screening uptake= 45% (2023-2029), 70% (2030-2044), 90% (2045+). Treatment efficacy=100%, Lost to follow-up=10%.

*Det\_HIV-HPV*



*MicroCOSM-HPV*



*DRIVE*

