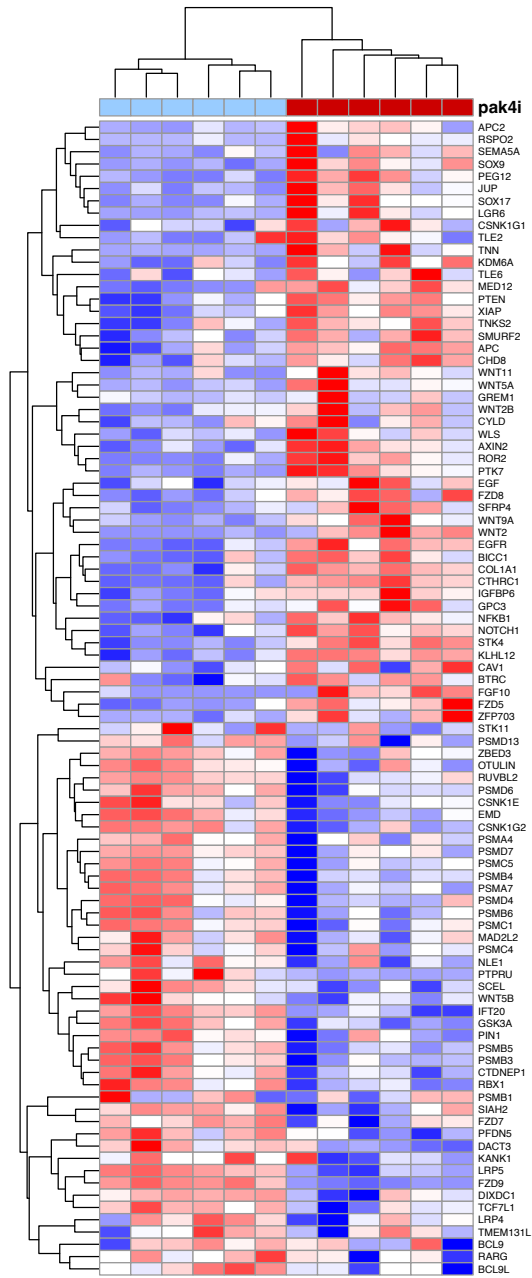
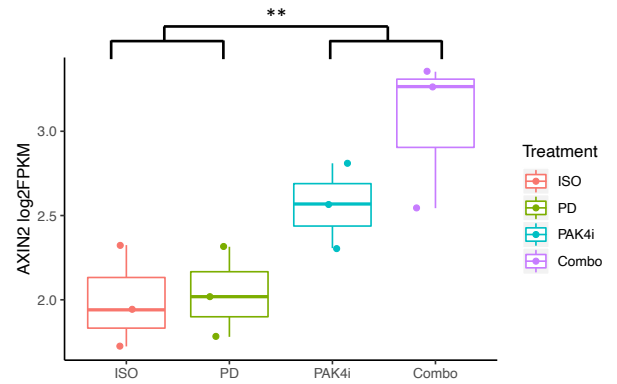


# Supplementary Fig. S10

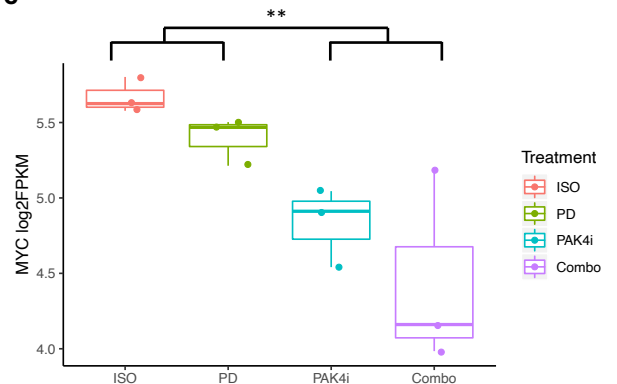
**a**



**b**



**c**



**Supplementary Figure 10: PAK4 kinase inhibition modulates WNT signalling *in vivo*.** **a**, Heatmap (row z-scores) of differentially expressed genes between PAK4i treated vs non-treated samples that belong to the gene ontology (GO) canonical WNT signaling pathway. **b,c**, Boxplots showing the log<sub>2</sub>FPKMs of WNT target genes Axin2 (**b**) and Myc (**c**) in each of the four *in vivo* groups. Statistical significance for **b** and **c** was calculated using a two-tailed un-paired t-test. \*\*P < 0.01