Modules

Functions & Visualizations

1.Oligonucleotide profile analysis

1.VirHostMatcher

2.WIsH



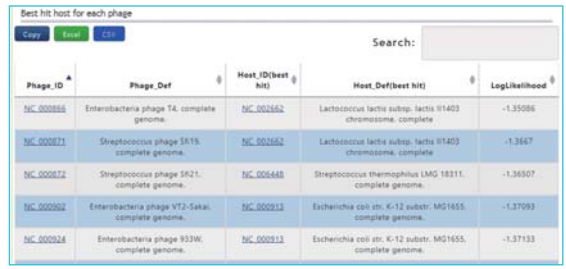

2.CRISPR analysis

1.Seq2CRISPR

2.CRISPRFinder

3.PILER-CR

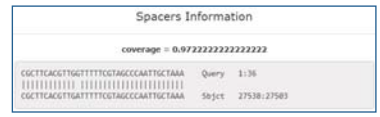

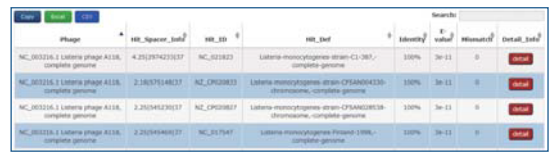

3.Prophage analysis

1.Phage_Finder

2.VirSorter

3.DBSCAN-SWA

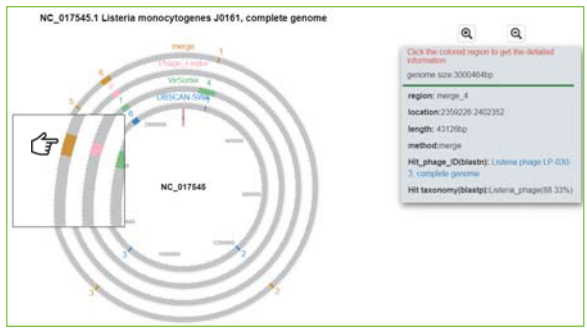

4.Similarity analysis

1.HostPhinder

2.GeneNet

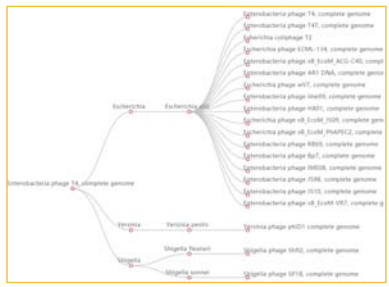

Phage_ID	Phage_Def	E-value	Host Species	Frequency(%)
NC_000866	Enterobacteria phage T4, complete genome.	0.05	Escherichia coli	85.0%
NC_000866	Enterobacteria phage T4, complete genome.	0.05	Yersinia pestis	5.0%
NC_000866	Enterobacteria phage T4, complete genome.	0.05	Shigella flexneri	5.0%
NC_000866	Enterobacteria phage T4, complete genome.	0.05	Shigella sonnei	5.0%

Phage_ID	Phage_Def	Host(genus)
NC_000866	Enterobacteria phage T4, complete genome.	Escherichia

5.Specialty gene check

1.ShortBRED

2.RGI



6. Protein−protein interaction analysis

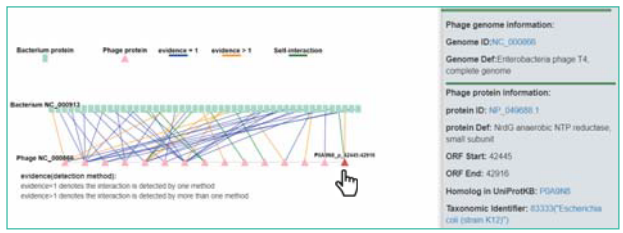

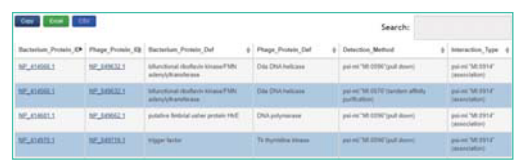

7. Co-occurrence analysis
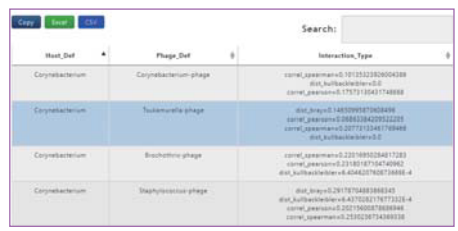
CoNet app