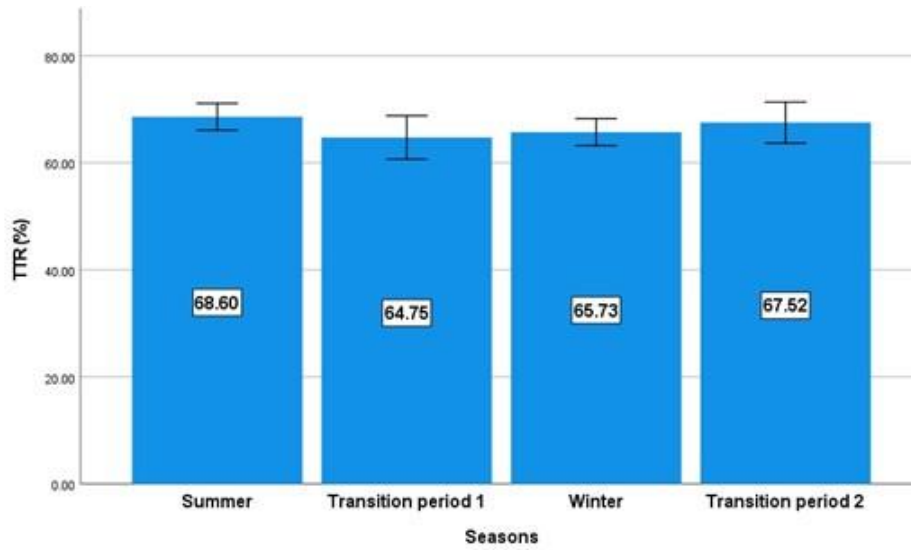


Electronic Supplementary Table 1. Demographic characteristics of the study participants (N=204)

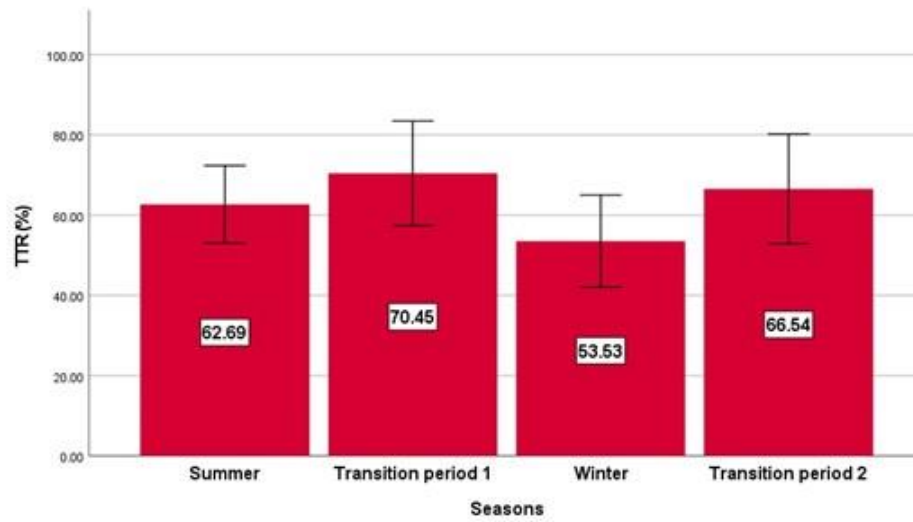
Parameters		Values
Age (years) [§]		66.5 (13.4)
Age categories [n (%)]	Young	12 (5.8)
	Middle-aged and older adults	68 (33.2)
	Elderly	127 (62)
Male: Female		103: 101
Body weight (kg) [§]		75 (18.1)
CHA ₂ DS ₂ -VASc score [§]		3.7 (1.5)
HASBLED score [§]		2.3 (1.1)
SAME-TT ₂ R ₂ [§]		1.4 (0.6)
Duration of warfarin therapy (days) [§]		1033.3 (567.8)
Drugs with potential interaction [n (%)]		135 (65.9)

§ - Mean (SD).

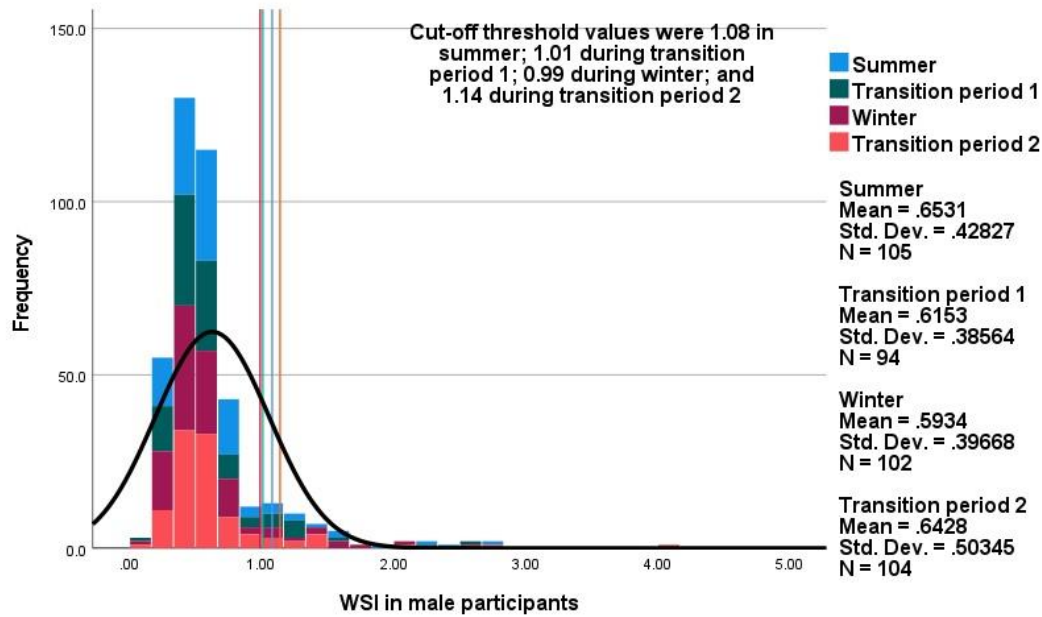
Electronic Supplementary Figure 1. TTRs during various seasons amongst patients with non-valvular atrial fibrillation.



Electronic Supplementary Figure 2. TTRs during various seasons amongst patients who have undergone heart valve replacement surgery.



Electronic Supplementary Figure 3. WSI during various seasons amongst male participants.



Electronic Supplementary Figure 4. WSI during various seasons amongst female participants.

