

Figure 5C

Fig. 5C (α -V5 Ab, WCL)

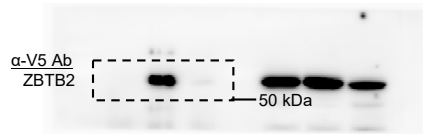


Fig. 5C (α -myc Ab, WCL)

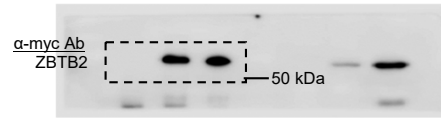


Fig. 5C (α -V5 Ab, WCL)

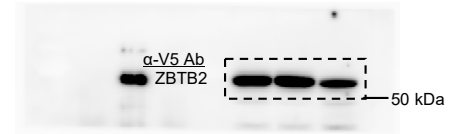


Fig. 5C (α -myc Ab, WCL)




Fig. 5C (α - β -actin Ab, WCL)




Figure 5H

Fig. 5H (α -myc Ab)




Fig. 5H (α - β -actin Ab)

