

THE LANCET

Global Health

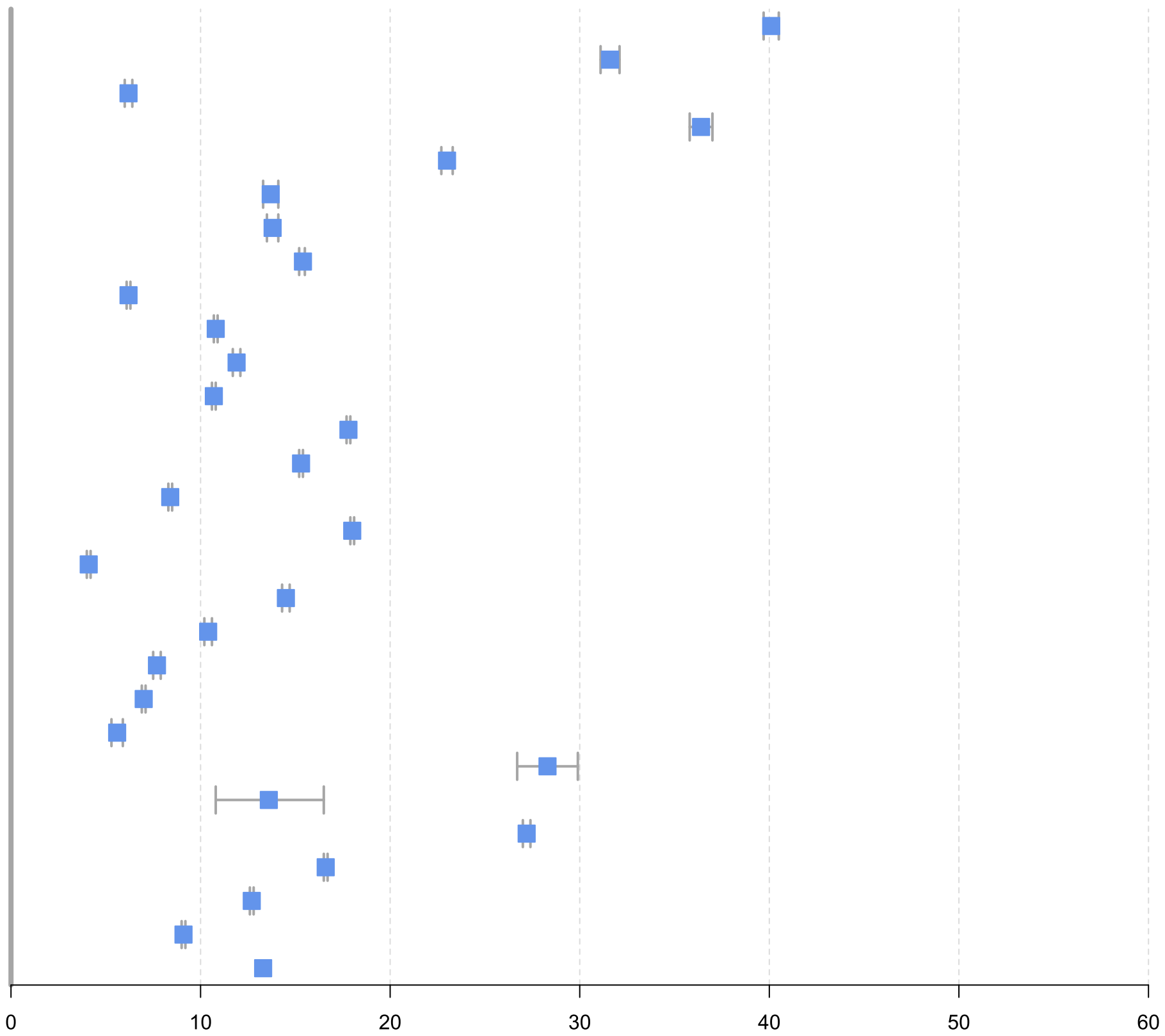
Supplementary appendix

This appendix formed part of the original submission and has been peer reviewed. We post it as supplied by the authors.

Supplement to: Singh D, Vignat J, Lorenzoni V, et al. Global estimates of incidence and mortality of cervical cancer in 2020: a baseline analysis of the WHO Global Cervical Cancer Elimination Initiative. *Lancet Glob Health* 2022; published online Dec 14. [https://doi.org/10.1016/S2214-109X\(22\)00501-0](https://doi.org/10.1016/S2214-109X(22)00501-0).

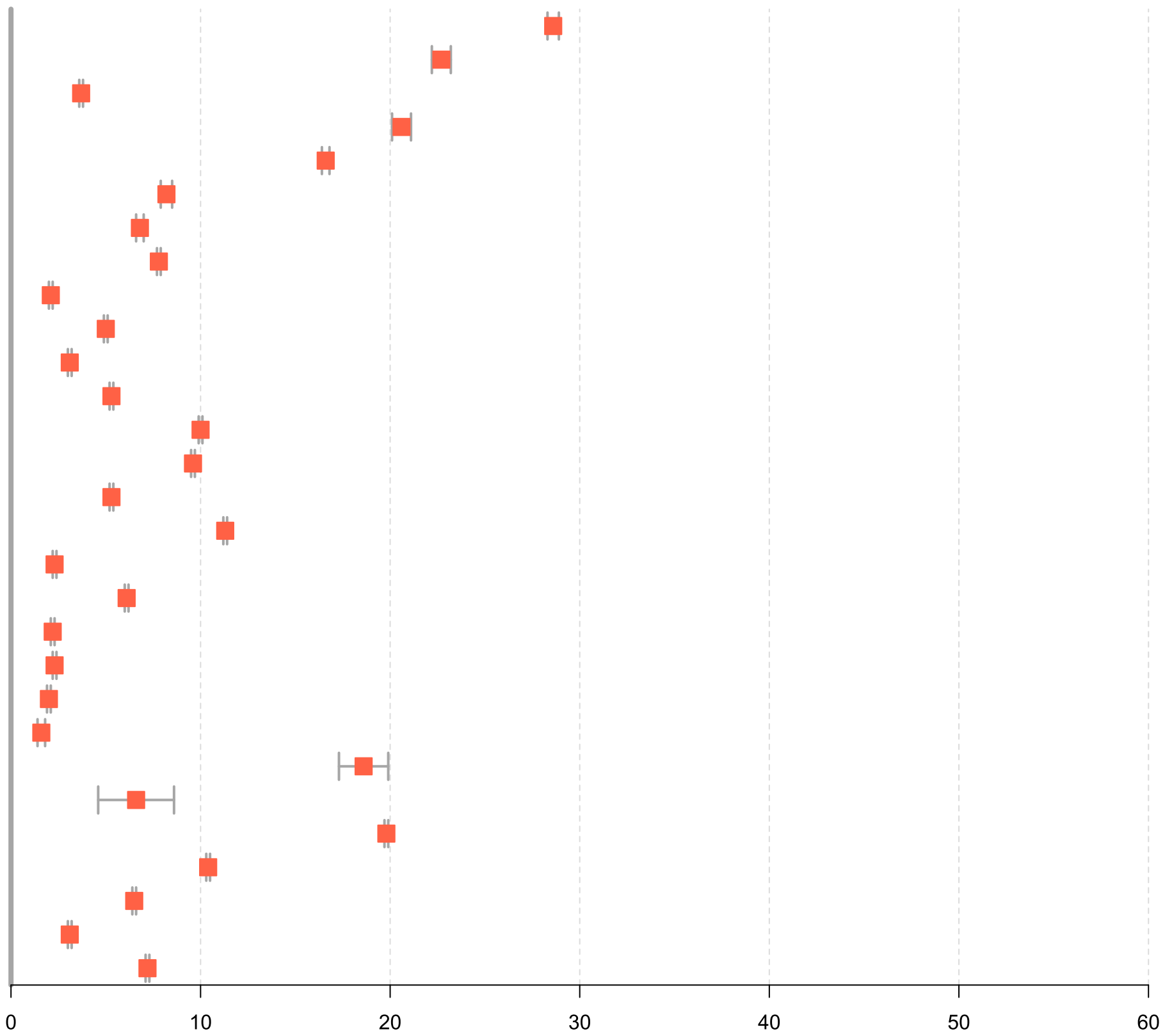
ASIR, 95% CI

- Eastern Africa
- Middle Africa
- Northern Africa
- Southern Africa
- Western Africa
- Caribbean
- Central America
- South America
- Northern America
- Eastern Asia
- All but China
- China
- South-Eastern Asia
- South Central Asia
- All but India
- India
- Western Asia
- Central-Eastern Europe
- Northern Europe
- Southern Europe
- Western Europe
- Australia/New Zealand
- Melanesia
- Micronesia/Polynesia
- Low HDI
- Medium HDI
- High HDI
- Very high HDI
- World

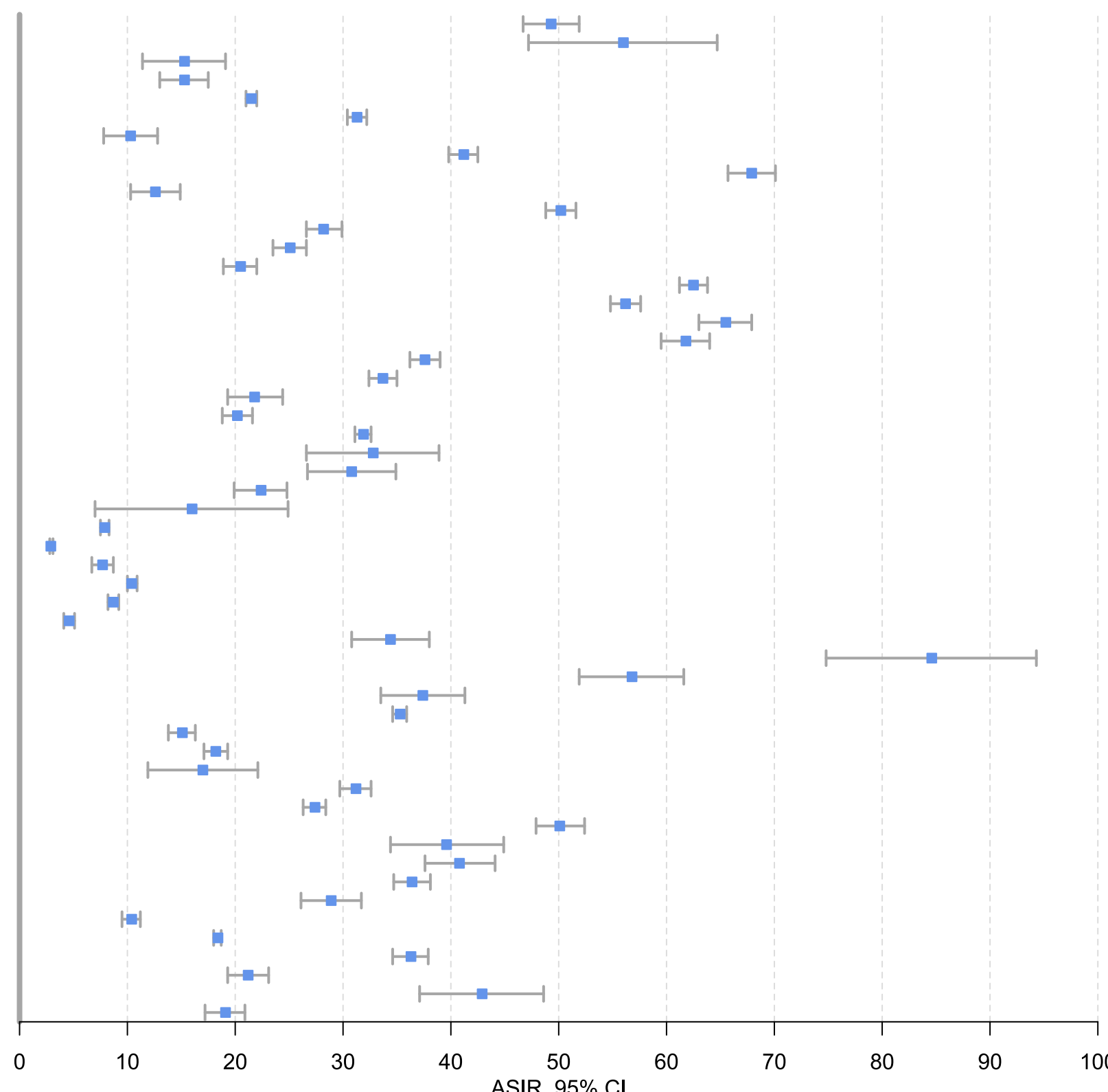


ASMR, 95% CI

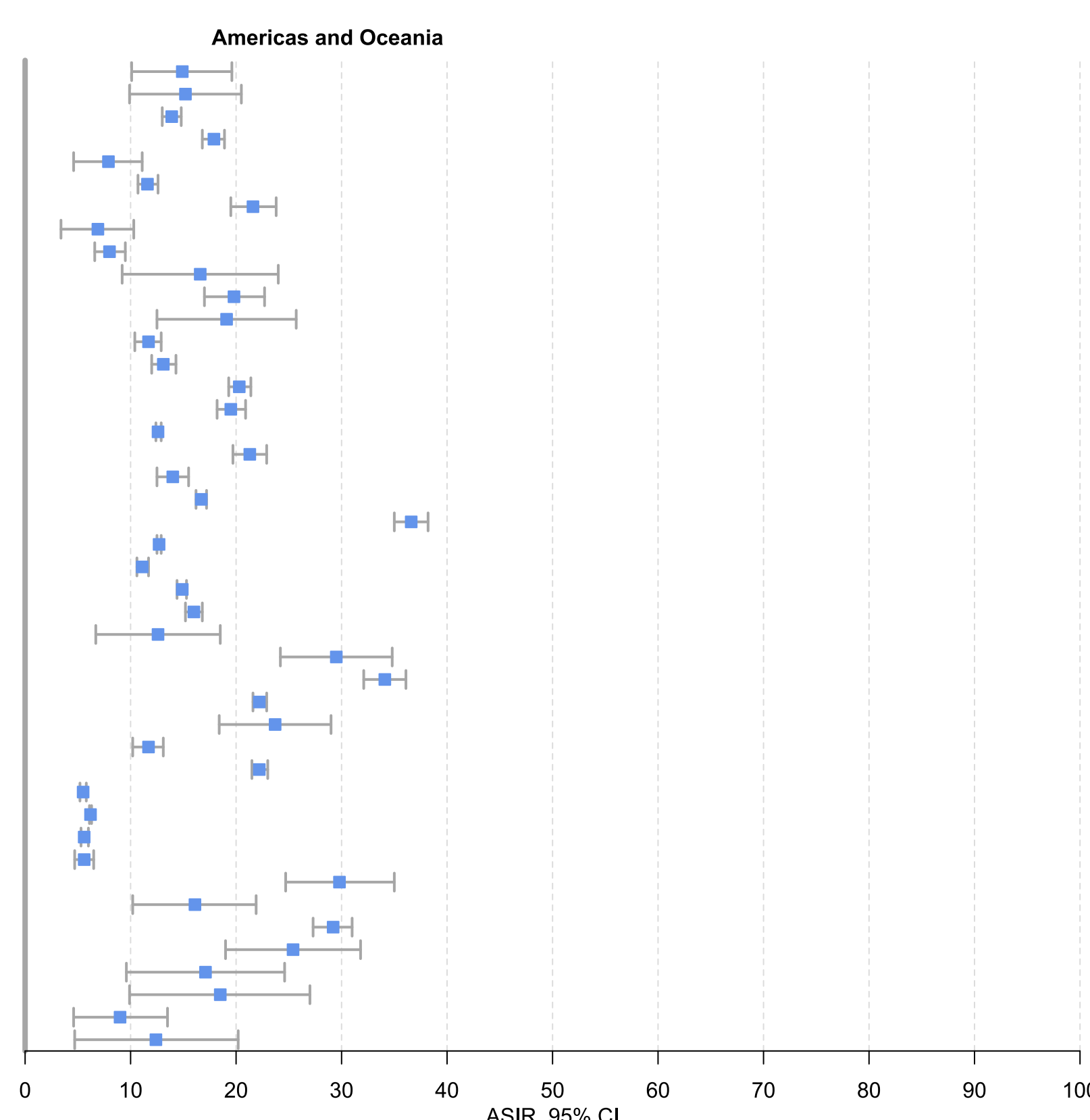
- Eastern Africa
- Middle Africa
- Northern Africa
- Southern Africa
- Western Africa
- Caribbean
- Central America
- South America
- Northern America
- Eastern Asia
- All but China
- China
- South-Eastern Asia
- South Central Asia
- All but India
- India
- Western Asia
- Central-Eastern Europe
- Northern Europe
- Southern Europe
- Western Europe
- Australia/New Zealand
- Melanesia
- Micronesia/Polynesia
- Low HDI
- Medium HDI
- High HDI
- Very high HDI
- World



- Burundi
- Comoros
- Djibouti
- Eritrea
- Ethiopia
- Kenya
- La Reunion
- Madagascar
- Malawi
- Mauritius
- Mozambique
- Rwanda
- Somalia
- South Sudan
- Tanzania
- Uganda
- Zambia
- Zimbabwe
- Angola
- Cameroon
- Central African Republic
- Chad
- Democratic People Republic of Congo
- Equatorial Guinea
- Gabon
- Republic of Congo
- Sao Tome and Principe
- Algeria
- Egypt
- Libya
- Morocco
- Sudan
- Tunisia
- Botswana
- Eswatini
- Lesotho
- Namibia
- South Africa
- Benin
- Burkina Faso
- Cape Verde
- Cote d'Ivoire
- Ghana
- Guinea
- Guinea-Bissau
- Liberia
- Mali
- Mauritania
- Niger
- Nigeria
- Senegal
- Sierra Leone
- The Gambia
- Togo

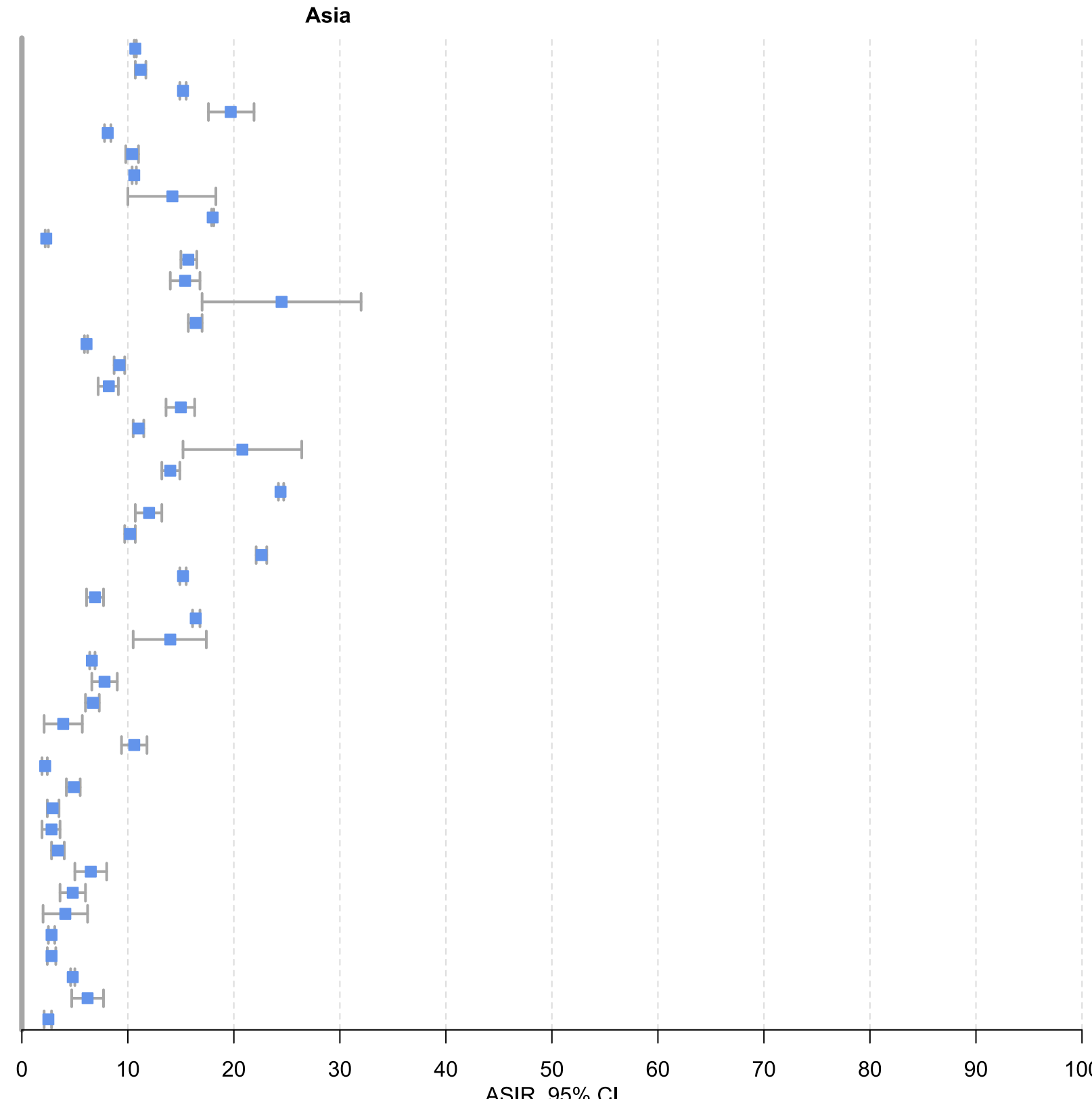


- Bahamas
- Barbados
- Cuba
- Dominican Republic
- Guadeloupe
- Haiti
- Jamaica
- Martinique
- Puerto Rico
- Saint Lucia
- Trinidad and Tobago
- Belize
- Costa Rica
- El Salvador
- Guatemala
- Honduras
- Mexico
- Nicaragua
- Panama
- Argentina
- Bolivia
- Brazil
- Chile
- Colombia
- Ecuador
- French Guyana
- Guyana
- Paraguay
- Peru
- Suriname
- Uruguay
- Venezuela
- Canada
- United States of America
- Australia
- New Zealand
- Fiji
- New Caledonia
- Papua New Guinea
- Solomon Islands
- Vanuatu
- Guam
- French Polynesia
- Samoa

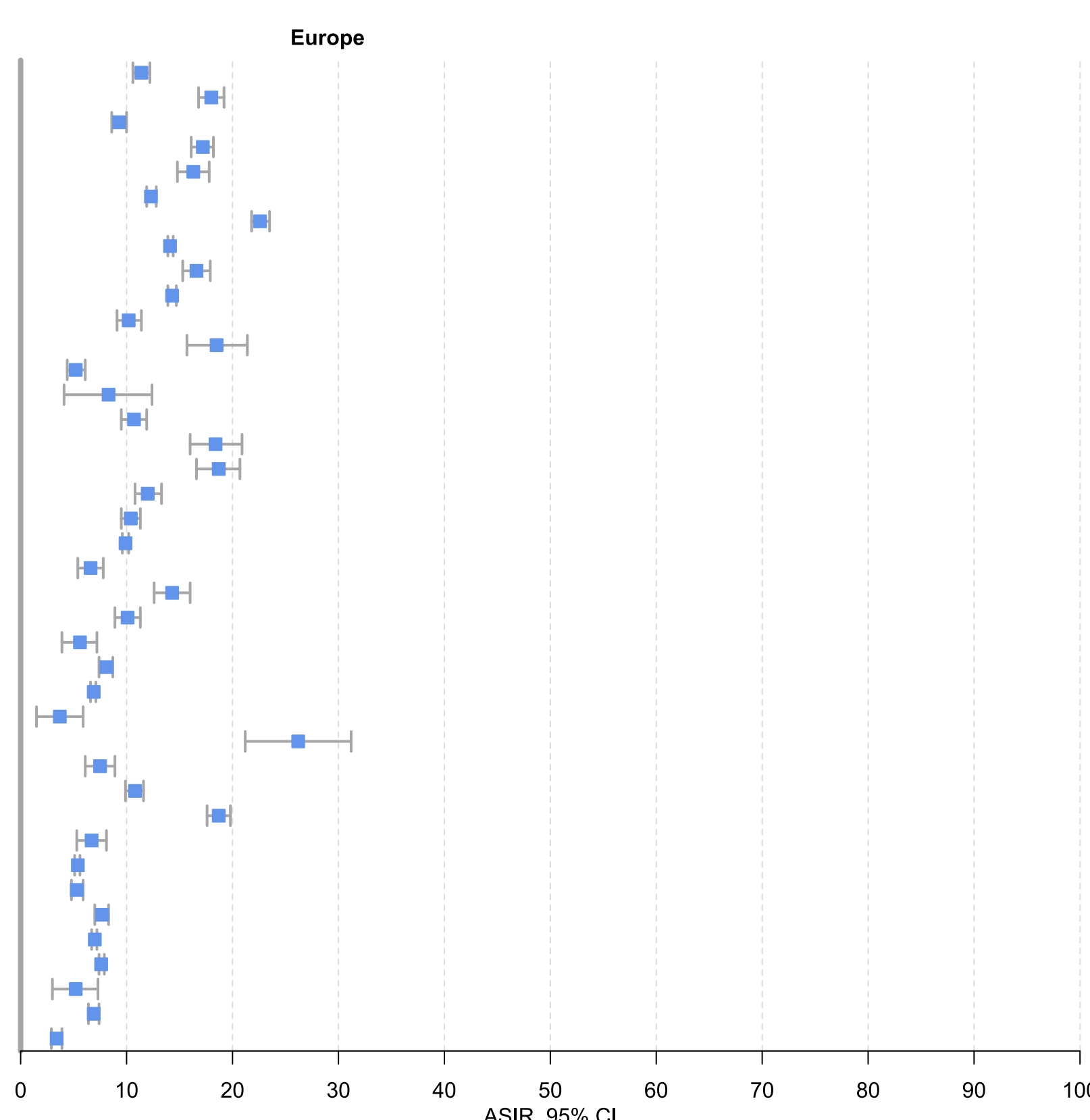


Page 2

- China
- Democratic People Republic of Korea
- Japan
- Mongolia
- Republic of Korea
- Afghanistan
- Bangladesh
- Bhutan
- India
- Islamic Republic of Iran
- Kazakhstan
- Kyrgyzstan
- Maldives
- Nepal
- Pakistan
- Sri Lanka
- Tajikistan
- Turkmenistan
- Uzbekistan
- Brunei Darussalam
- Cambodia
- Indonesia
- Lao People Democratic Republic
- Malaysia
- Myanmar
- Philippines
- Singapore
- Thailand
- Timor-Leste
- Viet Nam
- Armenia
- Azerbaijan
- Bahrain
- Georgia
- Iraq
- Israel
- Jordan
- Kuwait
- Lebanon
- Oman
- Palestine
- Qatar
- Saudi Arabia
- Syrian Arab Republic
- Turkey
- United Arab Emirates
- Yemen



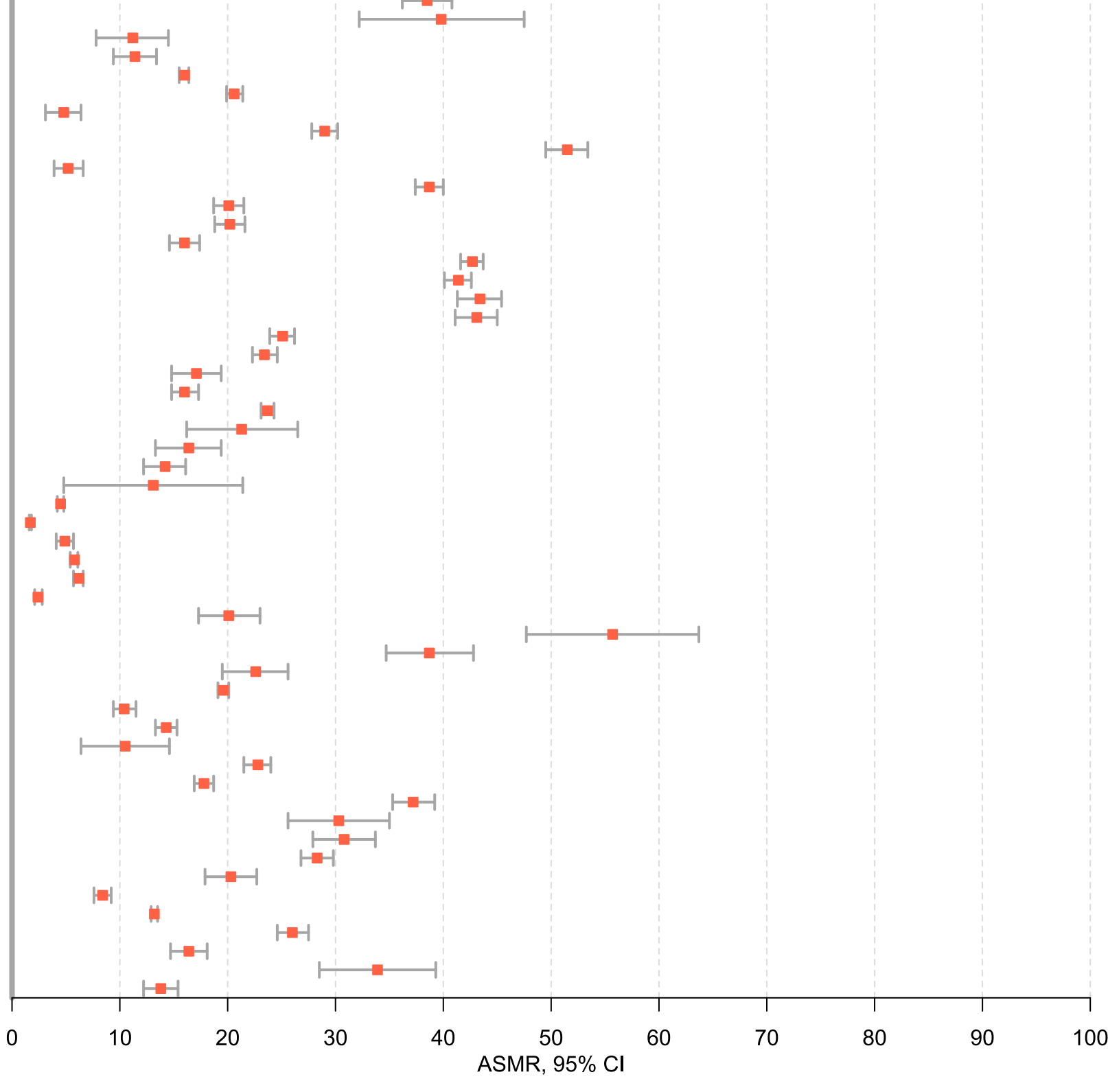
- Belarus
- Bulgaria
- Czechia
- Hungary
- Moldova
- Poland
- Romania
- Russian Federation
- Slovakia
- Ukraine
- Denmark
- Estonia
- Finland
- Iceland
- Ireland
- Latvia
- Lithuania
- Norway
- Sweden
- United Kingdom
- Albania
- Bosnia Herzegovina
- Croatia
- Cyprus
- Greece
- Italy
- Malta
- Montenegro
- North Macedonia
- Portugal
- Serbia
- Slovenia
- Spain
- Austria
- Belgium
- France (metropolitan)
- Germany
- Luxembourg
- Netherlands
- Switzerland



Page 3

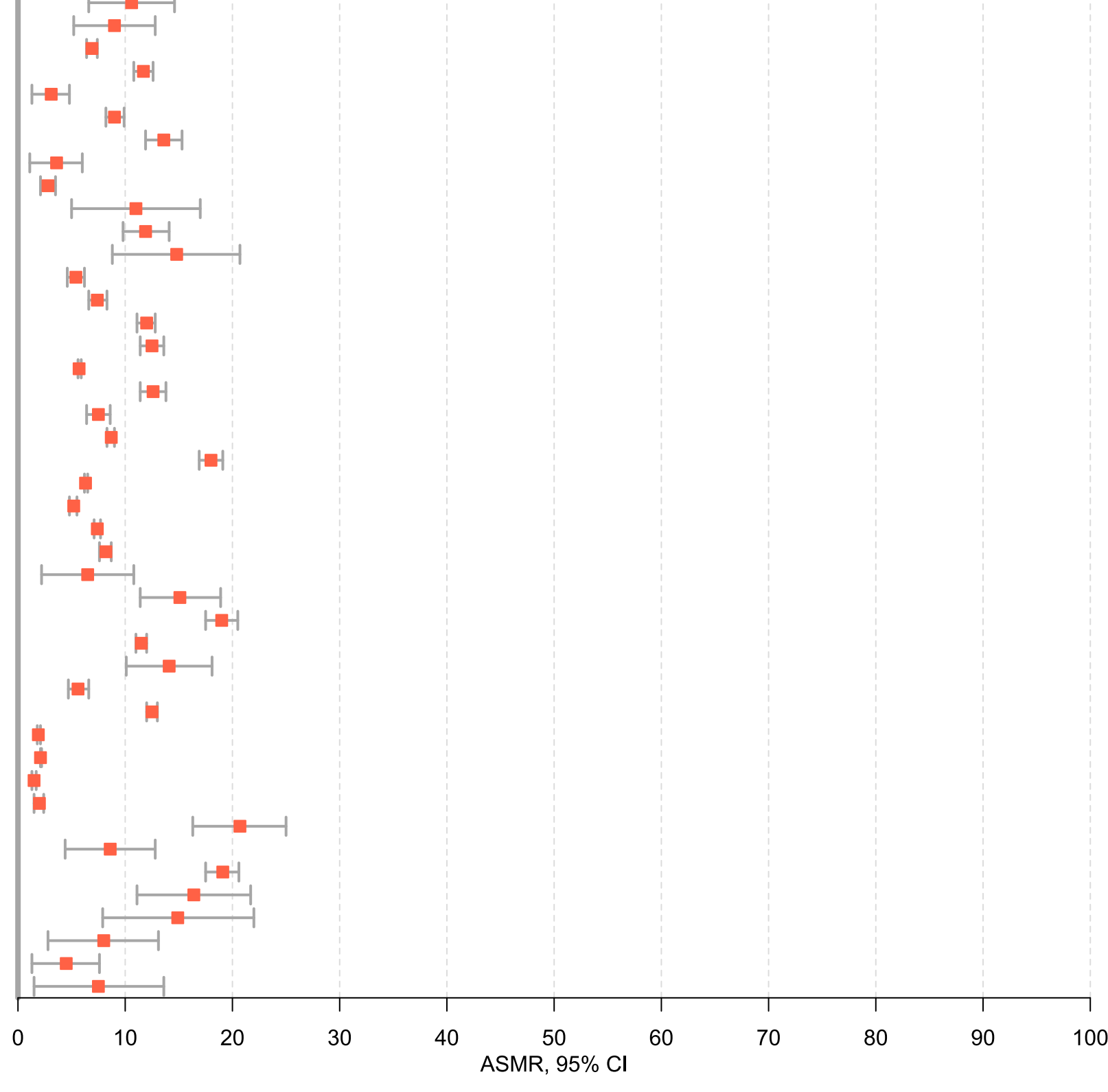
Africa

- Burundi
- Comoros
- Djibouti
- Eritrea
- Ethiopia
- Kenya
- La Reunion
- Madagascar
- Malawi
- Mauritius
- Mozambique
- Rwanda
- Somalia
- South Sudan
- Tanzania
- Uganda
- Zambia
- Zimbabwe
- Angola
- Cameroon
- Central African Republic
- Chad
- Democratic People Republic of Congo
- Equatorial Guinea
- Gabon
- Republic of Congo
- Sao Tome and Principe
- Algeria
- Egypt
- Libya
- Morocco
- Sudan
- Tunisia
- Botswana
- Eswatini
- Lesotho
- Namibia
- South Africa
- Benin
- Burkina Faso
- Cape Verde
- Cote d'Ivoire
- Ghana
- Guinea
- Guinea-Bissau
- Liberia
- Mali
- Mauritania
- Niger
- Nigeria
- Senegal
- Sierra Leone
- The Gambia
- Togo



Americas and Oceania

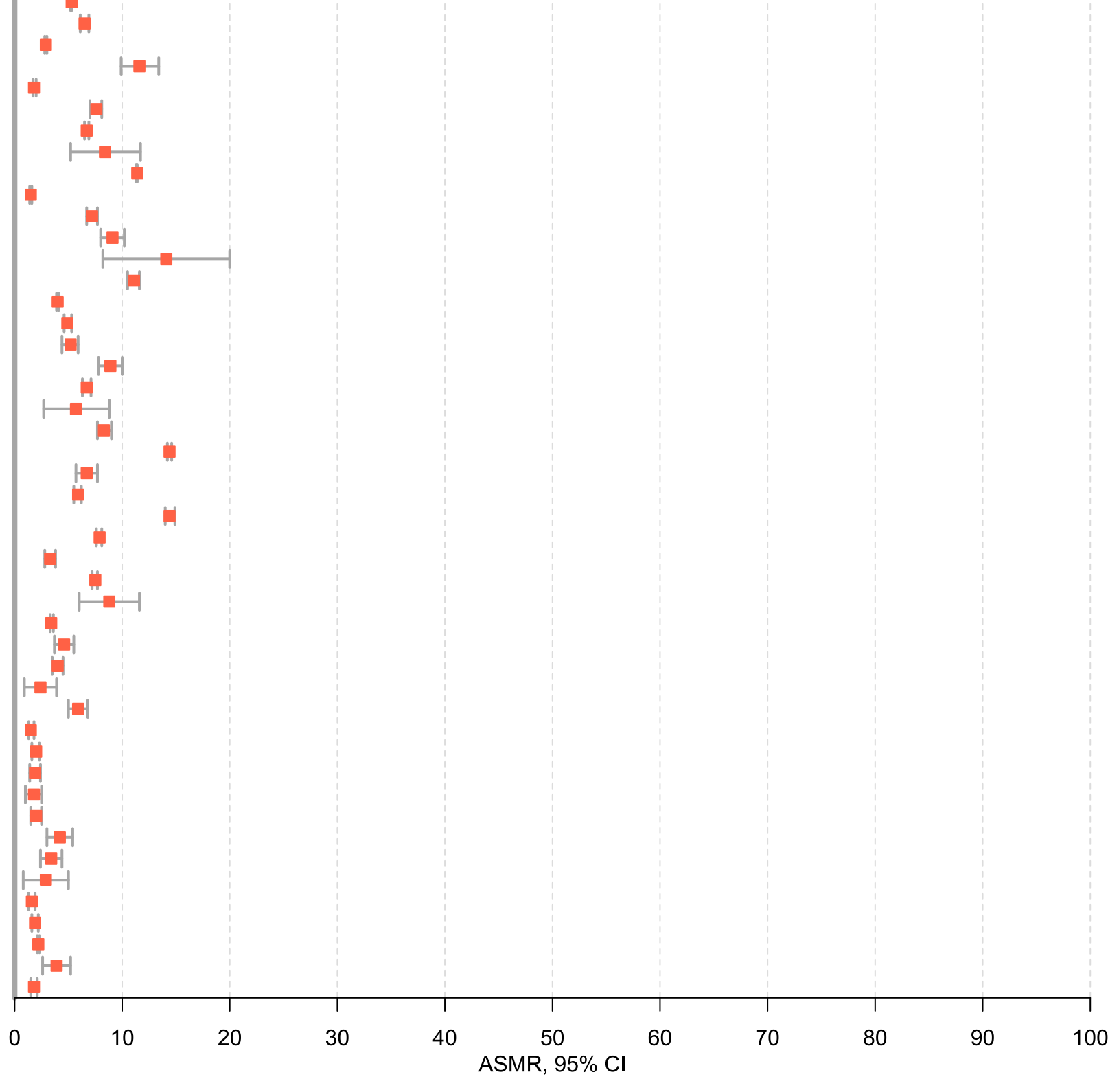
- Bahamas
- Barbados
- Cuba
- Dominican Republic
- Guadeloupe
- Haiti
- Jamaica
- Martinique
- Puerto Rico
- Saint Lucia
- Trinidad and Tobago
- Belize
- Costa Rica
- El Salvador
- Guatemala
- Honduras
- Mexico
- Nicaragua
- Panama
- Argentina
- Bolivia
- Brazil
- Chile
- Colombia
- Ecuador
- French Guyana
- Guyana
- Paraguay
- Peru
- Suriname
- Uruguay
- Venezuela
- Canada
- United States of America
- Australia
- New Zealand
- Fiji
- New Caledonia
- Papua New Guinea
- Solomon Islands
- Vanuatu
- Guam
- French Polynesia
- Samoa



Page 4

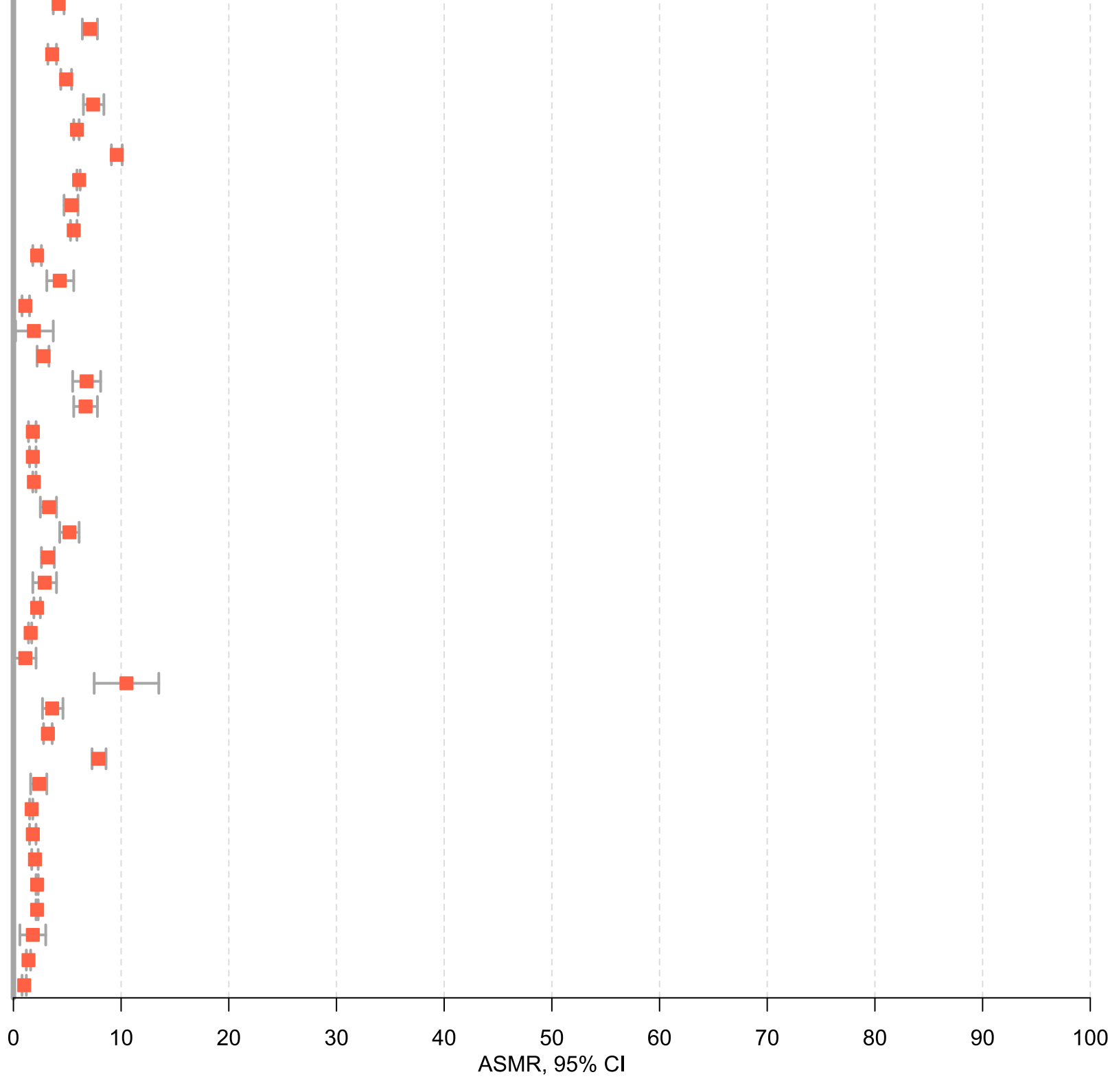
Asia

- China
- Democratic People Republic of Korea
- Japan
- Mongolia
- Republic of Korea
- Afghanistan
- Bangladesh
- Bhutan
- India
- Islamic Republic of Iran
- Kazakhstan
- Kyrgyzstan
- Maldives
- Nepal
- Pakistan
- Sri Lanka
- Tajikistan
- Turkmenistan
- Uzbekistan
- Brunei Darussalam
- Cambodia
- Indonesia
- Lao People Democratic Republic
- Malaysia
- Myanmar
- Philippines
- Singapore
- Thailand
- Timor-Leste
- Viet Nam
- Armenia
- Azerbaijan
- Bahrain
- Georgia
- Iraq
- Israel
- Jordan
- Kuwait
- Lebanon
- Oman
- Palestine
- Qatar
- Saudi Arabia
- Syrian Arab Republic
- Turkey
- United Arab Emirates
- Yemen

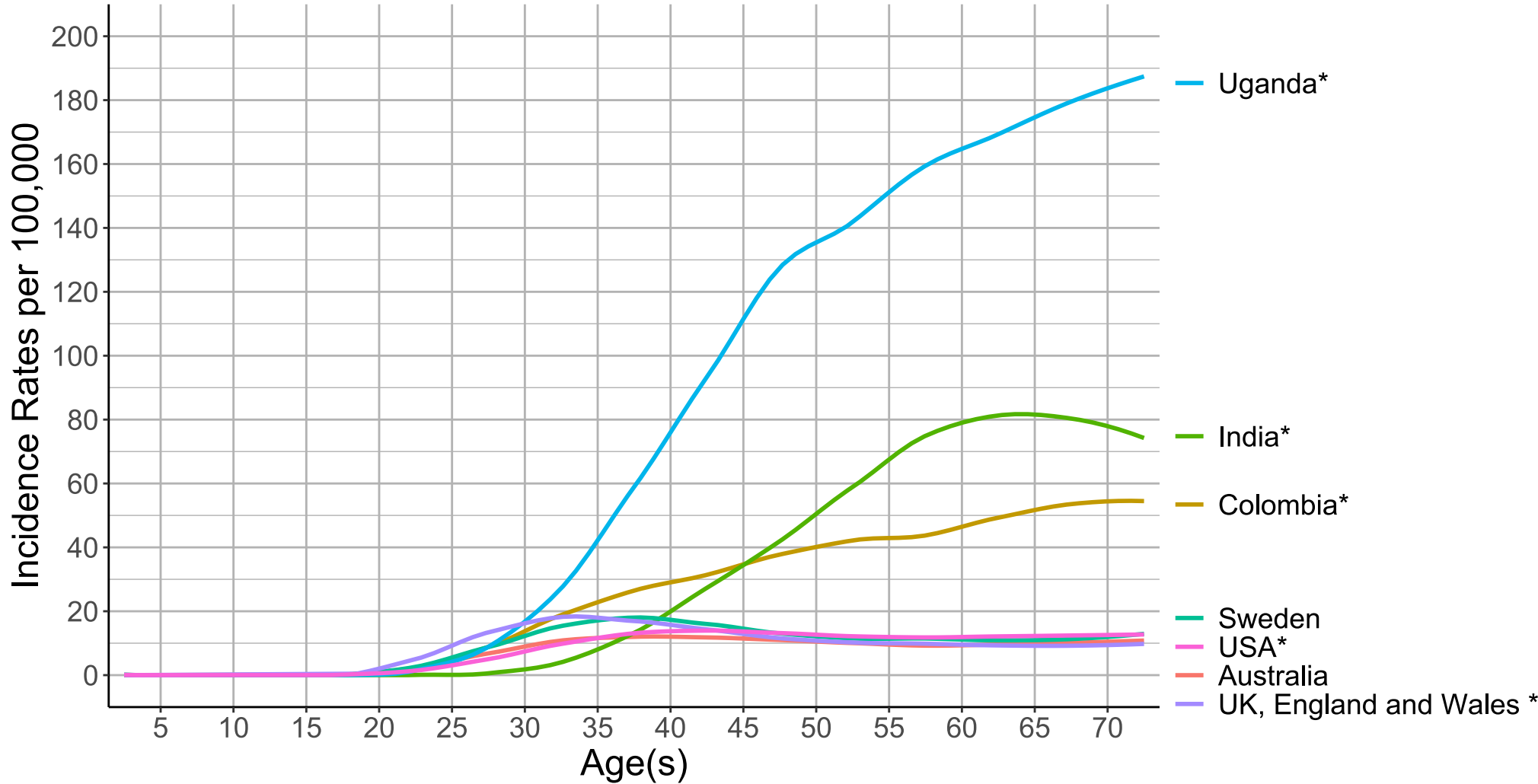


Europe

- Belarus
- Bulgaria
- Czechia
- Hungary
- Moldova
- Poland
- Romania
- Russian Federation
- Slovakia
- Ukraine
- Denmark
- Estonia
- Finland
- Iceland
- Ireland
- Latvia
- Lithuania
- Norway
- Sweden
- United Kingdom
- Albania
- Bosnia Herzegovina
- Croatia
- Cyprus
- Greece
- Italy
- Malta
- Montenegro
- North Macedonia
- Portugal
- Serbia
- Slovenia
- Spain
- Austria
- Belgium
- France (metropolitan)
- Germany
- Luxembourg
- Netherlands
- Switzerland



Page 5



* Subnational data

Appendix (Table I – IV)

Appendix Table I: Availability of data used in trend estimate for individual countries reporting population-based incidence data in CI5plus during the studied period 1988 – 2017

Region	Country	Data used period (in years)
Latin America	Brazil	1993 – 2012
	Chile	1997 – 2012
	Colombia	1988 – 2012
	Costa Rica	1988 – 2011
	Ecuador	1988 – 2012
Asia	China	1988 – 2012
	Thailand	1993 – 2012
	India	1988 – 2012
	Japan	1988 – 2010
	Republic of Korea	1999 – 2012
Central and Eastern Europe	Belarus	1988 – 2012
	Bulgaria	1993 – 2013
	Croatia	1988 – 2012
	Czechia	1988 – 2013
	Latvia	1988 – 2012
	Lithuania	1988 – 2012
	Poland	1998 – 2012
	Slovakia	1988 – 2010
	Slovenia	1988 – 2012
	Ukraine	2003 – 2015
Northern America and Oceania	Australia	1988 – 2016
	Canada	1988 – 2012
	New Zealand	1988 – 2012
	USA	1988 – 2016
Northern Europe	Denmark	1988 – 2016
	Iceland	1988 – 2016
	Norway	1988 – 2016
	Sweden	1988 – 2016
	UK, England and Wales	1988 – 2017
	UK, Northern Ireland	1993 – 2013
Western and Southern Europe	France	1988 – 2012
	Germany	1998 – 2012
	Italy	1988 – 2012
	Malta	1992 – 2013
	Spain	1993 – 2010
	Switzerland	1998 – 2012
	The Netherlands	1989 – 2013

Appendix Table II: Estimated annual percentage change (EAPC) in age-standardized rates (ASR) with 95% confidence interval (CI) of cervical cancer incidence in last 10 years available by countries reporting population-based incidence data in CI5plus

Country	EAPC (%)	EAPC, lower CI (%)	EAPC, upper CI (%)
Latvia (2003-2012)	4.3	-1.7	10.6
Japan (2001-2010)*	3.4	-4.0	11.4
Ireland (2003-2012)	3.1	-3.7	10.4
Sweden (2007-2016)	2.9	-4.8	11.3
Norway (2007-2016)	2.3	-4.5	9.5
UK, Northern Ireland (2004-2013)	2.1	-5.0	9.6
Estonia (2003-2012)	1.6	-3.6	7.0
China (2003-2012)*	1.5	-7.0	10.7
Belarus (2003-2012)	1.1	-4.8	7.5
Germany (2003-2012)*	1.1	-6.1	8.8
Iceland (2007-2016)	0.9	-6.3	8.6
The Netherlands (2004-2013)	0.6	-7.8	9.7
Slovakia (2001-2010)	0.4	-4.9	6.1
Ukraine (2006-2015)	0.3	-5.1	6.0
Italy (2003-2012)*	0.2	-8.9	10.2
Croatia (2003-2012)	0.2	-6.2	7.1
Australia (2007-2016)	0.2	-8.6	9.8
UK, England and Wales (2008-2017)*	0.2	-7.4	8.4
Switzerland (2003-2012)*	0.1	-10.2	11.7
Uganda (2006-2015)*	0.0	-2.9	3.0
Turkey (2003-2012)*	-0.2	-9.1	9.5
Spain (2001-2010)*	-0.4	-8.6	8.7
Denmark (2007-2016)	-0.4	-6.9	6.6
Israel (2003-2012)	-0.4	-9.2	9.2
Bulgaria (2004-2013)	-0.5	-5.2	4.5
Canada (2003-2012)*	-0.5	-8.7	8.5
New Zealand (2003-2012)	-0.9	-9.2	8.3
Ecuador (2003-2012)*	-1.2	-6.0	3.9
Lithuania (2003-2012)	-1.2	-5.8	3.6
USA (2007-2016)*	-1.2	-9.9	8.2
France (2003-2012)*	-1.8	-9.7	6.7
Czechia (2004-2013)	-2.3	-8.0	3.7
Malta (2004-2013)	-2.4	-12.4	8.8
Costa Rica (2002-2011)	-2.9	-8.4	2.9
Republic of Korea (2003-2012)	-3.6	-9.5	2.7
Poland (2003-2012)*	-3.7	-9.9	2.8
India (2003-2012)*	-3.8	-8.4	1.1
Thailand (2003-2012)*	-4.8	-9.9	0.6
Colombia (2003-2012)*	-5.6	-10.3	-0.7
Chile (2003-2012)*	-6.3	-11.5	-0.9
Kuwait: Kuwaiti (2003-2012)	-6.8	-17.1	4.8
Slovenia (2003-2012)	-7.1	-13.1	-0.6
Brazil (2003-2012)*	-7.9	-12.5	-3.0

*subnational data

Appendix Table III: Estimated number of cervical cancer cases with uncertainty intervals (UIs) by country (sorted by decreasing number of cases)

Population	Number of cases	Uncertainty interval
World	604127	[582031.0-627062.0]
India	123907	[119237.0-128760.0]
China	109741	[106978.0-112576.0]
Indonesia	36633	[33763.5-39746.4]
Brazil	17743	[16977.0-18543.6]
Russian Federation	15308	[14910.1-15716.5]
United States of America	13545	[13118.7-13985.2]
Japan	12785	[11424.7-14307.2]
Nigeria	12075	[10035.7-14528.6]
South Africa	10702	[10390.6-11022.8]
Tanzania, United Republic of	10241	[9352.0-11214.5]
Mexico	9439	[8942.8-9962.7]
Thailand	9158	[8563.1-9794.2]
Bangladesh	8268	[6083.7-11236.5]
Philippines	7897	[7306.2-8535.6]
Congo, Democratic Republic of	7772	[5029.7-12009.4]
Ethiopia	7445	[6425.3-8626.5]
Myanmar	7129	[4069.1-12489.9]
Uganda	6959	[6312.5-7671.7]
Mozambique	5325	[4630.3-6124.0]
Kenya	5236	[4591.6-5970.9]
Pakistan	5008	[3805.2-6591.0]
Ukraine	4756	[4386.8-5156.3]
Colombia	4742	[4311.2-5215.8]
Germany	4666	[4366.3-4986.3]
Argentina	4583	[4133.9-5080.9]
Peru	4270	[3779.3-4824.4]
Malawi	4145	[3476.4-4942.2]
Viet Nam	4132	[3786.7-4508.8]
Poland	3862	[3582.6-4163.2]
United Kingdom	3791	[3562.9-4033.7]
Madagascar	3763	[2193.4-6455.9]
Venezuela, Bolivarian Republic of	3709	[3220.3-4271.9]
Romania	3380	[3019.0-3784.1]
France	3379	[2994.8-3812.5]
Korea, Republic of	3218	[3061.9-3382.1]
Angola	3195	[2660.0-3837.6]
Zambia	3161	[2778.7-3595.9]
Italy	3152	[2648.0-3751.9]
Zimbabwe	3043	[2747.7-3370.0]
Ghana	2797	[2174.1-3598.3]
Cameroon	2770	[2237.8-3428.8]
Turkey	2532	[2042.5-3138.9]

Nepal	2244	[1926.1-2614.3]
Morocco	2165	[1917.0-2445.0]
Guinea	2068	[1750.4-2443.3]
Côte d'Ivoire	2067	[1800.2-2373.3]
Bolivia, Plurinational State of	1985	[1757.8-2241.6]
Korea, Democratic Republic of	1970	[1684.5-2303.9]
Spain	1957	[1697.1-2256.8]
Senegal	1937	[856.2-4382.0]
Mali	1934	[1648.8-2268.5]
Uzbekistan	1887	[1616.8-2202.3]
Kazakhstan	1777	[1677.0-1882.9]
Malaysia	1740	[1616.6-1872.9]
Algeria	1663	[1437.7-1923.6]
Burundi	1581	[921.5-2712.4]
Guatemala	1555	[1382.0-1749.6]
Ecuador	1534	[1332.6-1765.9]
Chile	1503	[1271.0-1777.4]
Canada	1422	[1214.8-1664.5]
Sri Lanka	1407	[1314.8-1505.7]
Egypt	1320	[1013.5-1719.1]
Hungary	1251	[1025.9-1525.5]
Rwanda	1229	[929.5-1625.1]
Sudan	1227	[1124.4-1339.0]
Serbia	1205	[1024.7-1417.0]
Afghanistan	1200	[883.0-1630.8]
Cuba	1187	[1011.3-1393.3]
Paraguay	1175	[942.8-1464.3]
Cambodia	1135	[647.8-1988.5]
Burkina Faso	1132	[636.9-2012.1]
Papua New Guinea	1077	[310.7-3733.3]
Dominican Republic	1074	[959.4-1202.2]
Iran, Islamic Republic of	1056	[956.8-1165.4]
Somalia	1055	[614.9-1810.0]
Bulgaria	1009	[863.5-1179.0]
Australia	920	[834.2-1014.6]
Chad	890	[576.0-1375.2]
Portugal	865	[705.9-1060.0]
Honduras	858	[668.5-1101.2]
Belarus	835	[777.5-896.8]
The Netherlands	773	[670.4-891.3]
Czechia	769	[654.5-903.5]
Nicaragua	719	[593.0-871.8]
South Sudan	711	[414.4-1219.8]
Slovakia	698	[638.6-762.9]
Greece	697	[530.0-916.6]
Liberia	656	[290.0-1484.0]
Sweden	656	[585.4-735.1]
Belgium	639	[562.4-726.1]

Niger	622	[311.8-1240.9]
Haiti	588	[501.7-689.1]
Benin	560	[391.4-801.2]
Lesotho	541	[381.3-767.7]
El Salvador	530	[432.6-649.3]
Sierra Leone	504	[468.5-542.2]
Kyrgyzstan	498	[392.0-632.7]
Republic of Moldova	480	[375.3-614.0]
Turkmenistan	461	[385.7-551.0]
Togo	455	[320.7-645.6]
Mauritania	428	[189.2-968.2]
Azerbaijan	425	[374.5-482.3]
Lithuania	412	[351.2-483.3]
Norway	397	[336.3-468.6]
Jamaica	386	[322.7-461.7]
Austria	385	[298.5-496.5]
Denmark	384	[322.7-456.9]
Namibia	375	[332.5-422.9]
Botswana	374	[281.7-496.6]
Lao People's Democratic Republic	371	[211.8-650.0]
Costa Rica	367	[258.9-520.3]
Saudi Arabia	358	[190.9-671.4]
Congo, Republic of	350	[270.0-453.7]
Panama	346	[270.1-443.2]
Tunisia	342	[263.5-443.9]
Ireland	342	[252.9-462.6]
Eswatini	341	[302.8-384.0]
Croatia	336	[271.9-415.2]
Mongolia	334	[291.5-382.8]
Georgia	327	[305.8-349.6]
Tajikistan	322	[262.7-394.7]
Bosnia and Herzegovina	312	[253.1-384.6]
Singapore	309	[254.8-374.8]
Central African Republic	297	[192.2-458.9]
The Republic of the Gambia	286	[213.4-383.4]
Iraq	286	[248.5-329.1]
Uruguay	273	[211.1-353.1]
Latvia	267	[197.5-361.0]
Israel	245	[194.0-309.3]
Libya	240	[165.5-348.0]
Guinea-Bissau	239	[105.6-540.7]
Switzerland	236	[166.4-334.7]
Gabon	236	[163.9-339.9]
Yemen	225	[102.7-493.0]
Syrian Arab Republic	215	[42.7-1082.4]
Trinidad and Tobago	202	[154.9-263.5]
Estonia	196	[145.7-263.7]

Finland	185	[133.7-256.1]
Eritrea	178	[103.8-305.4]
Armenia	178	[166.5-190.3]
New Zealand	174	[123.6-244.9]
Comoros	167	[97.3-286.5]
Puerto Rico	156	[97.1-250.7]
Fiji	136	[111.8-165.4]
Albania	133	[92.4-191.4]
Lebanon	124	[99.5-154.6]
Mauritius	123	[82.0-184.6]
United Arab Emirates	123	[87.6-172.8]
Equatorial Guinea	123	[79.6-190.1]
Guyana	121	[81.0-180.6]
Jordan	115	[84.0-157.4]
Montenegro	113	[90.9-140.5]
North Macedonia	113	[78.8-162.0]
Slovenia	104	[65.1-166.3]
Oman	88	[59.1-131.1]
Suriname	78	[51.4-118.3]
France, La Réunion	70	[52.5-93.2]
Timor-Leste	65	[37.1-113.9]
Solomon Islands	65	[18.8-225.3]
Gaza Strip and West Bank	64	[12.7-322.2]
Djibouti	63	[36.7-108.1]
Brunei Darussalam	54	[36.2-80.5]
Kuwait	53	[36.8-76.3]
Bhutan	47	[41.7-52.9]
Cabo Verde	46	[26.4-80.1]
Maldives	46	[33.8-62.5]
Cyprus	46	[30.8-68.7]
Barbados	39	[22.6-67.4]
Bahamas	39	[22.7-67.0]
Belize	34	[19.5-59.2]
France, New Caledonia	30	[18.5-48.8]
France, Guadeloupe	29	[19.5-43.1]
France, Martinique	26	[17.0-39.8]
Luxembourg	24	[10.1-57.1]
Qatar	23	[6.1-86.6]
Vanuatu	22	[7.2-67.2]
Bahrain	21	[11.6-37.9]
Saint Lucia	20	[9.3-43.1]
Guam	19	[11.9-30.2]
French Guiana	18	[11.1-29.1]
French Polynesia	16	[8.6-29.7]
Iceland	16	[9.6-26.6]
Sao Tome and Principe	13	[12.5-13.6]
Malta	13	[6.6-25.8]
Samoa	10	[5.0-19.9]

Appendix Table IV: Estimated number of cervical cancer deaths with uncertainty intervals (UIs) by country (sorted by decreasing number of death cases)

Population	Number of deaths	Uncertainty interval
World	341831	[324231.0-360386.0]
India	77348	[74245.5-80580.2]
China	59060	[56090.0-62187.3]
Indonesia	21003	[19331.7-22818.7]
Brazil	9168	[8852.8-9494.4]
Nigeria	7968	[6468.9-9814.5]
Russian Federation	7550	[7313.9-7793.7]
Tanzania, United Republic of	6525	[5857.9-7268.1]
South Africa	5870	[5492.2-6273.8]
United States of America	5706	[5381.5-6050.0]
Congo, Democratic Republic of	5548	[3678.3-8368.1]
Ethiopia	5338	[4497.6-6335.5]
Bangladesh	4971	[3736.6-6613.2]
Thailand	4705	[4337.8-5103.3]
Uganda	4607	[4113.1-5160.3]
Myanmar	4497	[2802.1-7217.1]
Mexico	4335	[4141.9-4537.1]
Japan	4213	[4016.8-4418.8]
Philippines	4052	[3737.3-4393.2]
Mozambique	3850	[3272.1-4530.0]
Kenya	3211	[2747.0-3753.3]
Pakistan	3197	[2403.1-4253.1]
Malawi	2905	[2392.7-3527.0]
Argentina	2553	[2350.5-2772.9]
Colombia	2490	[2316.3-2676.7]
Madagascar	2460	[1425.3-4245.9]
Peru	2288	[2079.2-2517.7]
Viet Nam	2223	[2019.4-2447.1]
Poland	2137	[2012.2-2269.5]
Venezuela, Bolivarian Republic of	2129	[1910.2-2372.8]
Ukraine	2089	[1938.8-2250.9]
Germany	2075	[1939.0-2220.5]
Zimbabwe	1976	[1752.6-2227.9]
Angola	1949	[1602.6-2370.2]
Zambia	1904	[1633.6-2219.1]
Romania	1805	[1653.6-1970.2]
Cameroon	1787	[1421.4-2246.6]
Ghana	1699	[1282.9-2250.0]
Nepal	1493	[1251.4-1781.2]
Guinea	1463	[1232.3-1736.9]
France	1452	[1320.9-1596.1]
Côte d'Ivoire	1417	[1208.5-1661.4]
Mali	1406	[1172.4-1686.2]
Senegal	1312	[612.4-2810.8]
Turkey	1245	[1101.3-1407.5]
Morocco	1199	[1045.6-1374.9]

Korea, Democratic Republic of	1128	[879.5-1446.8]
Burundi	1126	[652.4-1943.4]
United Kingdom	1121	[1035.8-1213.2]
Uzbekistan	1103	[969.5-1254.9]
Bolivia, Plurinational State of	1054	[938.2-1184.1]
Korea, Republic of	1014	[921.6-1115.6]
Italy	1011	[884.5-1155.6]
Malaysia	991	[918.4-1069.3]
Algeria	930	[786.6-1099.5]
Guatemala	872	[786.9-966.3]
Burkina Faso	839	[445.2-1581.2]
Kazakhstan	834	[769.0-904.4]
Rwanda	829	[596.9-1151.4]
Sudan	828	[754.3-908.9]
Afghanistan	823	[618.6-1094.9]
Spain	814	[728.8-909.1]
Ecuador	813	[728.1-907.9]
Somalia	812	[470.5-1401.5]
Chile	799	[702.5-908.7]
Sri Lanka	780	[716.4-849.3]
Egypt	744	[552.5-1001.8]
Cuba	715	[624.6-818.5]
Dominican Republic	714	[644.6-790.9]
Chad	650	[430.9-980.4]
Papua New Guinea	650	[211.8-1995.2]
Paraguay	648	[545.3-770.0]
Iran, Islamic Republic of	644	[584.3-709.8]
Cambodia	643	[400.7-1031.9]
Canada	637	[572.7-708.5]
Serbia	634	[559.1-718.9]
South Sudan	529	[306.5-913.0]
Honduras	518	[449.0-597.6]
Bulgaria	503	[409.0-618.6]
Hungary	482	[414.6-560.4]
Niger	475	[221.7-1017.6]
Liberia	469	[218.9-1004.8]
Haiti	439	[380.1-507.0]
Nicaragua	413	[350.4-486.8]
Czechia	398	[338.6-467.8]
Portugal	379	[323.2-444.5]
Benin	368	[241.5-560.7]
Sierra Leone	367	[336.9-399.8]
Lesotho	362	[252.2-519.7]
Belarus	358	[316.1-405.4]
Australia	328	[274.3-392.3]
El Salvador	317	[264.1-380.5]
Togo	309	[218.6-436.7]
Kyrgyzstan	286	[234.6-348.6]
Mauritania	286	[133.5-612.7]
Slovakia	284	[233.3-345.7]
Greece	282	[226.4-351.2]

Turkmenistan	265	[226.6-310.0]
Azerbaijan	256	[220.1-297.8]
The Netherlands	253	[202.2-316.6]
Republic of Moldova	248	[206.1-298.4]
Jamaica	247	[211.0-289.1]
Belgium	236	[189.2-294.4]
Central African Republic	223	[147.8-336.4]
Eswatini	214	[184.1-248.7]
Namibia	214	[183.8-249.1]
Congo, Republic of	214	[158.7-288.5]
Botswana	207	[144.2-297.2]
Georgia	204	[160.4-259.4]
Sweden	200	[159.6-250.6]
The Republic of the Gambia	199	[143.6-275.7]
Panama	194	[156.7-240.1]
Iraq	193	[160.8-231.6]
Lithuania	193	[160.1-232.7]
Costa Rica	192	[150.9-244.2]
Lao People's Democratic Republic	191	[119.0-306.5]
Tajikistan	190	[159.7-226.0]
Tunisia	185	[138.8-246.5]
Mongolia	182	[147.2-225.0]
Saudi Arabia	179	[75.2-426.2]
Guinea-Bissau	172	[80.3-368.5]
Singapore	172	[140.3-210.9]
Austria	170	[132.2-218.6]
Uruguay	159	[125.1-202.1]
Bosnia and Herzegovina	153	[127.9-183.0]
Yemen	153	[63.6-368.3]
Croatia	150	[115.8-194.3]
Libya	141	[95.8-207.5]
Denmark	140	[79.8-245.6]
Syrian Arab Republic	137	[28.8-651.5]
Latvia	136	[98.6-187.5]
Eritrea	130	[75.3-224.4]
Trinidad and Tobago	127	[100.8-160.0]
Israel	121	[86.8-168.8]
Gabon	118	[78.2-178.0]
Armenia	115	[78.8-167.9]
Comoros	109	[63.2-188.1]
Ireland	106	[73.0-154.0]
Switzerland	100	[74.2-134.7]
Norway	96	[57.5-160.4]
Fiji	92	[45.5-186.1]
Puerto Rico	83	[58.9-117.0]
New Zealand	81	[60.6-108.3]
Albania	74	[53.0-103.3]
Equatorial Guinea	73	[48.4-110.1]
Lebanon	73	[55.2-96.5]
Jordan	71	[48.0-105.1]
Finland	67	[50.8-88.3]

Guyana	63	[45.9-86.5]
North Macedonia	62	[45.7-84.1]
Estonia	62	[43.8-87.7]
Mauritius	61	[36.7-101.5]
United Arab Emirates	59	[38.0-91.7]
Montenegro	54	[38.5-75.8]
Slovenia	54	[34.8-83.8]
Oman	50	[30.5-81.9]
Suriname	48	[33.4-69.1]
Gaza Strip and West Bank	44	[9.3-209.2]
Djibouti	44	[25.5-75.9]
Solomon Islands	40	[13.0-122.8]
Timor-Leste	39	[24.3-62.6]
France, La Réunion	37	[22.2-61.5]
Cyprus	33	[20.7-52.5]
Kuwait	28	[17.3-45.2]
Bahamas	28	[17.4-45.1]
Bhutan	27	[23.9-30.5]
Cabo Verde	27	[15.5-47.0]
Barbados	26	[15.9-42.5]
Belize	25	[15.4-40.7]
Maldives	24	[18.9-30.4]
Vanuatu	19	[5.5-65.9]
France, New Caledonia	17	[8.5-33.9]
France, Martinique	15	[8.3-27.2]
Brunei Darussalam	14	[7.6-25.9]
France, Guadeloupe	14	[7.5-26.2]
Saint Lucia	13	[6.6-25.7]
Bahrain	12	[5.7-25.5]
Qatar	11	[2.3-52.3]
Luxembourg	10	[4.8-20.9]
Guam	10	[3.6-28.0]
Sao Tome and Principe	10	[0.20-413.8]
French Guiana	9	[3.8-21.3]
French Polynesia	8	[2.5-25.2]
Samoa	6	[0.90-42.3]
Iceland	5	[1.9-12.9]
Malta	5	[1.9-13.3]
