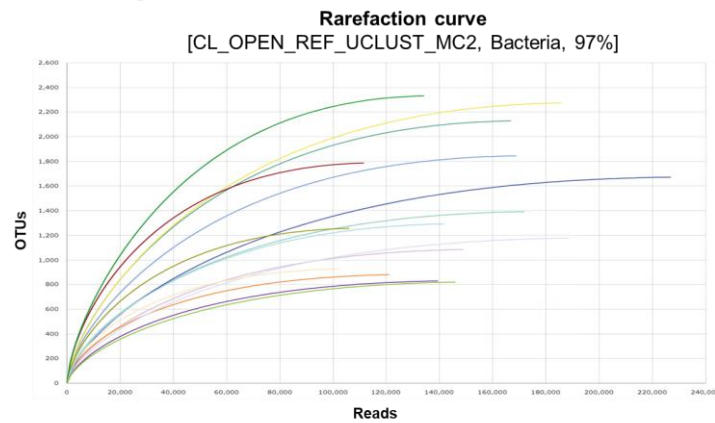
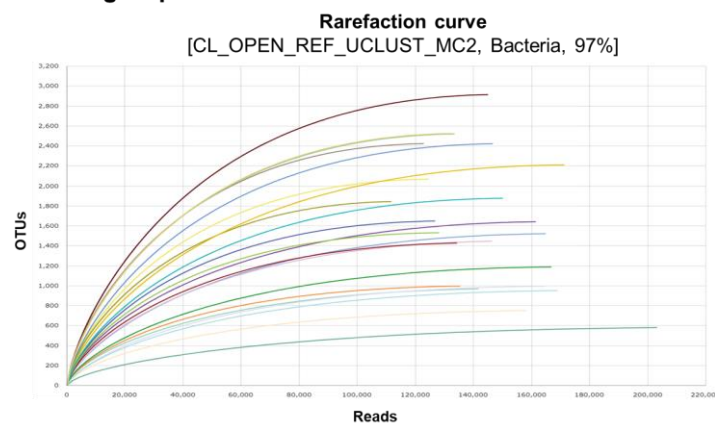


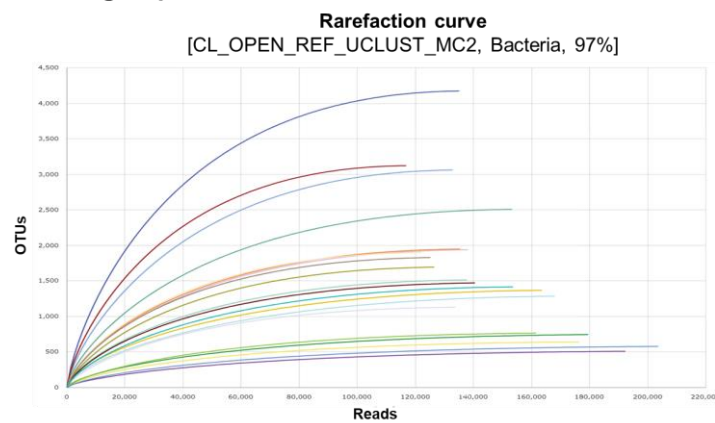
### A Female group



### B Male group



### C ORX group



**S2 Fig.** Rarefaction curves of the 97% OTUs observed species. Rarefaction curves in females (A), males (B), and ORXs (C) including control, AOM/DSS, and AOM/DSS+TP groups. AOM, azoxymethane; DSS, dextran sulfate sodium salt; ORX, orchietomized; OTUs, operational taxonomic units; TP, testosterone propionate.