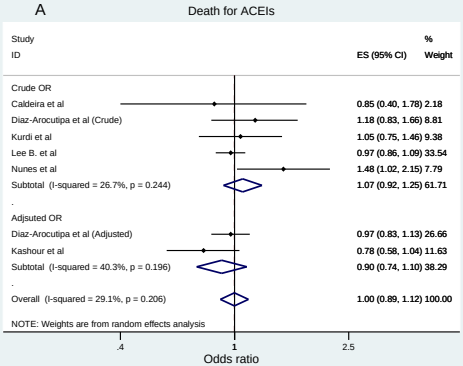
A
Death for ACEIs
Study
ID
ES (95% CI)
%
Weight
Crude OR
Caldeira et al 0.85 (0.40, 1.78) 2.18
Diaz-Arocutipa et al (Crude) 1.18 (0.83, 1.66) 8.81
Kurdi et al 1.05 (0.75, 1.46) 9.38
Lee B. et al 0.97 (0.86, 1.09) 33.54
Nunes et al 1.48 (1.02, 2.15) 7.79
Subtotal (I-squared = 26.7%, p = 0.244) 1.07 (0.92, 1.25) 61.71
Adjsuted OR
Diaz-Arocutipa et al (Adjusted) 0.97 (0.83, 1.13) 26.66
Kashour et al 0.78 (0.58, 1.04) 11.63
Subtotal (I-squared = 40.3%, p = 0.196) 0.90 (0.74, 1.10) 38.29
Overall (I-squared = 29.1%, p = 0.206) 1.00 (0.89, 1.12) 100.00
NOTE: Weights are from random effects analysis
.4
1
2.5
Odds ratio

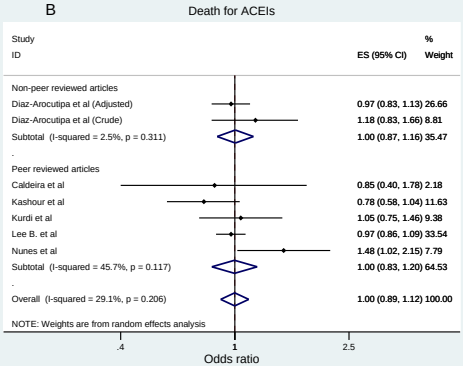
B
Death for ACEIs
Study
ID
ES (95% CI)
%
Weight
Non-peer reviewed articles
Diaz-Arocutipa et al (Adjusted) 0.97 (0.83, 1.13) 26.66
Diaz-Arocutipa et al (Crude) 1.18 (0.83, 1.66) 8.81
Subtotal (I-squared = 2.5%, p = 0.311) 1.00 (0.87, 1.16) 35.47
Peer reviewed articles
Caldeira et al 0.85 (0.40, 1.78) 2.18
Kashour et al 0.78 (0.58, 1.04) 11.63
Kurdi et al 1.05 (0.75, 1.46) 9.38
Lee B. et al 0.97 (0.86, 1.09) 33.54
Nunes et al 1.48 (1.02, 2.15) 7.79
Subtotal (I-squared = 45.7%, p = 0.117) 1.00 (0.83, 1.20) 64.53
Overall (I-squared = 29.1%, p = 0.206) 1.00 (0.89, 1.12) 100.00
NOTE: Weights are from random effects analysis
.4
1
2.5
Odds ratio

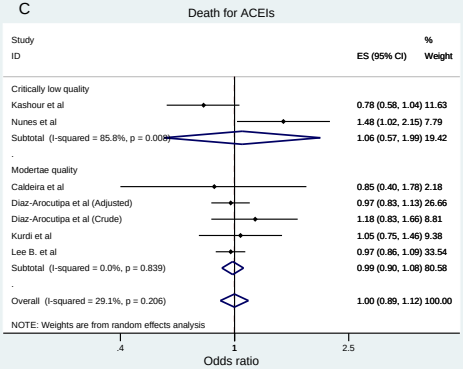
C
Death for ACEIs
Study
ID
ES (95% CI)
%
Weight
Critically low quality
Kashour et al 0.78 (0.58, 1.04) 11.63
Nunes et al 1.48 (1.02, 2.15) 7.79
Subtotal (I-squared = 85.8%, p = 0.008) 1.06 (0.57, 1.99) 19.42
Modertae quality
Caldeira et al 0.85 (0.40, 1.78) 2.18
Diaz-Arocutipa et al (Adjusted) 0.97 (0.83, 1.13) 26.66
Diaz-Arocutipa et al (Crude) 1.18 (0.83, 1.66) 8.81
Kurdi et al 1.05 (0.75, 1.46) 9.38
Lee B. et al 0.97 (0.86, 1.09) 33.54
Subtotal (I-squared = 0.0%, p = 0.839) 0.99 (0.90, 1.08) 80.58
Overall (I-squared = 29.1%, p = 0.206) 1.00 (0.89, 1.12) 100.00
NOTE: Weights are from random effects analysis
.4
1
2.5
Odds ratio

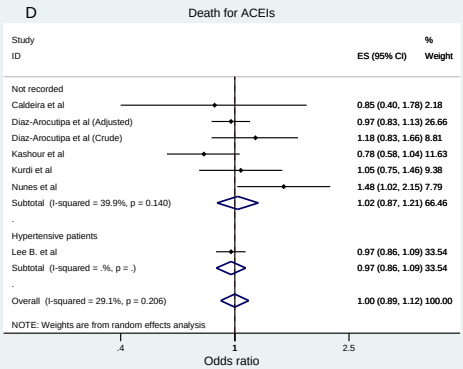
D
Death for ACEIs
Study
ID
ES (95% CI)
%
Weight
Not recorded
Caldeira et al 0.85 (0.40, 1.78) 2.18
Diaz-Arocutipa et al (Adjusted) 0.97 (0.83, 1.13) 26.66
Diaz-Arocutipa et al (Crude) 1.18 (0.83, 1.66) 8.81
Kashour et al 0.78 (0.58, 1.04) 11.63
Kurdi et al 1.05 (0.75, 1.46) 9.38
Nunes et al 1.48 (1.02, 2.15) 7.79
Subtotal (I-squared = 39.9%, p = 0.140) 1.02 (0.87, 1.21) 66.46
Hypertensive patients
Lee B. et al 0.97 (0.86, 1.09) 33.54
Subtotal (I-squared = .%, p = .) 0.97 (0.86, 1.09) 33.54
Overall (I-squared = 29.1%, p = 0.206) 1.00 (0.89, 1.12) 100.00
NOTE: Weights are from random effects analysis
.4
1
2.5
Odds ratio