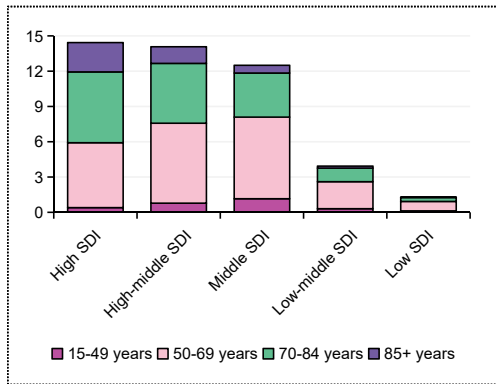
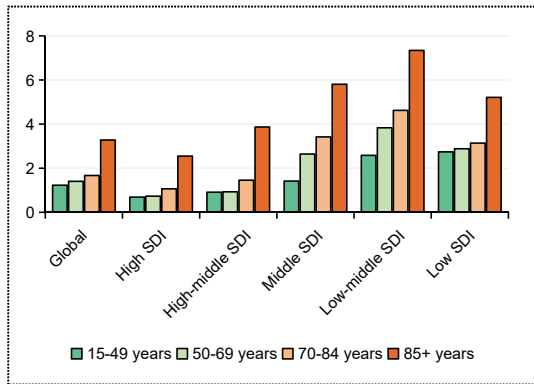


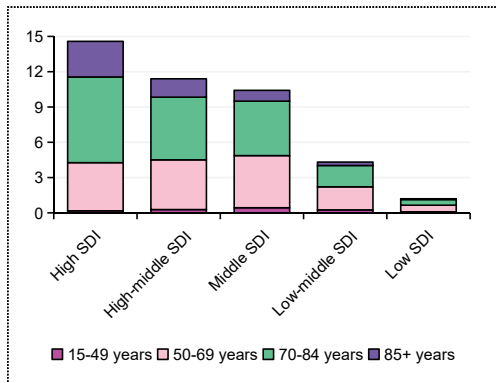
A

Death cases attributable to High  
body-mass index( $\times 10000$ )

B

Percent changes in death cases attributable  
to High body-mass index ( $\times 100\%$ )

C

Death cases attributable to High  
fasting plasma glucose( $\times 10000$ )

D

Percent changes in death cases attributable  
to High fasting plasma glucose ( $\times 100\%$ )