


Input


AQ

DT




PSD95 (Synaptic)

This Western blot shows PSD95 levels. The Input lane has a strong band, the AQ lane has a moderate band, and the DT lane has a strong band.



GAPDH (Cytosolic)

This Western blot shows GAPDH levels. The Input lane has a strong band, the AQ lane has a very strong band, and the DT lane has a moderate band.




NHE7 (TGN)

This Western blot shows NHE7 levels. The Input lane has a moderate band, the AQ lane has a very faint band, and the DT lane has a very strong band.




NHE8 (*cis*-Golgi)

This Western blot shows NHE8 levels. The Input lane has a moderate band, the AQ lane has a very faint band, and the DT lane has a moderate band.



STX6 (Golgi)

This Western blot shows STX6 levels. The Input lane has a moderate band, the AQ lane has a moderate band, and the DT lane has a strong band.



TGN38 (Golgi)

This Western blot shows TGN38 levels. The Input lane has a moderate band, the AQ lane has a moderate band, and the DT lane has a strong band.