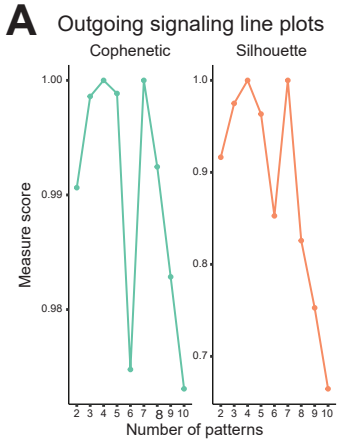
A
Outgoing signaling line plots
Cophenetic
Silhouette
Measure score
Number of patterns

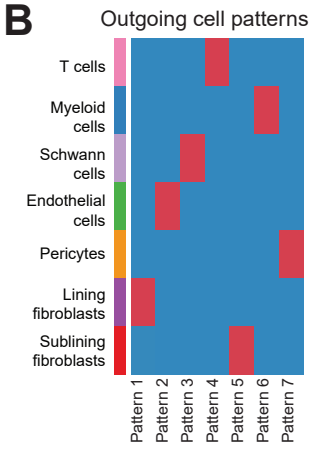
B
Outgoing cell patterns
T cells
Myeloid cells
Schwann cells
Endothelial cells
Pericytes
Lining fibroblasts
Sublining fibroblasts
Pattern 1
Pattern 2
Pattern 3
Pattern 4
Pattern 5
Pattern 6
Pattern 7

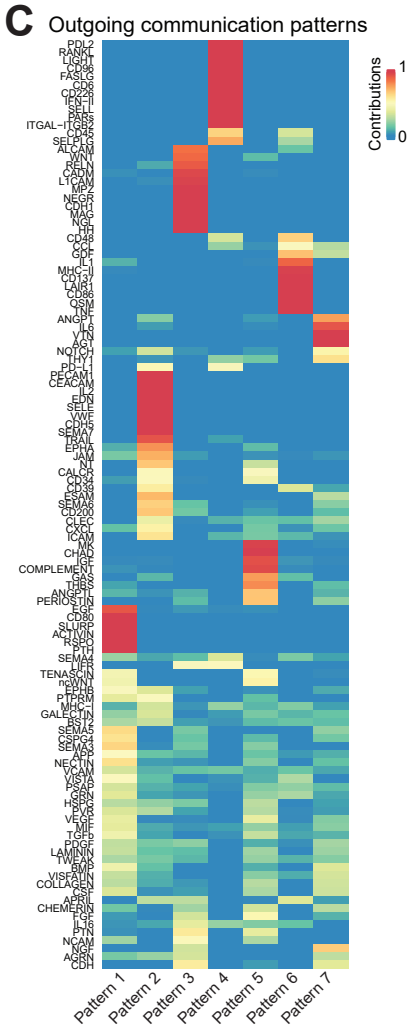
C
Outgoing communication patterns
Contributions
Pattern 1
Pattern 2
Pattern 3
Pattern 4
Pattern 5
Pattern 6
Pattern 7

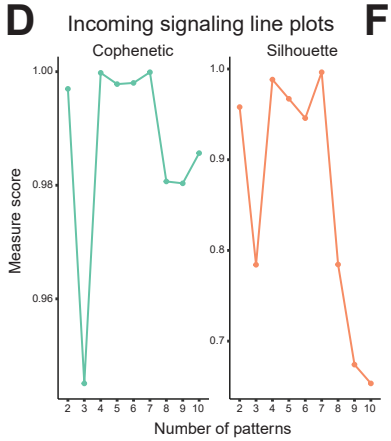
D
Incoming signaling line plots
Cophenetic
Silhouette
Measure score
Number of patterns

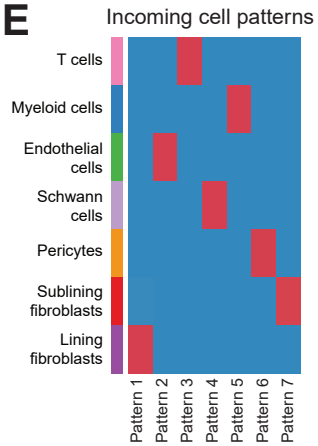
E
Incoming cell patterns
T cells
Myeloid cells
Endothelial cells
Schwann cells
Pericytes
Sublining fibroblasts
Lining fibroblasts
Pattern 1
Pattern 2
Pattern 3
Pattern 4
Pattern 5
Pattern 6
Pattern 7

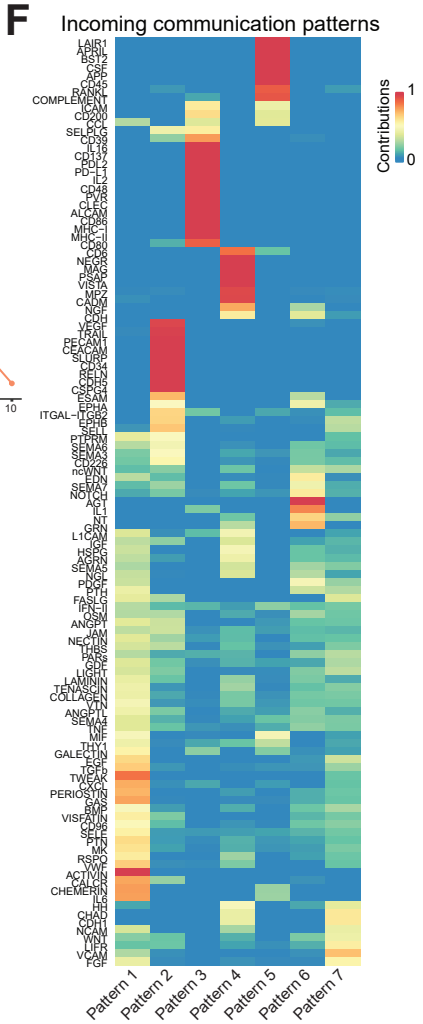
F
Incoming communication patterns
Contributions
Pattern 1
Pattern 2
Pattern 3
Pattern 4
Pattern 5
Pattern 6
Pattern 7

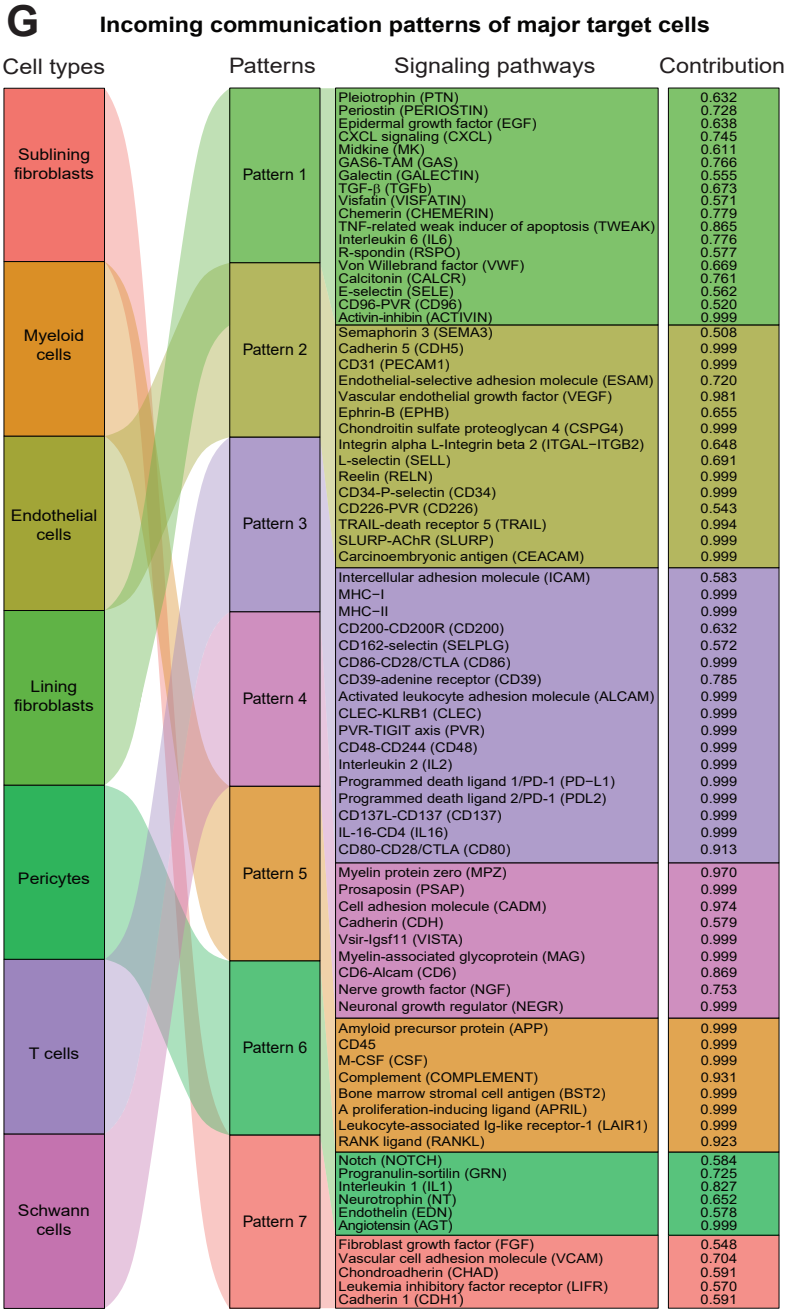
G
Incoming communication patterns of major target cells
Cell types
Patterns
Signaling pathways
Contribution
Sublining fibroblasts
Myeloid cells
Endothelial cells
Lining fibroblasts
Pericytes
T cells
Schwann cells
Pattern 1
Pattern 2
Pattern 3
Pattern 4
Pattern 5
Pattern 6
Pattern 7
Pleiotrophin (PTN) 0.632
Periostin (PERIOSTIN) 0.728
Epidermal growth factor (EGF) 0.638
CXCL signaling (CXCL) 0.745
Midkine (MK) 0.611
GAS6-TAM (GAS) 0.766
Galectin (GALECTIN) 0.555
TGF-β (TGFb) 0.673
Visfatin (VISFATIN) 0.571
Chemerin (CHEMERIN) 0.779
TNF-related weak inducer of apoptosis (TWEAK) 0.865
Interleukin 6 (IL6) 0.776
R-spondin (RSPO) 0.577
Von Willebrand factor (VWF) 0.669
Calcitonin (CALCR) 0.761
E-selectin (SELE) 0.562
CD96-PVR (CD96) 0.520
Activin-inhibin (ACTIVIN) 0.999
Semaphorin 3 (SEMA3) 0.508
Cadherin 5 (CDH5) 0.999
CD31 (PECAM1) 0.999
Endothelial-selective adhesion molecule (ESAM) 0.720
Vascular endothelial growth factor (VEGF) 0.981
Ephrin-B (EPHB) 0.655
Chondroitin sulfate proteoglycan 4 (CSPG4) 0.999
Integrin alpha L-Integrin beta 2 (ITGAL−ITGB2) 0.648
L-selectin (SELL) 0.691
Reelin (RELN) 0.999
CD34-P-selectin (CD34) 0.999
CD226-PVR (CD226) 0.543
TRAIL-death receptor 5 (TRAIL) 0.994
SLURP-AChR (SLURP) 0.999
Carcinoembryonic antigen (CEACAM) 0.999
Intercellular adhesion molecule (ICAM) 0.583
MHC−I 0.999
MHC−II 0.999
CD200-CD200R (CD200) 0.632
CD162-selectin (SELPLG) 0.572
CD86-CD28/CTLA (CD86) 0.999
CD39-adenine receptor (CD39) 0.785
Activated leukocyte adhesion molecule (ALCAM) 0.999
CLEC-KLRB1 (CLEC) 0.999
PVR-TIGIT axis (PVR) 0.999
CD48-CD244 (CD48) 0.999
Interleukin 2 (IL2) 0.999
Programmed death ligand 1/PD-1 (PD−L1) 0.999
Programmed death ligand 2/PD-1 (PDL2) 0.999
CD137L-CD137 (CD137) 0.999
IL-16-CD4 (IL16) 0.999
CD80-CD28/CTLA (CD80) 0.913
Myelin protein zero (MPZ) 0.970
Prosaposin (PSAP) 0.999
Cell adhesion molecule (CADM) 0.974
Cadherin (CDH) 0.579
Vsir-Igsf11 (VISTA) 0.999
Myelin-associated glycoprotein (MAG) 0.999
CD6-Alcam (CD6) 0.869
Nerve growth factor (NGF) 0.753
Neuronal growth regulator (NEGR) 0.999
Amyloid precursor protein (APP) 0.999
CD45 0.999
M-CSF (CSF) 0.999
Complement (COMPLEMENT) 0.931
Bone marrow stromal cell antigen (BST2) 0.999
A proliferation-inducing ligand (APRIL) 0.999
Leukocyte-associated Ig-like receptor-1 (LAIR1) 0.999
RANK ligand (RANKL) 0.923
Notch (NOTCH) 0.584
Progranulin-sortilin (GRN) 0.725
Interleukin 1 (IL1) 0.827
Neurotrophin (NT) 0.652
Endothelin (EDN) 0.578
Angiotensin (AGT) 0.999
Fibroblast growth factor (FGF) 0.548
Vascular cell adhesion molecule (VCAM) 0.704
Chondroadherin (CHAD) 0.591
Leukemia inhibitory factor receptor (LIFR) 0.570
Cadherin 1 (CDH1) 0.591