

Published in final edited form as:

Chem Sci. 2015 January 1; 6(1): 170–173. doi:10.1039/C4SC02494J.

Enantioselective α -Amination Enabled by a BINAM-Derived Phase-Transfer Catalyst†

H. M. Nelson‡, J. S. Patel‡, H. P. Shunatona, and F. D. Toste

Department of Chemistry, University of California, Berkeley, California 94720, United States

F. D. Toste: Email fdtoste@berkeley.edu

Abstract

Chiral anion phase-transfer of aryldiazonium cations was utilized to achieve highly enantioselective α -amination of carbonyl compounds. A broad scope of indanone- and benzosuberone-derived substrates was amenable to this strategy. Critical to obtaining high levels of enantioselectivity was the use of BINAM-derived phosphoric acids. The utility of this transformation was demonstrated through facile conversion of diazene products to valuable α -amino acid derivatives.

Chiral amines are attractive targets for enantioselective methodology due to their prominent representation amongst bioactive molecules and chiral catalysts.¹ Particularly attractive are α -amino acids, which are utilized directly as building blocks for pharmaceuticals, natural products, agrochemicals, and as precursors for commonly employed chiral ligands.¹ Several methods exist that provide access to enantioenriched, protected amines.² The use of dialkyl azodicarboxylates as masked electrophilic nitrogen sources in auxiliary-directed,³ organocatalytic⁴ and transition metal catalyzed⁵ amination reactions is prevalent. These methodologies furnish highly enantioenriched hydrazines that can be converted to amines after multiple chemical operations.

We hypothesized that the use of aryldiazonium cations as electrophilic nitrogen sources within a chiral anion phase-transfer (CAPT) manifold could provide a complementary enantioselective amination method.⁶ In this scenario, chiral anion phase-transfer of an insoluble aryldiazonium cation would generate a soluble *N*-electrophilic, chiral diazonium ion pair. This species could react with nucleophilic carbonyl derivatives to provide enantioenriched α -diazenated compounds (Figure 1a–1b). Importantly, this methodology would complement established α -amination methodologies in several ways. Firstly, well-established methods for reductive cleavage of azo compounds such as **2** would provide facile access to unprotected α -amino acid derivatives (**3**).⁷ Secondly, straightforward preparation of complex aryldiazonium cations from readily available anilines would facilitate development of application-specific amination reagents with tunable reactivity.⁸

†Electronic Supplementary Information (ESI) available: procedures and characterization data. See DOI: 10.1039/c000000x/

© The Royal Society of Chemistry 2012

Correspondence to: F. D. Toste, Email fdtoste@berkeley.edu.

‡These authors contributed equally.

This manuscript details the successful execution of this hypothesis through the first examples of catalytic, enantioselective α -amination using aryldiazonium cations. This advance is enabled by the preparation of BINAM-derived chiral phosphoric acids (BDPAs) that proved critical to obtaining high levels of enantioinduction.

As a model system we were attracted to indanone-derived β -ketoesters due to their potential for elaboration into conformationally constrained tyrosine analogues (CCTAs) such as 5-hydroxy-2-aminoindan-2-carboxylic acid (Hai) (**4**),⁹ spirohydantoin-derived CGRP antagonists investigated for treatment of migraine headaches (**5**),¹⁰ and amino-indane natural products such as dihydroparfumidine¹¹ (**6**) (Figure 1c). We initially found that exposure of β -ketoester **17** to TCyP (**7**), Na₃PO₄, and PhN₂BF₄ provided diazene **18** with excellent conversion, albeit with low enantioselectivity (Table 1).¹²

With this encouraging result in hand, a screen of CAPT catalysts and inorganic bases was undertaken (Table 1). Examination of the commonly employed chiral phosphate scaffolds did not identify a catalyst capable of providing improved enantioselectivity (entries 1–6); however, linear screening carried out with TCyP (**7**) proved fruitful, as use of weaker bases, such as NaH₂PO₄, increased enantioselectivity to 34% *ee* while maintaining excellent conversion (entry 7,8).

Challenged by low levels of enantioselectivity using common chiral phosphate scaffolds, we undertook efforts to design novel CAPT catalysts. We were drawn to the BINAM-derived phosphoric acids (BDPAs, Table 1, **13–16**) first prepared by Ishihara and coworkers,¹³ as they offer two potential improvements over BINOL-derived phosphates (**7–11**): first, we hypothesized that the nitrogen lone pairs would improve hydrogen-bonding interactions with the substrates relative to traditional chiral phosphoric acid catalysts (**7–12**).¹⁴ Second, increased resonance donation from the nitrogens could improve ion-pairing with the diazonium cation. Furthermore, this catalyst system would be highly modular, allowing for variation of both the ionic character and the hydrogen-bonding strength *via* synthetic modulation of the *N*-aryl groups.¹⁵

A small library of BDPAs was prepared (**13–16**). Upon examination of these catalysts under our diazenation conditions (Table 1, entries 9–12), we were pleased to find that electron-poor BDPA **16** provided the diazenated product (**18**) in excellent conversion and 87% *ee* (entry 12). Fine-tuning of solvent (entries 13–15) identified cyclohexane as optimal, yielding indanone **18** in 90% *ee* (entry 8).

With optimized reaction conditions in hand, we investigated the scope of this reactivity. Indanones with electron-rich (**20**, **21**, **24**, Table 2) and electron-poor (**19**, **22**, **23**) substitution at the -4 , -5 , and -6 positions provided their corresponding diazenes in good yields and enantioselectivities. Importantly, both protected phenol and halogenated derivatives (**20** and **22–24**) were competent under the reaction conditions, permitting derivatization of the reaction products. Additionally, substitution of the diazonium aryl group with electron-poor, as well as electron-rich, groups at *-ortho*, *-meta*, and *-para* position provided excellent yields and good to excellent enantioselectivities (Table 2, **25–32**).

Additional ketone derivatives were amenable to CAPT diazination with slight modification of the reaction conditions (Scheme 1). Benzosuberone derivative **33** was a suitable nucleophile, affording diazene **34** in 96% *ee* and 78% yield. Use of β -ketoamide **35** provided diazene **36** in 90% *ee* and 91% yield. We were pleased to find that nonstabilized enamide **37** underwent enantioselective C–N bond formation, providing imine **38** in 80% *ee* and 59% yield.

We were pleased to find that hydrogenation of indanone **18** and benzosuberone **34** under standard conditions smoothly formed their respective β -hydroxy amino acid derivatives with excellent diastereoselectivity and without loss of enantioenrichment (Scheme 2, **39** and **40**). Additionally, compound **24** was reduced to protected CCTA **41**, a synthetic precursor of Hai (**4**) using standard heterogeneous Pd/C conditions followed by homogeneous reduction with polymethylhydrosiloxane (PHMS) and PdCl₂ (Scheme 2c).¹⁶ Importantly, enantioenriched compounds akin to amine **41** (Scheme 1c) have been previously prepared *via* classical resolution in 9 steps.^{9b} Furthermore, as CCTAs such as Hai (**4**) are utilized for study of protein conformation,⁹ we envisioned that ¹⁵N-labeling would be of great utility, and a powerful application of our methodology. Towards this end, isotopically enriched amino indanone **42** was prepared in a three-step sequence from inexpensive Na¹⁵NO₂. It is noteworthy that the use of an azodicarboxylate electrophile for this application would require two equivalents of isotopically enriched nitrogen.

Conclusions

In closing, we have developed a method for the enantioselective α -diazination of enolate derivatives. This work was enabled by the development of novel BDPAs. The presented methodology possesses a broad scope, allowing for diazination of diverse nucleophiles. As an application of our methodology, several diazenes were directly reduced to provide amino acid derivatives. Furthermore, facile ¹⁵N-labeling was demonstrated through preparation of protected amino acid **42**.

Supplementary Material

Refer to Web version on PubMed Central for supplementary material.

Acknowledgments

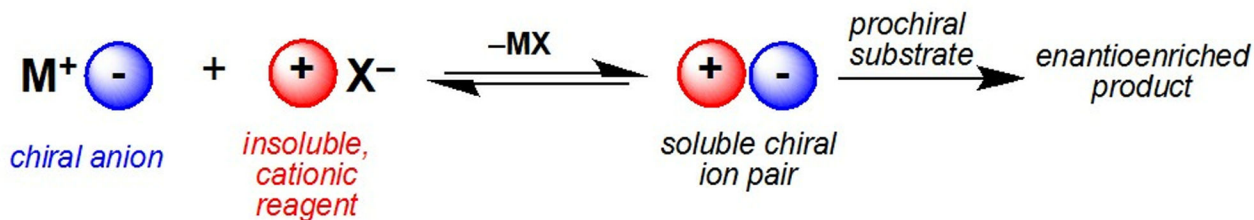
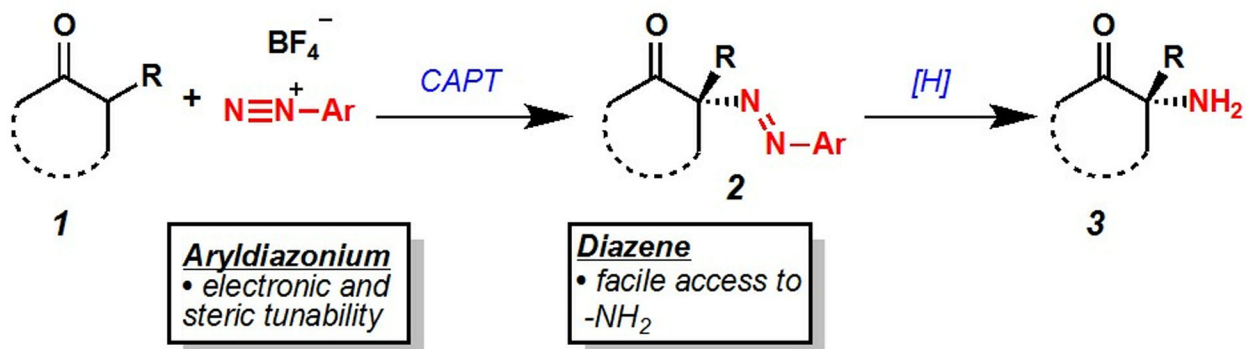
We gratefully acknowledge NIHGMS (R01 GM104534) for financial support. H.M.N. would like to acknowledge the UNCF and Merck for generous funding. We would also like to thank Dr. Matthew Winston for useful discussion regarding ¹⁵N labeling and acknowledge the College of Chemistry CheXray (NIH Shared Instrumentation Grant S10-RR027172) and Antonio DiPasquale for X-ray crystallographic data.

Notes and references

1. (a) Nugent, T.C. *Chiral amine synthesis: methods, developments and applications*. John Wiley & Sons; 2011. (b) Reetz MT. *Angew. Chem., Int. Ed.* 1991; 30:1531–1546.
2. Erdik E. *Tetrahedron*. 2004; 60:8747–8782.(b) Najera C, Sansano J. *Chem. Rev.* 2007; 107:4584–4671. [PubMed: 17915933] (c) Janey JM. *Angew. Chem., Int. Ed.* 2005; 44:4292–4300.
3. (a) Trimble LA, Vederas JC. *J. Am. Chem. Soc.* 1986; 108:6397–6399.(b) Gennari C, Colombo L, Bertolini G. *J. Am. Chem. Soc.* 1986; 108:6394–6395.(c) Evans DA, Britton TC, Dorow RL,

- Dellaria JF. *Tetrahedron*. 1988; 44:5525–5540.(d) Evans DA, Britton TC, Dorow RL, Dellaria JF. *J. Am. Chem. Soc.* 1986; 108:6395–6397.
4. (a) Bøgevig A, Juhl K, Kumaragurubaran N, Zhuang W, Jørgensen KA. *Angew. Chem., Int. Ed.* 2002; 41:1790–1793.(b) List B. *J. Am. Chem. Soc.* 2002; 124:5656–5657. [PubMed: 12010036] (c) Konishi H, Lam TY, Malerich JP, Rawal VH. *Org. Lett.* 2010; 12:2028–2031. [PubMed: 20359172] (d) Terada M, Nakano M, Ube H. *J. Am. Chem. Soc.* 2006; 128:16044–16045. [PubMed: 17165751] (e) He R, Wang X, Hashimoto T, Maruoka K. *Angew. Chem., Int. Ed.* 2008; 47:9466–9468.(f) Zhu CL, Zhang FG, Meng W, Nie J, Cahard D, Ma JA. *Angew. Chem., Int. Ed.* 2011; 50:5869–5872.(g) Blackmond DG, Moran A, Hughes M, Armstrong A. *J. Am. Chem. Soc.* 2010; 132:7598–7599. [PubMed: 20465280] (h) Liu C, Zhu Q, Huang KW, Lu Y. *Org. Lett.* 2011; 13:2638–2641. [PubMed: 21510614] (i) Liu TY, Cui HL, Zhang Y, Jiang K, Du W, He ZQ, Chen YC. *Org. Lett.* 2007; 9:3671–3674. [PubMed: 17691800]
5. (a) Evans DA, Nelson SG. *J. Am. Chem. Soc.* 1997; 119:6452–6453.(b) Cecere G, König CM, Alleva JL, MacMillan DWC. *J. Am. Chem. Soc.* 2013; 135:11521–11524. [PubMed: 23869694] (c) Juhl K, Jørgensen KA. *J. Am. Chem. Soc.* 2002; 124:2420–2421. [PubMed: 11890774] (d) Mashiko T, Kumagai N, Shibasaki M. *J. Am. Chem. Soc.* 2009; 131:14990–14999. [PubMed: 19785408]
6. (a) Nelson HM, Reisberg SH, Shunatona HP, Patel JS, Toste FD. *Angew. Chem., Int. Ed.* 2014; 53:5600–5603.(b) Phipps RJ, Hamilton GL, Toste FD. *Nat. Chem.* 2012; 4:603–614. [PubMed: 22824891]
7. Pinheiro HM, Touraud E, Thomas O. *Dyes Pigm.* 2004; 61:121–139.
8. (a) Roglans A, Pla-Quintana A, Moreno-Manas M. *Chem. Rev.* 2006; 106:4622–4643. [PubMed: 17091930] (b) Bonin H, Fouquet E, Felpin F-X. *Adv. Synth. Catal.* 2011; 353:3063–3084.
9. (a) Pinder RM, Butcher BH, Buxton DA, Howells DJ. *J. Med. Chem.* 1971; 14:892–893. [PubMed: 4400868] (b) Murigi FN, Nichol GS, Mash EA. *J. Org. Chem.* 2010; 75:1293–1296. [PubMed: 20095557] (c) Mosberg HI, Lomize AL, Wang C, Kroona H, Heyl DL, Sobczyk-Kojiro K, Ma W, Mousigian C, Porreca F. *J. Med. Chem.* 1994; 37:4371–4383. [PubMed: 7996549] (d) Deeks T, Crooks PA, Waigh RD. *J. Med. Chem.* 1983; 26:762–765. [PubMed: 6842517] (e) Cox, MT. Opiate Receptor Antagonists. U.S. Patent. 4464358 A. 1984 Aug 7.
10. (a) Wood MR, Schirripa KM, Kim JJ, Bednar RA, Fay JF, Bruno JG, Moore EL, Mosser SD, Roller S, Salvatore CA, Vacca JP, Selnick HG. *Bioorg. Med. Chem. Lett.* 2010; 20:6827–6830. [PubMed: 20850973] (b) Stump CA, Bell IM, Bednar RA, Fay JF, Gallicchio SN, Hershey JC, Jelley R, Kretsoulas C, Moore EL, Mosser SD, Quigley AG, Roller SA, Salvatore CA, Sharik SS, Theberge CR, Zartman CB, Kane SA, Graham SL, Selnick HG, Vacca JP, Williams TM. *Bioorg. Med. Chem. Lett.* 2010; 20:2572–2576. [PubMed: 20299218] (c) Bell, IM.; Selnick, HG. Monocyclic Amide CGRP Receptor Antagonists. U.S. Patent. 172,205. 2011 Jul 14.
11. Mardirossian ZH, Kiryakovt HG, Ruder JP, MacLean DB. *Phytochemistry*. 1983; 22:759–761.
12. The connectivity and absolute stereochemistry of **18** was confirmed by X-ray crystallography. See the supporting information for diffraction data.
13. (a) Hatano M, Ikeno T, Matsumura T, Torii S, Ishihara K. *Adv. Synth. Catal.* 2008; 350:1776–1780.(b) Terada M, Sorimachi K, Uraguchi F. *Synlett.* 2006; 1:133–136.
14. Hydrogen-bonding of chiral anion phase-transfer catalysts to substrates has been invoked in several transition state models, see: Yang X, Phipps RJ, Toste FD. *J. Am. Chem. Soc.* 2014; 136:5225–5228. [PubMed: 24684209] Phipps RJ, Toste FD. *J. Am. Chem. Soc.* 2013; 135:1268–1271. [PubMed: 23330962] Wu J, Wang Y-M, Drljevic A, Rauniyar V, Phipps RJ, Toste FD. *Proc. Natl. Acad. Sci. U.S.A.* 2013; 110:13729–13733. [PubMed: 23922394]
15. See the supplemental information for the syntheses of BDPAs.
16. Wang H, Li L, Bai X-F, Shang J-Y, Yang K-F, Xu L-W. *Adv. Synth. Catal.* 2013; 355:341–347.

a) Chiral anion phase-transfer (CAPT)

b) CAPT α -amination

c) Biologically active aminoindanes

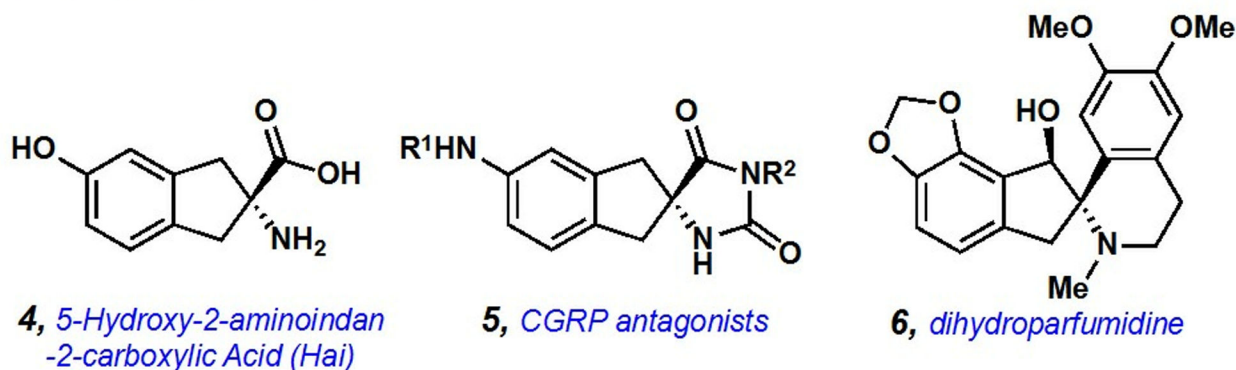
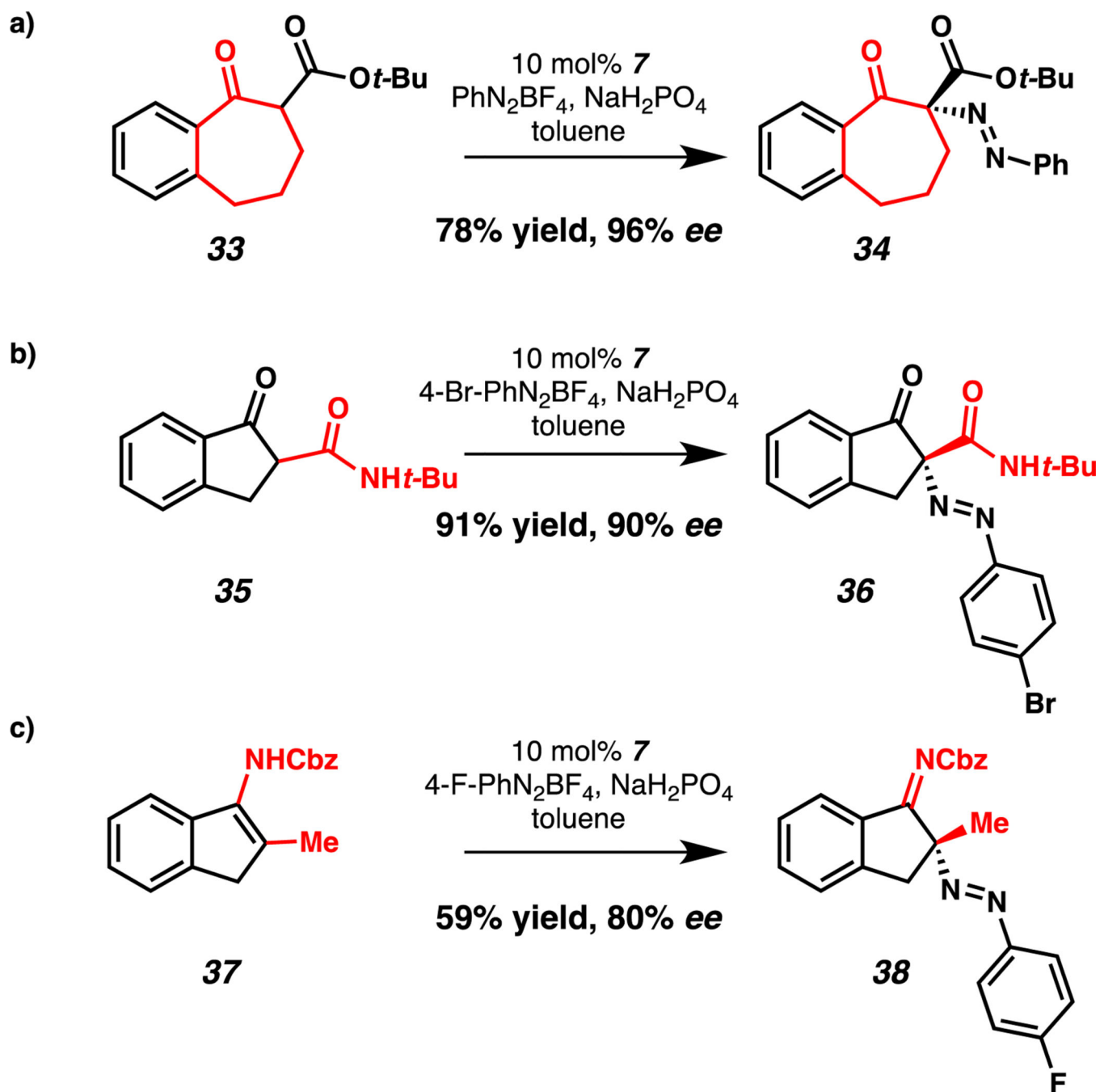
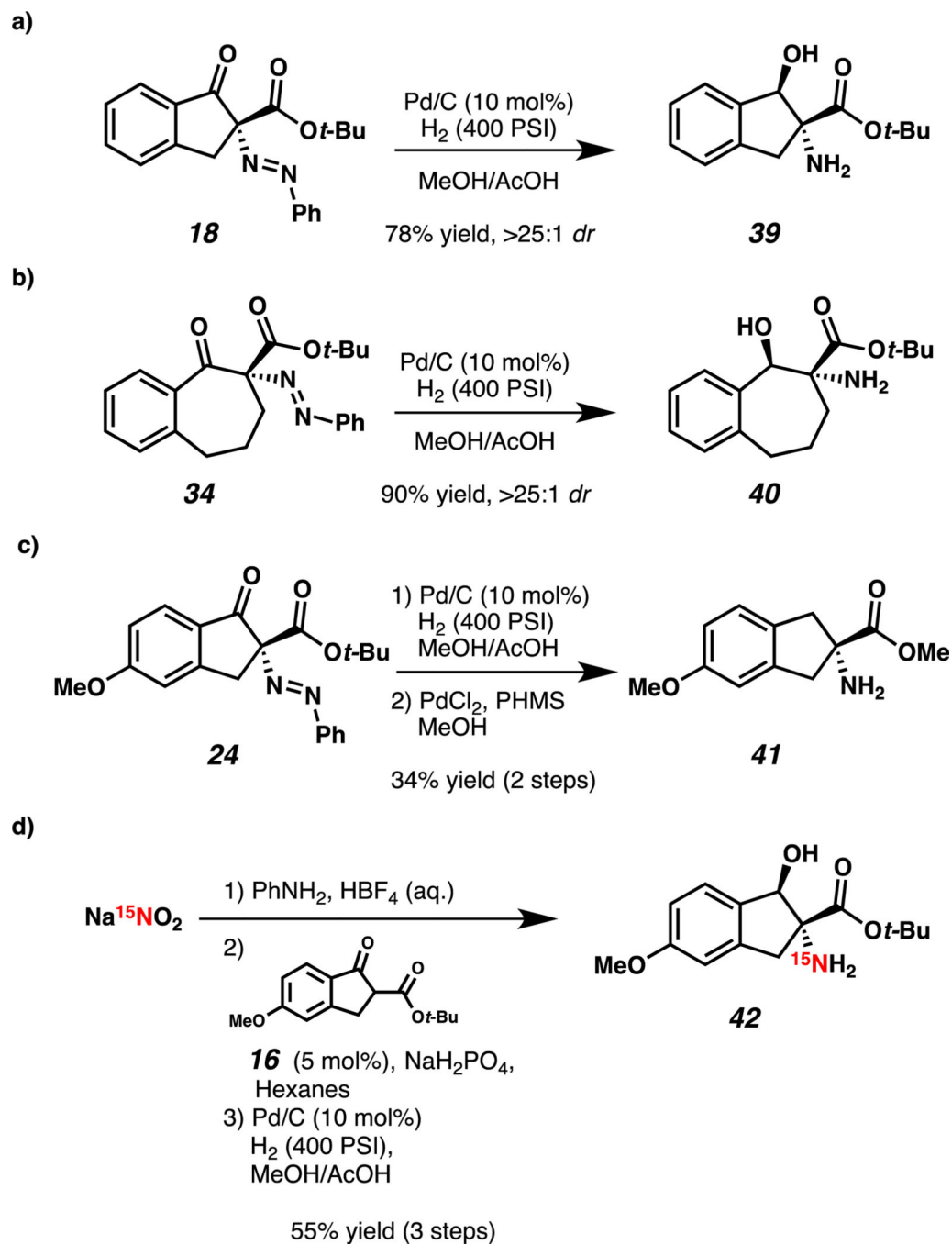


Fig. 1.

a) Chiral anion phase-transfer concept. b) Application to α -amination. c) Biologically active amino-indanone derivatives.



Scheme 1.
Diazenation of additional substrates.



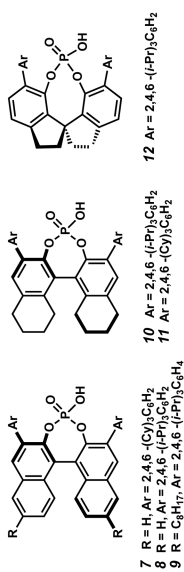
Scheme 2.
Applications of diazene products.

Table 1

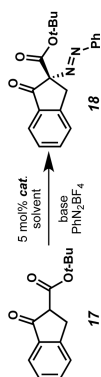

Optimization^{a,d,b,c}

entry	cat.	solv.	base	conv. (%) ^b	ee (%) ^c
1	7	hexanes	Na ₃ PO ₄	>95	9
2	8	hexanes	Na ₃ PO ₄	>95	7
3	9	hexanes	Na ₃ PO ₄	>95	0
4	10	hexanes	Na ₃ PO ₄	>95	2
5	11	hexanes	Na ₃ PO ₄	>95	7
6	12	hexanes	Na ₃ PO ₄	>95	4
7	7	hexanes	NaHCO ₃	>95	21
8	7	hexanes	NaH ₂ PO ₄	>95	34
9	13	hexanes	NaH ₂ PO ₄	>95	-7
10	14	hexanes	NaH ₂ PO ₄	>95	4

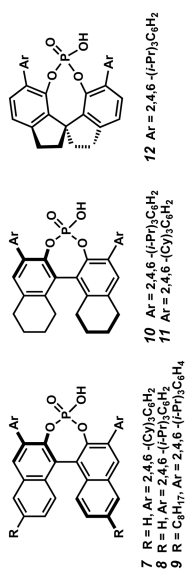
Commonly Utilized Chiral Phosphoric Acid Scaffolds:




BINAM-Derived Chiral Phosphoric Acids:



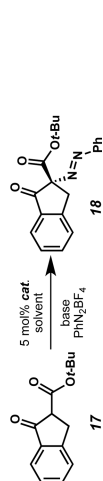
Commonly Utilized Chiral Phosphoric Acid Scaffolds:



BINAM-Derived Chiral Phosphoric Acids:



- Aryl moiety tunes phosphate electronics
- Improved, hydrogen-bond acceptors relative to BINOL derivatives
- Stronger ionic character improves ion-pairing



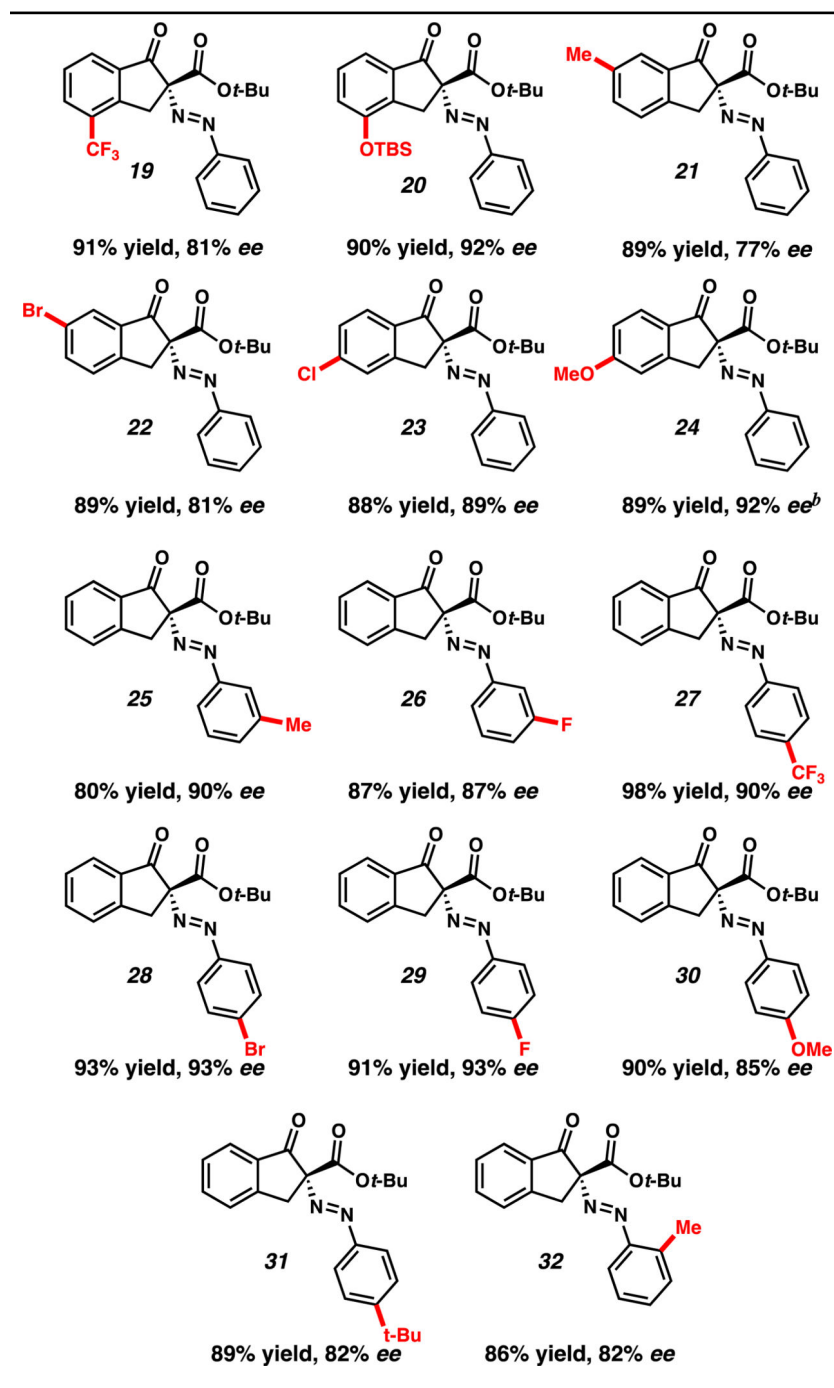
entry	cat.	solv.	base	conv. (%) ^b	ee (%) ^c
11	15	hexanes	NaH ₂ PO ₄	>95	5
12	16	hexanes	NaH ₂ PO ₄	>95	87
13	16	2-MeTHF	NaH ₂ PO ₄	>95	10
14	16	toluene	NaH ₂ PO ₄	>95	40
15	16	cyclohexane	NaH ₂ PO ₄	>95	90

^a Conditions: **17** (1 equiv.), cat. (**13–16**) (5 mol%), base (6 equiv.), PhN₂BF₄ (1.2 equiv.), solvent (0.025M), rt, 2–24 h.

^b Conversion based on consumption of starting material as determined by ¹H NMR.

^c Determined by chiral phase HPLC.

Table 2

Substrate Scope^{a,b,c,d}

^a Conditions: Nucleophile (1 equiv.), **16** (10 mol%), NaH₂PO₄ (6 equiv.), ArN₂BF₄ (1.2 equiv.), cyclohexane (0.025M).

^b Conditions: Nucleophile (1 equiv.), **17** (10 mol%), NaH₂PO₄ (6 equiv.), ArN₂BF₄ (1.2 equiv.), MTBE (0.025M).

^c Isolated yield.

^d Enantiomeric excess determined by chiral phase HPLC.